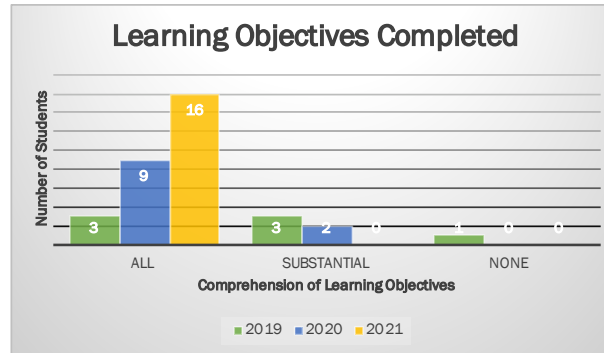


Year	All	Substantial	None	
2019	3	3	1	
2020	9	2	0	
2021	16	0	0	



Year	Assessment Skills	Problem Solving Skills	Decision Skills	Counseling Skills	Interviewing Skills	Group Interaction Skills	Speaking Skills	Writing Skills	Behavior Modification	Resource Finding Skills
2019	3.37	3.37	3.50	3.87	4.00	2.62	4.00	4.12	1.87	4.25
2020	4.09	4.09	4.09	3.18	4.27	3.72	4.09	4.18	3.45	4.00
2021	3.75	4.25	3.93	3.25	3.50	3.56	4.18	4.25	3.12	3.87

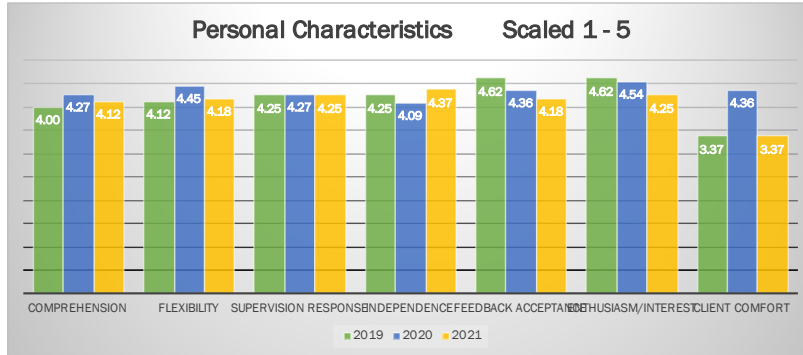
2019		Formulas
Assessment Skills	16 students Rated below	
5	3	15
4	4	16
3	1	3
2	0	0
1	0	0
N/A	2	
Total Students		34
Skills Averaged=		4.25



Attendance		Always Present	1 Absence	2 Absences	Absent 3 or more times	
2019		6	0	0		2
2020		6	3	1		1
2021		11	2	2		1
Punctuality		Always on Time	Late Once	Late Twice	Late 3 or more times	
2019		6	0	1		1
2020		8	2	1		0
2021		14	0	2		0
Appropriate Appearance		Always	Usually	Seldom		
2019		7	1	0		0
2020		11	0	0		0
2021		16	0	0		0

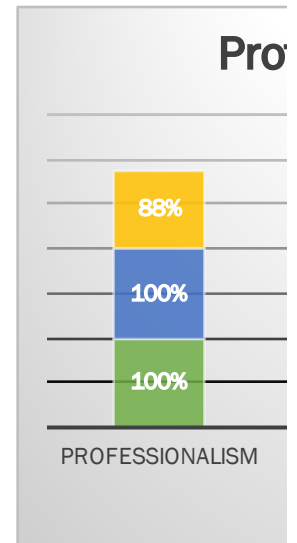

Year	Comprehension	Flexibility	Supervision Response	Independence	Feedback Acceptance	Enthusiasm/Interest	Client Comfort
2019	4.00	4.12	4.25	4.25	4.62	4.62	3.37
2020	4.27	4.45	4.27	4.09	4.36	4.54	4.36
2021	4.12	4.18	4.25	4.37	4.18	4.25	3.37

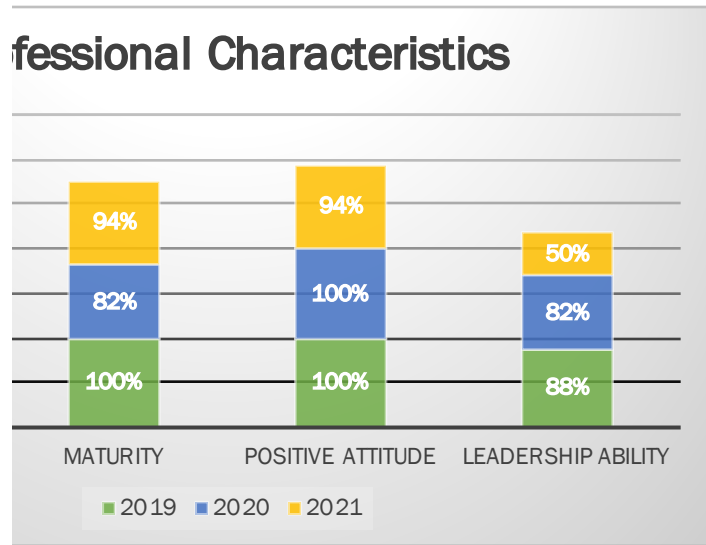
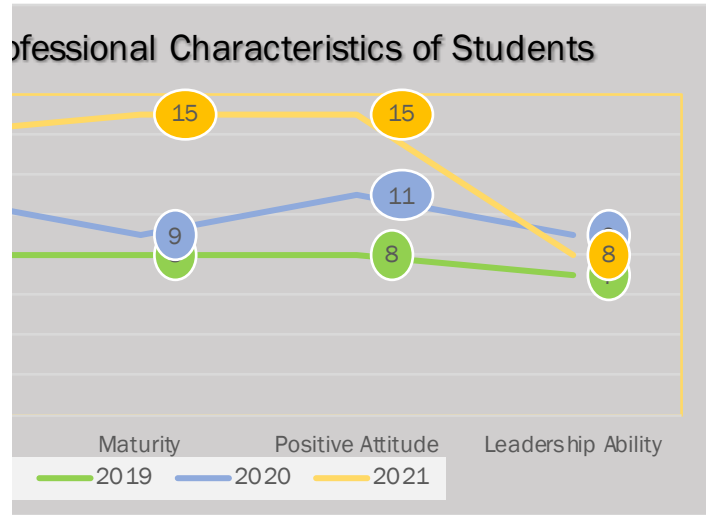
2021		Formulas
Assessment Skills	16 students Rated below	
5	6	30
4	6	24
3	0	0
2	0	0
1	0	0
N/A	2	
Total Students		54
Skills Averaged=		16
		3.375



Year	Professionalism	Maturity	Positive Attitude	Leadership Ability
2019	8	8	8	7
2020	11	9	11	9
2021	14	15	15	8

Year	Professionalism	Maturity	Positive Attitude	Leadership Ability
2019	100%	100%	100%	88%
2020	100%	82%	100%	82%
2021	88%	94%	94%	50%





Year	Yes	No	No Answer
2019	100%	0%	0%
2020	91%	9%	0%
2021	88%	13%	0%



Year	A	B	C	D	F
2019	50%	38%	13%	0%	0%
2020	55%	45%	0%	0%	0%
2021	44%	44%	13%	0%	0%

