



**CENTRAL
CAROLINA**
TECHNICAL COLLEGE

2022 FACT BOOK

Research and Institutional Effectiveness

Contents

| | |
|--|------------|
| Section One: General Information | 1 |
| About the Fact Book | 2 |
| Definitions | 3 |
| Mission, Strategic Plan, Vision, Values, Role and Scope..... | 4 |
| History of CCTC..... | 5 |
| Area Commission Members | 6 |
| Foundation Governing Board | 7 |
| Section Two: General Enrollment and Demographic Information | 8 |
| Programs of Study | 9 |
| 5 Yr Student Profile | 12 |
| Headcount & FTE..... | 13 |
| Spring 2022 Vitality Report..... | 15 |
| Fall 2021 Vitality Report | 26 |
| Spring 2021 Vitality Report..... | 36 |
| Fall 2020 Vitality Report | 47 |
| Spring 2020 Vitality Report..... | 58 |
| Fall 2019 Vitality Report | 69 |
| Spring 2019 Vitality Report..... | 80 |
| Fall 2018 Vitality Report | 90 |
| Spring 2018 Vitality Report..... | 100 |
| Fall 2017 Vitality Report | 110 |
| Fall Open Enrollment by Gender and Ethnicity by County (2017-22)..... | 120 |
| Fall Dual Enrolled High School Students (2017-22)..... | 125 |
| Foundation Scholarships Awarded (Academic Year 2021-22) | 130 |
| Section Three: Academic Program Profile Information | 131 |
| Fall 2021 Open Enrollment by Program | 132 |
| Fall 2020 Open Enrollment by Program | 139 |
| Fall 2019 Open Enrollment by Program | 146 |
| Fall 2018 Open Enrollment by Program | 153 |
| Fall 2017 Open Enrollment by Program | 159 |
| Fall Enrollment by Division (2017-2021)..... | 165 |
| Fall Enrollment by Division, Programs (2017-2021) | 171 |

| | |
|---|------------|
| Section Four: Retention, Transfer, Graduate/Success Rates, College Means..... | 177 |
| Fall-to-Fall Retention: First-Time Freshmen..... | 178 |
| Student Retention by Curriculum (Fall to Fall) | 179 |
| 2017-2022 Fall to Spring Retention..... | 194 |
| 2017-2022 Fall to Spring Persistence | 195 |
| Student Retention by Program (Fall 2021 to Spring 2022, Exlcuding High School Students) ... | 196 |
| Student Retention by Program (Fall 2020 to Spring 2021, Excluding High School Students) ... | 204 |
| Student Retention by Program (Fall 2019 to Spring 2020, Excluding High School Students) ... | 212 |
| Student Retention by Program (Fall 2018 to Spring 2019, Excluding High School Students) ... | 220 |
| Student Retention by Program (Fall 2017 to Spring 2018, Excluding High School Students) ... | 229 |
| Migration of First-Time Undergraduate Transfers (2017-2021) | 237 |
| Awards Conferred (2017-2021)..... | 242 |
| Licensure Exams Pass Rates (2018-2022)..... | 243 |
| Graduates by Program of Study (2017-2021)..... | 244 |
| 150% Graduation Rates | 254 |
| Graduate Placement (2017 – 2021)..... | 255 |
| Graduate Placement Rate by Program (2017-2022) | 256 |
| Program Evaluations (2018-2022)..... | 258 |
| 150% Success Rates..... | 263 |
| Student Evaluation of Faculty Fall & Spring Mean (2018 - 2022)..... | 268 |
| Section Five: Freshman and Cohort’s Profile..... | 269 |
| Fall First-Time Freshmen Profiles (2017-2021) | 270 |
| Cohorts..... | 282 |
| 5-Year Cohort Profile (2017-2021) | 283 |
| Fall 2021 Cohort | 284 |
| Fall 2020 Cohort | 287 |
| Fall 2019 Cohort | 290 |
| Fall 2018 Cohort | 293 |
| Fall 2017 Cohort | 296 |



SECTION ONE:

GENERAL INFORMATION

About the Fact Book...

Developed by the staff of the Research and Institutional Effectiveness Division, the ***Central Carolina Technical College Fact Book*** is intended to be a valuable college-wide tool.

The 2022 edition of the ***Fact Book*** serves as a common source of information for planning and decision-making. It is designed to serve the frequent information needs of faculty, students, staff, alumni, and the public. The content is based primarily upon the results of internal user needs surveys.

The ***Fact Book*** contains the following five major sections:

- Section One provides general information about the College.
- Section Two includes general enrollment and demographic information.
- Section Three provides academic program profile information.
- Section Four includes College retention, transfer, graduation and success rates.
- Section Five includes cohort and first-time freshmen profile information.

Since gathering and synthesizing of factual data is an on-going process, reader comments, suggestions, and contributions for future editions are welcomed at kuzbarydm@cctech.edu.

In addition to the *Fact Book*, annual data regarding Central Carolina and other public institutions of higher education are available on the South Carolina Commission on Higher Education (CHE) website: www.che.sc.gov

Also, more current information specific to Central Carolina is located at the College's website: <https://www.cctech.edu/about/institutional-effectiveness-and-planning/>, in the section entitled, Institutional Effectiveness and Reporting.

DEFINITIONS

Cohort – A specific group of students established for tracking purposes. CCTC tracks first-time, full-time, degree seeking students in cohorts. A first time student is “a student attending any institution for the first time at the level enrolled.” By this we mean that this is a student’s first time in postsecondary education (or the student is not known to have attended another postsecondary institution). There are two exceptions: (1) students who attended any institution the summer prior to entering your institution in the fall term are to be counted as “first-time,” as are (2) students who entered with advanced standing (college credits earned before graduation from high school). YOUR COHORT NEVER CHANGES.

First-time freshmen – have never attended college. The category will also include students who attended college for the first time in the prior summer semester and students who entered college with college credits earned before high school graduation. The category does not include high-school students enrolling in classes at the college or students enrolled in non-credit programs.

FTE (Full-Time Equivalency) – Enrollment as expressed in full-time equivalency. Total number of credit hours divided by 15 and calculated to the hundredth.

Graduation – Official completion of all academic requirements for a specific certificate, a diploma, or associate degree.

Graduates Available for Placement – The number of graduates minus “Exclusions” and those who indicated they were not seeking employment at the time surveyed. Included in exclusions are students who were initially counted in the cohort and left the institution for any of the following reasons: if the student died or is severely disabled; is serving in the armed forces (including those called to active duty); left to serve with a foreign aid service of the foreign government; or left to serve in official church missions.

Graduates Placed – The percentage of graduates who find employment in their degree field or for those who are continuing their education.

Graduation Rate – A measure of the percentage of first-time, full-time degree, diploma or certificate-seeking students in an IPEDS Graduation Rate Survey (GRS) cohort who graduate within 150% of the normal program completion time.

Headcount - Total number of students enrolled.

IPEDS – The Integrated Postsecondary Education Data System conducted by the National Center for Education Statistics. IPEDS involves annual data collections and affects federal post-secondary funding of institutions. All postsecondary institutions that have a Program Participation Agreement with the Office of Postsecondary Education, U.S. Department of Education are required to report data using a web-based data collection system.

Student Retention Rate – A measure of the rate at which students persist in an educational program at Central Carolina. The rate is expressed as the percentage of an identified cohort of students who continue to attend or graduate within a designated period of time.

Student Success Rate – The percentage of first-time, full-time, degree-, diploma-, or certificate-seeking students in an IPEDS Graduation Rate Survey (GRS) cohort who have either graduated or transferred to another South Carolina postsecondary institution within 150% of normal program length or who are still enrolled, either full- or part-time, at Central Carolina in the fall term subsequent to the GRS cohort’s three-year period. The following formula will be used to calculate the Student Success Rate: *Fall Semester First-time freshman (150% completers+150%transfers+still enrolled at the college)/final cohort.*

Vitality Report - Vitality report is based on the program in which the student is currently enrolled. Hrs is the number of hours in which the student is enrolled for that semester. One FTE is equated to 15 semester hours.
FTE YR 01 student is considered to be year 01 until he or she earns 30.99 hours. A student is considered FTE YR 02 after earning at least 31 hours.

Central Carolina Technical College

Our Mission

Central Carolina Technical College improves lives through excellence in teaching, learning, and economic enhancement through workforce development.

2020-2025 Strategic Plan

Strategic Goals:

Student Success

Goal No.1: Central Carolina Technical College will foster an environment conducive to student success.

- Achieve comparable student success rates as like-sized colleges
- Implement Enrollment Management and Marketing Plans
- Enhance the CCTC Student Experience
- Develop part-time program pathways

Internal & External Community

Goal No 2: Central Carolina Technical College will strengthen partnerships with its internal and external communities.

- Renew hiring and training approach to strengthen and sustain the quality of faculty and staff talent
- Develop a more robust institutional professional development program
- Implement Enrollment Management and Marketing Plans
- Collect feedback from local stakeholders to improve partnerships

Resources

Goal No. 3: Central Carolina Technical College will acquire optimal, sustainable resources to best position the College and strengthen its fiscal stability.

- Acquire comparable per capita local funding as other SCTCS colleges
- Transform grounds and facilities to optimize services and enhance on-campus experience
- Support the Major Gifts Campaign

Vision Statement

Central Carolina Technical College is the first choice for accessible, affordable, and relevant higher education, provided in an innovative, student-centered learning environment.

Statement of Values

Central Carolina Technical College recognizes the worth and potential of each student, and values the diversity of its student body, faculty, and staff. In its attitudes and principles, the college affirms the following values and beliefs in providing its programs and services:

Excellence * Integrity * Innovation

Statement of Role and Scope

Central Carolina Technical College is a multi-disciplinary, public institution of higher education primarily serving the region of Clarendon, Lee, Kershaw, and Sumter counties in South Carolina by providing innovative programs that are designed to enhance the economic vitality and quality of life for all residents. The college confers associate degrees, diplomas, and certificates in the areas of business, public service, industrial and engineering technology, the health sciences, and the arts and sciences through multiple learning environments including traditional and distance learning instructional methods. In addition to excellence in teaching and learning, the college provides credit and continuing education programs and student support services to prepare students to enter the workforce, earn college credit before high school graduation, transfer to senior colleges and universities, and achieve their professional and personal goals.

History of Central Carolina Technical College

In 1961, a local committee began studying the feasibility of establishing an “industrial training center” to serve Sumter County. When Clarendon, Kershaw, and Lee Counties expressed interest in participating, the service area was broadened to include these counties. The committee’s work culminated in 1962 with the passage of the enabling legislation which created Sumter Area Technical Education Center.

In 1971, the institution changed its name to Sumter Area Technical College and in 1974 received initial accreditation by the Commission on Colleges of the Southern Association of Colleges and Schools as a two-year college offering technical and vocational programs. In 1989 the South Carolina Commission on Higher Education authorized Sumter Area Technical College to begin offering the Associate in Arts and the Associate in Science degree programs designed specifically for transfer to four-year colleges and universities. With the addition of the transfer programs, Sumter Area Technical College achieved the status of a comprehensive community college. In the fall of 1992, the College changed its name to Central Carolina Technical College to better reflect its service area. In 1998, the College assumed operation of the F. E. DuBose Career Center located in Clarendon County. In 2001, Central Carolina established the Kershaw County Site in Camden. During the 2005-2006 academic year, a site was also added in Lee County. During 2010, the College expanded its presence in Kershaw County and in downtown Sumter by adding additional facilities to serve students’ needs with the addition of a state-of-the art Health Sciences Center and the Kershaw County Campus located at the intersection of Interstate 20 and Highway 521. In 2012, the College renovated a former federal building located in the same downtown Sumter area as the Health Sciences Center. This renovated facility serves as the Legal Studies Center where the Paralegal and Criminal Justice Associate Degree programs are located. In 2015, the College opened its Advanced Manufacturing Technology Training Center on Broad Street and relocated several Industrial and Engineering programs to this location.

More than 8,500 students each year are enrolled in a variety of associate degree, diploma, and certificate programs and non-credit continuing education activities.

Central Carolina Technical College 2022

AREA COMMISSION

In accordance with the Charter of the South Carolina Technical College System, a twelve-member Area Commission, comprised of appointed officials from within the college's four-county service area, governs Central Carolina Technical College. The current members are as follows:

Representing Sumter County:

Bobby R. Anderson, Secretary
Andre G. McBride
Janice W. Poplin
Ray Reich
Jennett Towles-Mickens

Representing Lee County:

Willie Mae Muldrow

Representing Kershaw County:

Paul Napper, Chairman
Terry M. Hancock
Thoyd Warren

Representing Clarendon County:

Christopher L. Lee, Vice Chairman

EXECUTIVE LEADERSHIP TEAM

Kevin Pollock, President
Misty Hatfield, Vice President for Institutional Advancement
Beth Young, Vice President for Business Affairs
Lisa Bracken, Vice President for Student Affairs
Jeff Thomas, Vice President for Academic Affairs

Source: <http://www.cctech.edu/about/governance-leadership/> (October 1, 2020)

CCTC Foundation, Inc.

The Central Carolina Technical College Foundation, Inc. was created to support the development and growth of quality programs for all area residents who can benefit from them. The Foundation was also designed to assist in the delivery of a comprehensive public relations program and to encourage partnerships among all levels of education as well as businesses and industries.

Such support and assistance may include, but is not limited to, financial support of capital improvements, scholarships, grants, prizes, stipends, loans and other forms of aid to students and/or college personnel toward goal attainment and professional advancement.

The Foundation is operated exclusively for charitable education purposes within the meaning of Section 501 (c) 3 of the Internal Revenue Code of 1954. This Foundation is governed by a Board of Trustees separate from the Area Commission for Central Carolina Technical College and is dedicated to expanding the goals and mission of the College.

GOVERNING BOARD

The Central Carolina Technical College Foundation is governed by a Board of Trustees comprised of members from the four county service area of Clarendon, Kershaw, Lee, and Sumter counties.

FOUNDATION GOVERNING BOARD MEMBERS:

Mr. Robert Edwards, Chairman

Mr. Sidney T. Isler

Ms. Ruby D. Gibbs, Vice Chairman

Dr. Trevor Ivey

Mr. Roy Fakoury, Treasurer

Mr. Christopher L. Lee

Mr. Bruce Snipes, Secretary

Rev. Marion H. Newton

Mr. Woody Beasley

Ms. Meree M. McAlister

Mr. Cary Coker

Ms. Lauren Reeder

Mr. William Cox

Mr. Dave Self

Hon. Alfred Mae Drakeford

Mr. Brant Tomlinson

Mr. Lefford Fate

Ms. Sherry Welle

Mr. Terry M. Hancock

Rev. George P. Windley Jr.

SECTION TWO:

GENERAL ENROLLMENT
AND
DEMOGRAPHIC INFORMATION

Programs of Study

2021/2022

ADMINISTRATIVE OFFICE TECHNOLOGY

Information Processing (Certificate)

Medical Office Administrative Assistant (Certificate)

Microsoft Office Applications Specialist (Certificate)

ADVANCED MANUFACTURING AND ENGINEERING TECHNOLOGY

General Technology (Associate Degree)

Automotive Technology (Certificate)

Automotive Diagnostic Technology (Certificate)

Basic Air Conditioning and Heating (Certificate)

Advanced Air Conditioning and Heating (Advanced Certificate)

Basic Machining and CNC Fundamentals (Certificate)

Advanced CNC Programming (Certificate)

Engineering Design Technology (Associate Degree)

Mechatronics Fundamentals (Certificate)

Basic Mechatronics Technology (Certificate)

Advanced Mechatronics Technology (Certificate)

Welding (Certificate)

Pipe Welding (Advanced Certificate)

ARTS and SCIENCES

Associate in Arts (Associate Degree)

Associate in Science (Associate Degree)

BUSINESS

Accounting (Associate Degree)

Accounting Specialist (Certificate)

Entrepreneurship/Small Business Management (Certificate)

Human Resource Specialist (Certificate)

Logistics and Supply Chain Management (Certificate)

Management (Associate Degree)
Marketing And Sales For Small Business (Certificate)
Office Management (Certificate)
Supervision and Leadership Foundations (Certificate)

COMPUTER SCIENCE

Computer Technology (Associate Degree)
Computer Specialist (Certificate)
Cybersecurity (Certificate)

CRIMINAL JUSTICE & PARALEGAL

Police Pre-Academy Training (Certificate)
Criminal Justice Technology (Associate Degree)
Paralegal (Associate Degree)

EARLY CARE AND EDUCATION

Child Care Assistant (Certificate)
Early Care and Education (Associate Degree)
Early Childhood Development (Certificate)
Infant and Toddler Care (Certificate)

ENVIRONMENTAL ENGINEERING TECHNOLOGY & NATURAL RESOURCES

Environmental Engineering Technology (Associate Degree)
Environmental, Health, & Safety (Certificate)
Natural Resources Management (Associate Degree)
Wastewater Operator (Certificate)
Water Operator (Certificate)

HUMAN SERVICES

Human Services (Associate Degree)
Human Services (Certificate)
Gerontology (Certificate)

NURSING and HEALTH SCIENCES

Nursing (ADN) (Associate Degree)
Nursing (LPN to ADN Option) (Associate Degree)

Massage Therapy (Certificate)
Medical Assisting (Diploma)
Inpatient Medical Coding (Certificate)
Medical Record Coding (Certificate)
Pharmacy Technician (Certificate)
Pre-Nursing Preparatory (Certificate)
Surgical Technology (Diploma)

**CENTRAL CAROLINA 5-YEAR STUDENT PROFILE
FALL SEMESTER 2017-2021**

| FALL SEMESTER | | FALL 2017 | FALL 2018 | FALL 2019 | FALL 2020 | FALL 2021 | 2020 - 2021 % DIFF | 5-YR % DIFF |
|--------------------------------|--|------------|------------|-------------|-------------|-------------|-----------------------|----------------|
| HEADCOUNT | | 3720 | 3550 | 3361 | 2885 | 2640 | -8.5% | -29.0% |
| FTE | | 2261 | 2183 | 2017.6 | 1721.53 | 1561.93 | -9.3% | -30.9% |
| CREDIT HOURS | | 33915 | 32730 | 30264 | 25823 | 23429 | -9.3% | -30.9% |
| STUDENT PROFILE | | FALL 2017 | FALL 2018 | FALL 2019 | FALL 2020 | FALL 2021 | 2020 - 2021 % DIFF | 5-YR % DIFF |
| | | # % | # % | # % | # % | # % | | |
| Full-time | | 1307 35.1% | 1305 36.8% | 1125 33.5% | 904 31.3% | 769 29.1% | -14.9% | -41.2% |
| Part-time | | 2413 64.9% | 2245 63.2% | 2236 66.5% | 1981 68.7% | 1871 70.9% | -5.6% | -22.5% |
| GENDER | | | | | | | | |
| Female | | 2496 67.1% | 2429 68.4% | 2231 66.4% | 1980 68.6% | 1783 67.5% | -9.9% | -28.6% |
| Male | | 1224 32.9% | 1121 31.6% | 1130 33.6% | 905 31.4% | 857 32.5% | -5.3% | -30.0% |
| RACE | | | | | | | | |
| Black | | 1681 45.2% | 1549 43.6% | 1397 41.6% | 1157 40.1% | 1053 39.9% | -9.0% | -37.4% |
| White | | 1754 47.2% | 1745 49.2% | 1689 50.3% | 1495 51.8% | 1356 51.4% | -9.3% | -22.7% |
| American Indian/Alaskan Native | | 9 0.2% | 4 0.1% | 4 0.1% | 1 0.0% | 0 0.0% | -100.0% | -100.0% |
| Asian | | 26 0.7% | 23 0.6% | 30 0.9% | 29 1.0% | 26 1.0% | -10.3% | 0.0% |
| Native Hawaiian/Pacific Is. | | 2 0.1% | 4 0.1% | 2 0.1% | 6 0.2% | 29 1.1% | 383.3% | 1350.0% |
| Hispanic | | 120 3.2% | 103 2.9% | 129 3.8% | 120 4.2% | 127 4.8% | 5.8% | 5.8% |
| Non-Resident Alien | | 0 0.0% | 0 0.0% | 0 0.0% | 0 0.0% | 0 0.0% | 0.0% | 0.0% |
| 2 or More Races | | 62 1.7% | 70 2.0% | 65 1.9% | 46 1.6% | 40 1.5% | -13.0% | -35.5% |
| Unknown | | 66 1.8% | 52 1.5% | 45 1.3% | 31 1.1% | 9 0.3% | -71.0% | -86.4% |
| COUNTY | | | | | | | | |
| Clarendon | | 413 11.1% | 402 11.3% | 402 11.96% | 323 11.20% | 254 9.62% | -21.4% | -38.5% |
| Kershaw | | 722 19.4% | 759 21.4% | 733 21.81% | 680 23.57% | 641 24.28% | -5.7% | -11.2% |
| Lee | | 193 5.2% | 197 5.5% | 176 5.24% | 175 6.07% | 148 5.61% | -15.4% | -23.3% |
| Sumter | | 2092 56.2% | 1838 51.8% | 1709 50.85% | 1374 47.63% | 1259 47.69% | -8.4% | -39.8% |
| Other | | 300 8.1% | 354 10.0% | 341 10.15% | 333 11.54% | 338 12.80% | 1.5% | 12.7% |
| AVERAGE AGE | | 25 | 25 | 25 | 24 | 25 | | |

Source: EDSS.ST-ENR105 Enrollment By Program/Headcount/FTE/Credit Hrs/Contact Hrs.

EDSS.ST-ENR 130-Headcount by County

EDSS ST ENR 114 Age

EDSS.ST-ENR133 - Tech Ed Race Ethnicity, Gender, Enrollment Status

EDSS.ST-ENR133 - Tech Ed Race Ethnicity, Gender, Enrollment Status

EDSS ST VER302-IPEDS Age and Gender

**CENTRAL CAROLINA TECHNICAL COLLEGE
PROGRAM HEADCOUNT AND FTE
FALL 2017 THROUGH FALL 2021**

| | Fall 17 | | Fall 18 | | Fall 19 | | Fall 20 | | Fall 21 | | 2020- 2021 % DIFF |
|------------------------------------|-------------|----------------|-------------|----------------|-------------|----------------|-------------|----------------|----------------|----------------|----------------------|
| | Hdcnt | FTE | Hdcnt | FTE | Hdcnt | FTE | Hdcnt | FTE | Hdcnt | FTE | |
| COLLEGE | 3579 | 2163.53 | 3720 | 2261.00 | 3361 | 2017.60 | 2885 | 1721.53 | 2640.00 | 1561.93 | -8.5% |
| ASSOCIATE DEGREE PROGRAMS | | | | | | | | | | | |
| Accounting (35002) | 73 | 43.47 | 62 | 39.80 | 49 | 25.00 | 52 | 33.27 | 60 | 38.47 | 15.4% |
| Admin. Office Tech. (35007) | 38 | 22.27 | 29 | 17.20 | 25 | 15.40 | 17 | 8.60 | 8 | 3.60 | -52.9% |
| Management (35030) | 161 | 96.00 | 162 | 98.80 | 140 | 88.67 | 123 | 75.13 | 112 | 70.20 | -8.9% |
| Computer Technology (35104) | 130 | 84.93 | 158 | 106.00 | 127 | 84.67 | 105 | 71.47 | 107 | 66.07 | 1.9% |
| Nursing (A.D.N.) (35208) | 162 | 91.47 | 186 | 104.40 | 201 | 111.07 | 176 | 99.53 | 186 | 101.80 | 5.7% |
| Engineering Design Tech (35307) | 59 | 39.87 | 91 | 58.93 | 75 | 54.27 | 63 | 47.00 | 37 | 25.93 | -41.3% |
| General Technology (35318) | 63 | 46.40 | 73 | 54.93 | 91 | 69.93 | 74 | 55.93 | 77 | 60.47 | 4.1% |
| Environ. Engineering Tech. (35408) | 31 | 20.47 | 22 | 11.80 | 22 | 11.00 | 23 | 11.87 | 22 | 13.40 | -4.3% |
| Natural Resources Mgmt. (35426) | 27 | 19.47 | 39 | 28.40 | 41 | 34.33 | 30 | 24.67 | 30 | 22.87 | 0.0% |
| Human Services (35501) | 128 | 74.20 | 129 | 74.87 | 90 | 55.67 | 79 | 45.00 | 76 | 43.53 | -3.8% |
| Criminal Justice Tech (35505) | 96 | 58.80 | 92 | 60.40 | 54 | 35.80 | 41 | 24.53 | 42 | 26.07 | 2.4% |
| Early Care & Education (35508) | 122 | 74.40 | 103 | 61.60 | 90 | 54.33 | 64 | 39.67 | 67 | 39.20 | 4.7% |
| Paralegal (35520) | 41 | 28.93 | 39 | 26.20 | 34 | 24.13 | 25 | 17.80 | 27 | 16.60 | 8.0% |
| Associate in Arts (45600) | 1158 | 732.00 | 1232 | 768.93 | 1089 | 671.00 | 672 | 398.20 | 581 | 340.47 | -13.5% |
| Associate in Science (55600) | 207 | 135.73 | 277 | 187.93 | 168 | 119.40 | 150 | 99.07 | 111 | 75.13 | -26.0% |
| <i>Associate Totals</i> | <i>2496</i> | <i>1568.41</i> | <i>2694</i> | <i>1700.19</i> | <i>2296</i> | <i>1454.67</i> | <i>1694</i> | <i>1051.74</i> | <i>1543</i> | <i>943.81</i> | <i>-8.9%</i> |
| DIPLOMAS | | | | | | | | | | | |
| Administrative Support (15041) | 5 | 3.07 | 5 | 2.40 | 1 | 0.20 | 0 | 0.00 | 0 | 0.00 | 0.0% |
| Nursing (PN) (15209) | 0 | 0.00 | 0 | 0.00 | 0 | 0.00 | 0 | 0.00 | 0 | 0.00 | 0.0% |
| Surgical Technology (15211) | 19 | 17.73 | 21 | 18.60 | 19 | 17.40 | 19 | 17.40 | 18 | 13.00 | -5.3% |
| Medical Assisting (15214) | 25 | 23.33 | 12 | 10.40 | 23 | 20.80 | 28 | 23.20 | 14 | 11.40 | -50.0% |
| Early Childhood Dev. (15508) | 5 | 1.80 | 2 | 1.00 | 1 | 0.20 | 0 | 0.00 | 0 | 0.00 | 0.0% |
| <i>Diploma Totals</i> | <i>54</i> | <i>45.93</i> | <i>40</i> | <i>32.40</i> | <i>44</i> | <i>38.60</i> | <i>47</i> | <i>40.60</i> | <i>32</i> | <i>24.40</i> | <i>-31.9%</i> |
| CERTIFICATES | | | | | | | | | | | |
| Internetworking (60649) | 2 | 1.40 | 3 | 1.40 | 1 | 0.40 | 0 | 0.00 | 0 | 0.00 | 0.0% |
| General Education (060799) | 0 | 0.00 | 0 | 0.00 | 1 | 0.93 | 0 | 0.00 | 0 | 0.00 | 0.0% |
| Infant & Toddler Care (60862) | 2 | 0.60 | 3 | 1.40 | 3 | 0.87 | 0 | 0.00 | 4 | 1.93 | |
| Water Operator (60944) | 3 | 1.00 | 4 | 1.60 | 5 | 2.00 | 0 | 0.00 | 5 | 2.00 | |
| Wastewater Operator (06945) | 5 | 2.00 | 5 | 1.80 | 7 | 2.60 | 3 | 1.00 | 4 | 1.60 | 33.3% |
| Environ. Health & Safety (61023) | 1 | 0.40 | 3 | 1.00 | 2 | 0.80 | 2 | 0.80 | 0 | 0.00 | -100.0% |
| Gerontology (61037) | 1 | 0.53 | 4 | 2.00 | 2 | 1.00 | 4 | 2.00 | 4 | 1.80 | 0.0% |
| Advanced CNC Programming (61043) | 0 | 0.00 | 0 | 0.00 | 0 | 0.00 | 3 | 1.80 | 0 | 0.00 | -100.0% |
| Advanced Medical Coding (061184) | 0 | 0.00 | 0 | 0.00 | 20 | 8.80 | 16 | 8.00 | 20 | 9.27 | 25.0% |
| Applications Specialist (61199) | 0 | 0.00 | 0 | 0.00 | 0 | 0.00 | 0 | 0.00 | 1 | 0.40 | |
| Child Care Assistant (61200) | 0 | 0.00 | 0 | 0.00 | 0 | 0.00 | 0 | 0.00 | 1 | 0.47 | |
| Early Childhood Dev. (70191) | 9 | 3.20 | 6 | 3.20 | 3 | 1.13 | 2 | 0.67 | 2 | 1.33 | 0.0% |
| Information Processing (70261) | 3 | 1.00 | 0 | 0.00 | 1 | 0.60 | 1 | 0.20 | 2 | 1.27 | 100.0% |
| Basic Air Cond. & Heat (70808) | 28 | 18.60 | 31 | 20.00 | 33 | 21.07 | 14 | 11.20 | 17 | 14.47 | 21.4% |
| Welding (70810) | 68 | 54.87 | 63 | 51.13 | 54 | 41.80 | 37 | 30.93 | 41 | 34.53 | 10.8% |
| Computer Specialist (70816) | 4 | 1.60 | 7 | 3.60 | 3 | 1.20 | 7 | 4.60 | 2 | 0.80 | -71.4% |
| Accounting Specialist (70847) | 6 | 2.80 | 10 | 5.20 | 5 | 2.00 | 9 | 4.00 | 5 | 3.00 | -44.4% |
| Advanced HVAC (70970) | 3 | 1.40 | 0 | 0.00 | 1 | 0.53 | 2 | 1.07 | 4 | 2.13 | 100.0% |
| Medical Record Coding (071088) | 29 | 20.87 | 24 | 14.60 | 22 | 13.80 | 24 | 14.00 | 26 | 15.80 | 8.3% |
| Automotive Technology (71158) | 32 | 20.87 | 19 | 11.67 | 22 | 10.67 | 13 | 9.40 | 16 | 9.67 | 23.1% |
| Auto Diagnostic Tech (71159) | 1 | 0.20 | 7 | 4.47 | 7 | 4.67 | 8 | 5.33 | 7 | 4.67 | -12.5% |
| Basic Mechatronic (71165) | 39 | 28.40 | 31 | 22.07 | 31 | 23.60 | 35 | 28.40 | 34 | 25.53 | -2.9% |
| Advanced Mechatronics (71166) | 1 | 0.87 | 3 | 2.00 | 0 | 0.00 | 1 | 0.60 | 0 | 0.00 | -100.0% |
| CERTIFICATES | | | | | | | | | | | |
| Massage Therapy (71181) | 22 | 18.20 | 0 | 0.00 | 17 | 11.07 | 16 | 10.07 | 15 | 10.07 | -6.3% |
| Basic Mach. & CNC Fund (71237) | 9 | 7.33 | 17 | 12.93 | 10 | 7.67 | 4 | 3.13 | 10 | 7.33 | 150.0% |
| Pharmacy Technician (71238) | 11 | 8.87 | 14 | 12.53 | 16 | 13.33 | 8 | 6.00 | 7 | 5.67 | -12.5% |
| Certified Nursing Assist (71291) | 26 | 14.87 | 1 | 0.47 | 0 | 0.00 | 0 | 0.00 | 0 | 0.00 | 0.0% |
| Phlebotomy (71292) | 13 | 6.93 | 0 | 0.00 | 0 | 0.00 | 0 | 0.00 | 0 | 0.00 | 0.0% |

| | | | | | | | | | | | |
|--|------------|---------------|------------|---------------|------------|---------------|------------|---------------|------------|---------------|-------------|
| Medical Office Admin. Assistant (71327) | 20 | 10.87 | 26 | 13.07 | 7 | 3.93 | 6 | 3.53 | 11 | 6.27 | 83.3% |
| Cybersecurity (71328) | 5 | 2.20 | 3 | 2.00 | 12 | 5.80 | 9 | 6.00 | 13 | 7.00 | 44.4% |
| Patient Care Technician (71349) | 0 | 0.00 | 0 | 0.00 | 4 | 3.20 | 0 | 0.00 | 0 | 0.00 | 0.0% |
| Entrepreneurship/Small Business Mgt (71350) | 0 | 0.00 | 0 | 0.00 | 8 | 3.80 | 16 | 9.07 | 14 | 8.67 | -12.5% |
| Supervision and Leadership Foundations (71351) | 0 | 0.00 | 0 | 0.00 | 2 | 1.00 | 3 | 1.40 | 1 | 0.27 | -66.7% |
| Web Development (71352) | 0 | 0.00 | 0 | 0.00 | 1 | 0.60 | 0 | 0.00 | 0 | 0.00 | 0.0% |
| Human Resources Specialist (71396) | 0 | 0.00 | 0 | 0.00 | 10 | 4.20 | 3 | 1.40 | 5 | 2.20 | 66.7% |
| Logistics and Supply Chain Management (71431) | 0 | 0.00 | 0 | 0.00 | 7 | 2.80 | 7 | 3.73 | 6 | 2.53 | -14.3% |
| Marketing & Sales for Small Business (71432) | 0 | 0.00 | 0 | 0.00 | 0 | 0.00 | 4 | 2.87 | 7 | 3.73 | 75.0% |
| Office Management (71433) | 0 | 0.00 | 0 | 0.00 | 1 | 0.40 | 4 | 2.67 | 0 | 0.00 | -100.0% |
| Pre-Nursing Preparatory (71452) | 0 | 0.00 | 0 | 0.00 | 0 | 0.00 | 168 | 117.27 | 183 | 315.80 | 8.9% |
| Certificate Totals | 343 | 229.88 | 284 | 188.14 | 318 | 196.27 | 429 | 291.14 | 467 | 500.21 | 8.9% |
| Career Development (06100) | 563 | 216.60 | 541 | 244.87 | 659 | 299.00 | 642 | 298.93 | 679 | 309.67 | 5.8% |
| Source: EDSS ST ENR105 | | | | | | | | | | | |

Vitality Report for Term 202120 - Spring 2022

| | Year | HeadCount | Hrs | FTE |
|--|------|-----------|------|-------|
| College : Professional Studies | | | | |
| Associate | | | | |
| Major : Accounting | | | | |
| | 01 | 27 | 247 | 16.47 |
| | 02 | 42 | 402 | 26.80 |
| AccountingTotal : | | 69 | 649 | 43.27 |
| Major : Administrative Office Tech | | | | |
| | 02 | 5 | 33 | 2.20 |
| Administrative Office TechTotal : | | 5 | 33 | 2.20 |
| Major : Computer Technology | | | | |
| | 01 | 42 | 332 | 22.13 |
| | 02 | 57 | 501 | 33.40 |
| Computer TechnologyTotal : | | 99 | 833 | 55.53 |
| Major : Criminal Justice Technology | | | | |
| | 01 | 24 | 189 | 12.60 |
| | 02 | 23 | 222 | 14.80 |
| Criminal Justice TechnologyTotal : | | 47 | 411 | 27.40 |
| Major : Human Services AAS | | | | |
| | 01 | 19 | 149 | 9.93 |
| | 02 | 46 | 382 | 25.47 |
| Human Services AASTotal : | | 65 | 531 | 35.40 |
| Major : Management | | | | |
| | 01 | 56 | 535 | 35.67 |
| | 02 | 61 | 568 | 37.87 |
| ManagementTotal : | | 117 | 1103 | 73.53 |
| Major : Paralegal | | | | |
| | 01 | 8 | 52 | 3.47 |
| | 02 | 15 | 135 | 9.00 |
| ParalegalTotal : | | 23 | 187 | 12.47 |

Vitality Report for Term 202120 - Spring 2022

| | Year | HeadCount | Hrs | FTE |
|---|------|-----------|------|--------|
| Associate | | | | |
| Major : Paralegal | | | | |
| Associate Total : | | 425 | 3747 | 249.80 |
| Certificate | | | | |
| Major : Accounting Specialist | | | | |
| | 01 | 8 | 63 | 4.20 |
| | 02 | 5 | 33 | 2.20 |
| Accounting SpecialistTotal : | | 13 | 96 | 6.40 |
| Major : Computer Specialist | | | | |
| | 01 | 4 | 36 | 2.40 |
| | 02 | 2 | 15 | 1.00 |
| Computer SpecialistTotal : | | 6 | 51 | 3.40 |
| Major : Cybersecurity Certificate | | | | |
| | 01 | 6 | 33 | 2.20 |
| | 02 | 3 | 24 | 1.60 |
| Cybersecurity CertificateTotal : | | 9 | 57 | 3.80 |
| Major : Entrepreneurship/Sm Business | | | | |
| | 01 | 18 | 132 | 8.80 |
| | 02 | 8 | 57 | 3.80 |
| Entrepreneurship/Sm BusinessTotal : | | 26 | 189 | 12.60 |
| Major : Gerontology | | | | |
| | 02 | 1 | 6 | 0.40 |
| GerontologyTotal : | | 1 | 6 | 0.40 |
| Major : Human Resource Specialist Cert | | | | |
| | 01 | 4 | 39 | 2.60 |
| | 02 | 8 | 54 | 3.60 |
| Human Resource Specialist CertTotal : | | 12 | 93 | 6.20 |
| Major : Human Services Cert | | | | |

Vitality Report for Term 202120 - Spring 2022

| | Year | HeadCount | Hrs | FTE |
|---|------|-----------|-----|------|
| Certificate | | | | |
| Major : Human Services Cert | | | | |
| | 01 | 5 | 24 | 1.60 |
| | 02 | 1 | 6 | 0.40 |
| Human Services CertTotal : | | 6 | 30 | 2.00 |
| Major : Information Processing | | | | |
| | 01 | 1 | 12 | 0.80 |
| | 02 | 3 | 18 | 1.20 |
| Information ProcessingTotal : | | 4 | 30 | 2.00 |
| Major : Logistics/Sup Chain Management | | | | |
| | 01 | 3 | 21 | 1.40 |
| | 02 | 2 | 15 | 1.00 |
| Logistics/Sup Chain ManagementTotal : | | 5 | 36 | 2.40 |
| Major : MS Office App Specialist Cert | | | | |
| | 01 | 2 | 16 | 1.07 |
| MS Office App Specialist CertTotal : | | 2 | 16 | 1.07 |
| Major : Marketing/Sales for Small Bus | | | | |
| | 01 | 4 | 36 | 2.40 |
| | 02 | 2 | 18 | 1.20 |
| Marketing/Sales for Small BusTotal : | | 6 | 54 | 3.60 |
| Major : Medical Office Admin Assistant | | | | |
| | 01 | 4 | 31 | 2.07 |
| | 02 | 3 | 31 | 2.07 |
| Medical Office Admin AssistantTotal : | | 7 | 62 | 4.13 |
| Major : Office Management | | | | |
| | 01 | 1 | 6 | 0.40 |
| | 02 | 2 | 12 | 0.80 |
| Office ManagementTotal : | | 3 | 18 | 1.20 |

Vitality Report for Term 202120 - Spring 2022

| | Year | HeadCount | Hrs | FTE |
|--|------|-----------|------|--------|
| Certificate | | | | |
| Major : Police Pre-Academy Training | | | | |
| | 01 | 1 | 12 | 0.80 |
| | 02 | 2 | 30 | 2.00 |
| Police Pre-Academy TrainingTotal : | | 3 | 42 | 2.80 |
| Major : Supervision and Leadership | | | | |
| | 02 | 4 | 22 | 1.47 |
| Supervision and LeadershipTotal : | | 4 | 22 | 1.47 |
| Certificate Total : | | 107 | 802 | 53.47 |
| Professional Studies Total : | | 532 | 4549 | 303.27 |

Vitality Report for Term 202120 - Spring 2022

| | Year | HeadCount | Hrs | FTE |
|---|------|-----------|------|--------|
| College : Industrial Engineering Tech | | | | |
| Associate | | | | |
| Major : Engineering Design Technology | | | | |
| | 01 | 17 | 184 | 12.27 |
| | 02 | 27 | 253 | 16.87 |
| Engineering Design TechnologyTotal : | | 44 | 437 | 29.13 |
| Major : Environmental Engineering Tech | | | | |
| | 01 | 11 | 93 | 6.20 |
| | 02 | 20 | 159 | 10.60 |
| Environmental Engineering TechTotal : | | 31 | 252 | 16.80 |
| Major : General Technology | | | | |
| | 01 | 8 | 100 | 6.67 |
| | 02 | 69 | 850 | 56.67 |
| General TechnologyTotal : | | 77 | 950 | 63.33 |
| Major : Natural Resources Management | | | | |
| | 01 | 10 | 93 | 6.20 |
| | 02 | 22 | 240 | 16.00 |
| Natural Resources ManagementTotal : | | 32 | 333 | 22.20 |
| Associate Total : | | 184 | 1972 | 131.47 |
| Certificate | | | | |
| Major : Advanced Air Cond/Heating | | | | |
| | 02 | 3 | 30 | 2.00 |
| Advanced Air Cond/HeatingTotal : | | 3 | 30 | 2.00 |
| Major : Advanced CNC Certificate | | | | |
| | 02 | 1 | 4 | 0.27 |
| Advanced CNC CertificateTotal : | | 1 | 4 | 0.27 |
| Major : Advanced Welding (Pipe) | | | | |
| | 02 | 12 | 133 | 8.87 |

Vitality Report for Term 202120 - Spring 2022

| | Year | HeadCount | Hrs | FTE |
|--|------|-----------|-----|-------|
| Certificate | | | | |
| Major : Advanced Welding (Pipe) | | | | |
| Advanced Welding (Pipe)Total : | | 12 | 133 | 8.87 |
| Major : Automotive Diagnostic Tech | | | | |
| | 01 | 1 | 8 | 0.53 |
| | 02 | 5 | 60 | 4.00 |
| Automotive Diagnostic TechTotal : | | 6 | 68 | 4.53 |
| Major : Automotive Technology | | | | |
| | 01 | 16 | 166 | 11.07 |
| | 02 | 3 | 28 | 1.87 |
| Automotive TechnologyTotal : | | 19 | 194 | 12.93 |
| Major : Basic AC and Heating | | | | |
| | 01 | 8 | 66 | 4.40 |
| | 02 | 4 | 44 | 2.93 |
| Basic AC and HeatingTotal : | | 12 | 110 | 7.33 |
| Major : Basic Machining and CNC | | | | |
| | 01 | 10 | 102 | 6.80 |
| | 02 | 2 | 13 | 0.87 |
| Basic Machining and CNCTotal : | | 12 | 115 | 7.67 |
| Major : Basic Mechatronics Technology | | | | |
| | 01 | 25 | 283 | 18.87 |
| | 02 | 7 | 91 | 6.07 |
| Basic Mechatronics TechnologyTotal : | | 32 | 374 | 24.93 |
| Major : Career Development | | | | |
| | 01 | 1 | 6 | 0.40 |
| Career DevelopmentTotal : | | 1 | 6 | 0.40 |
| Major : Environmental Health, Safety | | | | |
| | 01 | 2 | 12 | 0.80 |

Vitality Report for Term 202120 - Spring 2022

| | Year | HeadCount | Hrs | FTE |
|---|------|-----------|------|--------|
| Certificate | | | | |
| Major : Environmental Health, Safety | | | | |
| | 02 | 1 | 6 | 0.40 |
| Environmental Health, SafetyTotal : | | 3 | 18 | 1.20 |
| Major : Mechatronics Fund Tech Cert | | | | |
| | 01 | 1 | 6 | 0.40 |
| Mechatronics Fund Tech CertTotal : | | 1 | 6 | 0.40 |
| Major : Wastewater Operator | | | | |
| | 01 | 4 | 21 | 1.40 |
| Wastewater OperatorTotal : | | 4 | 21 | 1.40 |
| Major : Water Operator | | | | |
| | 01 | 3 | 18 | 1.20 |
| | 02 | 2 | 12 | 0.80 |
| Water OperatorTotal : | | 5 | 30 | 2.00 |
| Major : Welding | | | | |
| | 01 | 36 | 385 | 25.67 |
| | 02 | 10 | 112 | 7.47 |
| WeldingTotal : | | 46 | 497 | 33.13 |
| Certificate Total : | | 157 | 1606 | 107.07 |
| Industrial Engineering Tech Total : | | 341 | 3578 | 238.53 |

Vitality Report for Term 202120 - Spring 2022

| | Year | HeadCount | Hrs | FTE |
|---|------|-----------|------|--------|
| <u>College : Arts and Sciences</u> | | | | |
| Associate | | | | |
| Major : Associate in Arts | | | | |
| | 01 | 714 | 5123 | 341.53 |
| | 02 | 418 | 3480 | 232.00 |
| Associate in ArtsTotal : | | 1132 | 8603 | 573.53 |
| Major : Associate in Science | | | | |
| | 01 | 56 | 538 | 35.87 |
| | 02 | 78 | 778 | 51.87 |
| Associate in ScienceTotal : | | 134 | 1316 | 87.73 |
| Associate Total : | | 1266 | 9919 | 661.27 |
| Arts and Sciences Total : | | 1266 | 9919 | 661.27 |

Vitality Report for Term 202120 - Spring 2022

| | Year | HeadCount | Hrs | FTE |
|--|------|-----------|------|--------|
| College : Nursing and Health Sciences | | | | |
| Associate | | | | |
| Major : Early Care and Education | | | | |
| | 01 | 50 | 365 | 24.33 |
| | 02 | 31 | 272 | 18.13 |
| Early Care and EducationTotal : | | 81 | 637 | 42.47 |
| Major : Nursing (ADN) | | | | |
| | 01 | 2 | 24 | 1.60 |
| | 02 | 230 | 1908 | 127.20 |
| Nursing (ADN)Total : | | 232 | 1932 | 128.80 |
| Major : Surgical Technology | | | | |
| | 02 | 16 | 222 | 14.80 |
| Surgical TechnologyTotal : | | 16 | 222 | 14.80 |
| Associate Total : | | 329 | 2791 | 186.07 |
| Certificate | | | | |
| Major : Child Care Assistant Cert | | | | |
| | 01 | 6 | 36 | 2.40 |
| | 02 | 3 | 18 | 1.20 |
| Child Care Assistant CertTotal : | | 9 | 54 | 3.60 |
| Major : Early Childhood Dev-Cert | | | | |
| | 01 | 3 | 9 | 0.60 |
| | 02 | 1 | 3 | 0.20 |
| Early Childhood Dev-CertTotal : | | 4 | 12 | 0.80 |
| Major : Infant and Toddler Care | | | | |
| | 01 | 3 | 12 | 0.80 |
| Infant and Toddler CareTotal : | | 3 | 12 | 0.80 |
| Major : Inpatient Medical Coding | | | | |
| | 01 | 1 | 8 | 0.53 |
| | 02 | 4 | 31 | 2.07 |

Vitality Report for Term 202120 - Spring 2022

| | Year | HeadCount | Hrs | FTE |
|---|------|-----------|------|--------|
| Certificate | | | | |
| Major : Inpatient Medical Coding | | | | |
| Inpatient Medical CodingTotal : | | 5 | 39 | 2.60 |
| Major : Massage Therapy | | | | |
| | 01 | 2 | 20 | 1.33 |
| | 02 | 8 | 74 | 4.93 |
| Massage TherapyTotal : | | 10 | 94 | 6.27 |
| Major : Medical Record Coding | | | | |
| | 01 | 5 | 46 | 3.07 |
| | 02 | 17 | 187 | 12.47 |
| Medical Record CodingTotal : | | 22 | 233 | 15.53 |
| Major : Pharmacy Technician | | | | |
| | 01 | 3 | 33 | 2.20 |
| | 02 | 12 | 163 | 10.87 |
| Pharmacy TechnicianTotal : | | 15 | 196 | 13.07 |
| Major : Pre-Nursing Prep Certificate | | | | |
| | 01 | 166 | 1443 | 96.20 |
| | 02 | 54 | 394 | 26.27 |
| Pre-Nursing Prep CertificateTotal : | | 220 | 1837 | 122.47 |
| Certificate Total : | | 288 | 2477 | 165.13 |
| Diploma | | | | |
| Major : Medical Assisting | | | | |
| | 01 | 1 | 1 | 0.07 |
| | 02 | 14 | 174 | 11.60 |
| Medical AssistingTotal : | | 15 | 175 | 11.67 |
| Diploma Total : | | 15 | 175 | 11.67 |
| Nursing and Health Sciences Total : | | 632 | 5443 | 362.87 |

Vitality Report for Term 202120 - Spring 2022

| | Year | HeadCount | Hrs | FTE |
|---|------|-----------|-------|---------|
| College : Career Development | | | | |
| Major : Career Development | | | | |
| | 01 | 13 | 45 | 3.00 |
| | 02 | 7 | 24 | 1.60 |
| Career DevelopmentTotal : | | 20 | 69 | 4.60 |
| Major : Career Development/CCAF | | | | |
| | 01 | 4 | 21 | 1.40 |
| | 02 | 1 | 3 | 0.20 |
| Career Development/CCAFTotal : | | 5 | 24 | 1.60 |
| Major : Career Development/Fac-Staff | | | | |
| | 01 | 3 | 9 | 0.60 |
| | 02 | 8 | 29 | 1.93 |
| Career Development/Fac-StaffTotal : | | 11 | 38 | 2.53 |
| Major : Career Development/Senior Citi | | | | |
| | 01 | 1 | 3 | 0.20 |
| Career Development/Senior CitiTotal : | | 1 | 3 | 0.20 |
| Major : Career Development/Transient | | | | |
| | 01 | 1 | 4 | 0.27 |
| Career Development/TransientTotal : | | 1 | 4 | 0.27 |
| Total : | | 38 | 138 | 9.20 |
| Career Development Total : | | 38 | 138 | 9.20 |
| Institute Total : | | 2809 | 23627 | 1575.13 |

Vitality Report for Term 202110 - Fall 2021

| | Year | HeadCount | Hrs | FTE |
|--|------|-----------|------|-------|
| College : Professional Studies | | | | |
| Associate | | | | |
| Major : Accounting | | | | |
| | 01 | 25 | 261 | 17.40 |
| | 02 | 35 | 309 | 20.60 |
| AccountingTotal : | | 60 | 570 | 38.00 |
| Major : Administrative Office Tech | | | | |
| | 02 | 8 | 63 | 4.20 |
| Administrative Office TechTotal : | | 8 | 63 | 4.20 |
| Major : Computer Technology | | | | |
| | 01 | 41 | 394 | 26.27 |
| | 02 | 62 | 549 | 36.60 |
| Computer TechnologyTotal : | | 103 | 943 | 62.87 |
| Major : Criminal Justice Technology | | | | |
| | 01 | 25 | 221 | 14.73 |
| | 02 | 21 | 190 | 12.67 |
| Criminal Justice TechnologyTotal : | | 46 | 411 | 27.40 |
| Major : Human Services AAS | | | | |
| | 01 | 24 | 205 | 13.67 |
| | 02 | 48 | 393 | 26.20 |
| Human Services AASTotal : | | 72 | 598 | 39.87 |
| Major : Management | | | | |
| | 01 | 54 | 485 | 32.33 |
| | 02 | 60 | 538 | 35.87 |
| ManagementTotal : | | 114 | 1023 | 68.20 |
| Major : Paralegal | | | | |
| | 01 | 8 | 68 | 4.53 |
| | 02 | 19 | 178 | 11.87 |
| ParalegalTotal : | | 27 | 246 | 16.40 |

Vitality Report for Term 202110 - Fall 2021

| | Year | HeadCount | Hrs | FTE |
|---|------|-----------|------|--------|
| Associate | | | | |
| Major : Paralegal | | | | |
| Associate Total : | | 430 | 3854 | 256.93 |
| Certificate | | | | |
| Major : Accounting Specialist | | | | |
| | 01 | 4 | 28 | 1.87 |
| | 02 | 2 | 18 | 1.20 |
| Accounting SpecialistTotal : | | 6 | 46 | 3.07 |
| Major : Computer Specialist | | | | |
| | 02 | 2 | 12 | 0.80 |
| Computer SpecialistTotal : | | 2 | 12 | 0.80 |
| Major : Cybersecurity Certificate | | | | |
| | 01 | 11 | 84 | 5.60 |
| | 02 | 2 | 12 | 0.80 |
| Cybersecurity CertificateTotal : | | 13 | 96 | 6.40 |
| Major : Entrepreneurship/Sm Business | | | | |
| | 01 | 10 | 76 | 5.07 |
| | 02 | 5 | 48 | 3.20 |
| Entrepreneurship/Sm BusinessTotal : | | 15 | 124 | 8.27 |
| Major : Gerontology | | | | |
| | 01 | 1 | 9 | 0.60 |
| | 02 | 3 | 18 | 1.20 |
| GerontologyTotal : | | 4 | 27 | 1.80 |
| Major : Human Resource Specialist Cert | | | | |
| | 01 | 1 | 6 | 0.40 |
| | 02 | 4 | 27 | 1.80 |
| Human Resource Specialist CertTotal : | | 5 | 33 | 2.20 |
| Major : Human Services Cert | | | | |

Vitality Report for Term 202110 - Fall 2021

| | Year | HeadCount | Hrs | FTE |
|---|------|-----------|------|--------|
| Certificate | | | | |
| Major : Human Services Cert | | | | |
| | 01 | 6 | 38 | 2.53 |
| Human Services CertTotal : | | 6 | 38 | 2.53 |
| Major : Information Processing | | | | |
| | 01 | 1 | 13 | 0.87 |
| | 02 | 1 | 6 | 0.40 |
| Information ProcessingTotal : | | 2 | 19 | 1.27 |
| Major : Logistics/Sup Chain Management | | | | |
| | 01 | 3 | 27 | 1.80 |
| | 02 | 2 | 8 | 0.53 |
| Logistics/Sup Chain ManagementTotal : | | 5 | 35 | 2.33 |
| Major : MS Office App Specialist Cert | | | | |
| | 01 | 1 | 6 | 0.40 |
| MS Office App Specialist CertTotal : | | 1 | 6 | 0.40 |
| Major : Marketing/Sales for Small Bus | | | | |
| | 01 | 4 | 35 | 2.33 |
| | 02 | 2 | 12 | 0.80 |
| Marketing/Sales for Small BusTotal : | | 6 | 47 | 3.13 |
| Major : Medical Office Admin Assistant | | | | |
| | 01 | 7 | 64 | 4.27 |
| | 02 | 3 | 21 | 1.40 |
| Medical Office Admin AssistantTotal : | | 10 | 85 | 5.67 |
| Major : Supervision and Leadership | | | | |
| | 01 | 1 | 4 | 0.27 |
| Supervision and LeadershipTotal : | | 1 | 4 | 0.27 |
| Certificate Total : | | 76 | 572 | 38.13 |
| Professional Studies Total : | | 506 | 4426 | 295.07 |

Vitality Report for Term 202110 - Fall 2021

| | Year | HeadCount | Hrs | FTE |
|---|------|-----------|------|--------|
| College : Industrial Engineering Tech | | | | |
| Associate | | | | |
| Major : Engineering Design Technology | | | | |
| | 01 | 15 | 172 | 11.47 |
| | 02 | 24 | 237 | 15.80 |
| Engineering Design TechnologyTotal : | | 39 | 409 | 27.27 |
| Major : Environmental Engineering Tech | | | | |
| | 01 | 10 | 93 | 6.20 |
| | 02 | 12 | 108 | 7.20 |
| Environmental Engineering TechTotal : | | 22 | 201 | 13.40 |
| Major : General Technology | | | | |
| | 01 | 14 | 186 | 12.40 |
| | 02 | 69 | 808 | 53.87 |
| General TechnologyTotal : | | 83 | 994 | 66.27 |
| Major : Natural Resources Management | | | | |
| | 01 | 12 | 142 | 9.47 |
| | 02 | 18 | 201 | 13.40 |
| Natural Resources ManagementTotal : | | 30 | 343 | 22.87 |
| Associate Total : | | 174 | 1947 | 129.80 |
| Certificate | | | | |
| Major : Advanced Air Cond/Heating | | | | |
| | 02 | 4 | 32 | 2.13 |
| Advanced Air Cond/HeatingTotal : | | 4 | 32 | 2.13 |
| Major : Advanced Mechatronics Tech | | | | |
| | 01 | 2 | 12 | 0.80 |
| Advanced Mechatronics TechTotal : | | 2 | 12 | 0.80 |
| Major : Advanced Welding (Pipe) | | | | |
| | 02 | 12 | 144 | 9.60 |

Vitality Report for Term 202110 - Fall 2021

| | Year | HeadCount | Hrs | FTE |
|--|------|-----------|-----|-------|
| Certificate | | | | |
| Major : Advanced Welding (Pipe) | | | | |
| Advanced Welding (Pipe)Total : | | 12 | 144 | 9.60 |
| Major : Automotive Diagnostic Tech | | | | |
| | 01 | 3 | 26 | 1.73 |
| | 02 | 3 | 30 | 2.00 |
| Automotive Diagnostic TechTotal : | | 6 | 56 | 3.73 |
| Major : Automotive Technology | | | | |
| | 01 | 15 | 136 | 9.07 |
| | 02 | 2 | 18 | 1.20 |
| Automotive TechnologyTotal : | | 17 | 154 | 10.27 |
| Major : Basic AC and Heating | | | | |
| | 01 | 8 | 111 | 7.40 |
| | 02 | 3 | 32 | 2.13 |
| Basic AC and HeatingTotal : | | 11 | 143 | 9.53 |
| Major : Basic Machining and CNC | | | | |
| | 01 | 10 | 102 | 6.80 |
| Basic Machining and CNCTotal : | | 10 | 102 | 6.80 |
| Major : Basic Mechatronics Technology | | | | |
| | 01 | 30 | 342 | 22.80 |
| | 02 | 6 | 63 | 4.20 |
| Basic Mechatronics TechnologyTotal : | | 36 | 405 | 27.00 |
| Major : Career Development | | | | |
| | 01 | 1 | 6 | 0.40 |
| Career DevelopmentTotal : | | 1 | 6 | 0.40 |
| Major : Environmental Health, Safety | | | | |
| | 01 | 1 | 6 | 0.40 |
| Environmental Health, SafetyTotal : | | 1 | 6 | 0.40 |

Vitality Report for Term 202110 - Fall 2021

| | Year | HeadCount | Hrs | FTE |
|--|------|-----------|------|--------|
| Certificate | | | | |
| Major : Wastewater Operator | | | | |
| | 01 | 4 | 24 | 1.60 |
| Wastewater OperatorTotal : | | 4 | 24 | 1.60 |
| Major : Water Operator | | | | |
| | 01 | 3 | 18 | 1.20 |
| | 02 | 2 | 12 | 0.80 |
| Water OperatorTotal : | | 5 | 30 | 2.00 |
| Major : Welding | | | | |
| | 01 | 45 | 533 | 35.53 |
| | 02 | 2 | 25 | 1.67 |
| WeldingTotal : | | 47 | 558 | 37.20 |
| Certificate Total : | | 156 | 1672 | 111.47 |
| Industrial Engineering Tech Total : | | 330 | 3619 | 241.27 |

Vitality Report for Term 202110 - Fall 2021

| | Year | HeadCount | Hrs | FTE |
|---|------|-----------|------|--------|
| <u>College : Arts and Sciences</u> | | | | |
| Associate | | | | |
| Major : Associate in Arts | | | | |
| | 01 | 705 | 5370 | 358.00 |
| | 02 | 377 | 3316 | 221.07 |
| Associate in ArtsTotal : | | 1082 | 8686 | 579.07 |
| Major : Associate in Science | | | | |
| | 01 | 66 | 672 | 44.80 |
| | 02 | 59 | 592 | 39.47 |
| Associate in ScienceTotal : | | 125 | 1264 | 84.27 |
| Associate Total : | | 1207 | 9950 | 663.33 |
| Arts and Sciences Total : | | 1207 | 9950 | 663.33 |

Vitality Report for Term 202110 - Fall 2021

| | Year | HeadCount | Hrs | FTE |
|--|------|-----------|------|--------|
| College : Nursing and Health Sciences | | | | |
| Associate | | | | |
| Major : Early Care and Education | | | | |
| | 01 | 46 | 370 | 24.67 |
| | 02 | 32 | 244 | 16.27 |
| Early Care and EducationTotal : | | 78 | 614 | 40.93 |
| Major : Nursing (ADN) | | | | |
| | 01 | 1 | 13 | 0.87 |
| | 02 | 185 | 1520 | 101.33 |
| Nursing (ADN)Total : | | 186 | 1533 | 102.20 |
| Major : Surgical Technology | | | | |
| | 02 | 19 | 205 | 13.67 |
| Surgical TechnologyTotal : | | 19 | 205 | 13.67 |
| Associate Total : | | 283 | 2352 | 156.80 |
| Certificate | | | | |
| Major : Child Care Assistant Cert | | | | |
| | 01 | 1 | 7 | 0.47 |
| Child Care Assistant CertTotal : | | 1 | 7 | 0.47 |
| Major : Early Childhood Dev-Cert | | | | |
| | 01 | 3 | 22 | 1.47 |
| | 02 | 1 | 3 | 0.20 |
| Early Childhood Dev-CertTotal : | | 4 | 25 | 1.67 |
| Major : Infant and Toddler Care | | | | |
| | 01 | 2 | 16 | 1.07 |
| | 02 | 2 | 13 | 0.87 |
| Infant and Toddler CareTotal : | | 4 | 29 | 1.93 |
| Major : Inpatient Medical Coding | | | | |
| | 01 | 2 | 15 | 1.00 |
| | 02 | 16 | 111 | 7.40 |

Vitality Report for Term 202110 - Fall 2021

| | Year | HeadCount | Hrs | FTE |
|---|------|------------|-------------|---------------|
| Certificate | | | | |
| Major : Inpatient Medical Coding | | | | |
| Inpatient Medical CodingTotal : | | 18 | 126 | 8.40 |
| Major : Massage Therapy | | | | |
| | 01 | 10 | 101 | 6.73 |
| | 02 | 5 | 50 | 3.33 |
| Massage TherapyTotal : | | 15 | 151 | 10.07 |
| Major : Medical Record Coding | | | | |
| | 01 | 6 | 60 | 4.00 |
| | 02 | 20 | 177 | 11.80 |
| Medical Record CodingTotal : | | 26 | 237 | 15.80 |
| Major : Pharmacy Technician | | | | |
| | 01 | 3 | 36 | 2.40 |
| | 02 | 4 | 49 | 3.27 |
| Pharmacy TechnicianTotal : | | 7 | 85 | 5.67 |
| Major : Pre-Nursing Prep Certificate | | | | |
| | 01 | 150 | 1453 | 96.87 |
| | 02 | 48 | 399 | 26.60 |
| Pre-Nursing Prep CertificateTotal : | | 198 | 1852 | 123.47 |
| Certificate Total : | | 273 | 2512 | 167.47 |
| Diploma | | | | |
| Major : Medical Assisting | | | | |
| | 02 | 13 | 161 | 10.73 |
| Medical AssistingTotal : | | 13 | 161 | 10.73 |
| Diploma Total : | | 13 | 161 | 10.73 |
| Nursing and Health Sciences Total : | | 569 | 5025 | 335.00 |

Vitality Report for Term 202110 - Fall 2021

| | Year | HeadCount | Hrs | FTE |
|---|------|-----------|-------|---------|
| College : Career Development | | | | |
| Major : Career Development | | | | |
| | 01 | 8 | 28 | 1.87 |
| | 02 | 2 | 6 | 0.40 |
| Career DevelopmentTotal : | | 10 | 34 | 2.27 |
| Major : Career Development/CCAF | | | | |
| | 01 | 3 | 15 | 1.00 |
| Career Development/CCAFTotal : | | 3 | 15 | 1.00 |
| Major : Career Development/Fac-Staff | | | | |
| | 01 | 1 | 3 | 0.20 |
| | 02 | 3 | 9 | 0.60 |
| Career Development/Fac-StaffTotal : | | 4 | 12 | 0.80 |
| Major : Career Development/Senior Citi | | | | |
| | 01 | 3 | 9 | 0.60 |
| | 02 | 1 | 3 | 0.20 |
| Career Development/Senior CitiTotal : | | 4 | 12 | 0.80 |
| Major : Career Development/Transient | | | | |
| | 01 | 3 | 11 | 0.73 |
| | 02 | 2 | 8 | 0.53 |
| Career Development/TransientTotal : | | 5 | 19 | 1.27 |
| Total : | | 26 | 92 | 6.13 |
| Career Development Total : | | 26 | 92 | 6.13 |
| Institute Total : | | 2638 | 23112 | 1540.80 |

Vitality Report for Term 2020 - Spring 2021

| | Year | HeadCount | Hrs | FTE |
|--|------|-----------|------|-------|
| College : Professional Studies | | | | |
| Associate | | | | |
| Major : Accounting | | | | |
| | 01 | 14 | 144 | 9.60 |
| | 02 | 38 | 339 | 22.60 |
| AccountingTotal : | | 52 | 483 | 32.20 |
| Major : Administrative Office Tech | | | | |
| | 01 | 5 | 39 | 2.60 |
| | 02 | 16 | 125 | 8.33 |
| Administrative Office TechTotal : | | 21 | 164 | 10.93 |
| Major : Computer Technology | | | | |
| | 01 | 43 | 417 | 27.80 |
| | 02 | 52 | 524 | 34.93 |
| Computer TechnologyTotal : | | 95 | 941 | 62.73 |
| Major : Criminal Justice Technology | | | | |
| | 01 | 24 | 219 | 14.60 |
| | 02 | 19 | 193 | 12.87 |
| Criminal Justice TechnologyTotal : | | 43 | 412 | 27.47 |
| Major : Human Services AAS | | | | |
| | 01 | 26 | 226 | 15.07 |
| | 02 | 51 | 443 | 29.53 |
| Human Services AASTotal : | | 77 | 669 | 44.60 |
| Major : Management | | | | |
| | 01 | 43 | 404 | 26.93 |
| | 02 | 70 | 642 | 42.80 |
| ManagementTotal : | | 113 | 1046 | 69.73 |
| Major : Paralegal | | | | |
| | 01 | 5 | 66 | 4.40 |
| | 02 | 20 | 222 | 14.80 |

Vitality Report for Term 2020 - Spring 2021

| | Year | HeadCount | Hrs | FTE |
|---|------|-----------|------|--------|
| Associate | | | | |
| Major : Paralegal | | | | |
| ParalegalTotal : | | 25 | 288 | 19.20 |
| Associate Total : | | 426 | 4003 | 266.87 |
| Certificate | | | | |
| Major : Accounting Specialist | | | | |
| | 01 | 1 | 6 | 0.40 |
| | 02 | 6 | 39 | 2.60 |
| Accounting SpecialistTotal : | | 7 | 45 | 3.00 |
| Major : Computer Specialist | | | | |
| | 01 | 3 | 32 | 2.13 |
| | 02 | 3 | 19 | 1.27 |
| Computer SpecialistTotal : | | 6 | 51 | 3.40 |
| Major : Cybersecurity Certificate | | | | |
| | 01 | 5 | 25 | 1.67 |
| | 02 | 3 | 39 | 2.60 |
| Cybersecurity CertificateTotal : | | 8 | 64 | 4.27 |
| Major : Entrepreneurship/Sm Business | | | | |
| | 01 | 5 | 43 | 2.87 |
| | 02 | 9 | 75 | 5.00 |
| Entrepreneurship/Sm BusinessTotal : | | 14 | 118 | 7.87 |
| Major : Gerontology | | | | |
| | 01 | 3 | 27 | 1.80 |
| | 02 | 1 | 3 | 0.20 |
| GerontologyTotal : | | 4 | 30 | 2.00 |
| Major : Human Resource Specialist Cert | | | | |
| | 01 | 3 | 18 | 1.20 |
| | 02 | 2 | 9 | 0.60 |
| Human Resource Specialist CertTotal : | | 5 | 27 | 1.80 |

Vitality Report for Term 2020 - Spring 2021

| | Year | HeadCount | Hrs | FTE |
|---|------|-----------|-----|------|
| Certificate | | | | |
| Major : Human Resource Specialist Cert | | | | |
| Major : Human Services Cert | | | | |
| | 01 | 4 | 22 | 1.47 |
| Human Services CertTotal : | | 4 | 22 | 1.47 |
| Major : Information Processing | | | | |
| | 02 | 2 | 9 | 0.60 |
| Information ProcessingTotal : | | 2 | 9 | 0.60 |
| Major : Logistics/Sup Chain Management | | | | |
| | 01 | 1 | 6 | 0.40 |
| | 02 | 2 | 9 | 0.60 |
| Logistics/Sup Chain ManagementTotal : | | 3 | 15 | 1.00 |
| Major : MS Office App Specialist Cert | | | | |
| | 01 | 1 | 6 | 0.40 |
| | 02 | 2 | 12 | 0.80 |
| MS Office App Specialist CertTotal : | | 3 | 18 | 1.20 |
| Major : Marketing/Sales for Small Bus | | | | |
| | 01 | 2 | 4 | 0.27 |
| | 02 | 1 | 9 | 0.60 |
| Marketing/Sales for Small BusTotal : | | 3 | 13 | 0.87 |
| Major : Medical Office Admin Assistant | | | | |
| | 01 | 6 | 55 | 3.67 |
| | 02 | 3 | 26 | 1.73 |
| Medical Office Admin AssistantTotal : | | 9 | 81 | 5.40 |
| Major : Office Management | | | | |
| | 01 | 3 | 27 | 1.80 |
| Office ManagementTotal : | | 3 | 27 | 1.80 |
| Major : Supervision and Leadership | | | | |

Vitality Report for Term 202020 - Spring 2021

| | Year | HeadCount | Hrs | FTE |
|---|------|-----------|------|--------|
| Certificate | | | | |
| Major : Supervision and Leadership | | | | |
| | 01 | 2 | 15 | 1.00 |
| | 02 | 1 | 12 | 0.80 |
| Supervision and LeadershipTotal : | | 3 | 27 | 1.80 |
| Certificate Total : | | 74 | 547 | 36.47 |
| Professional Studies Total : | | 500 | 4550 | 303.33 |

Vitality Report for Term 2020 - Spring 2021

| | Year | HeadCount | Hrs | FTE |
|---|------|-----------|------|--------|
| College : Industrial Engineering Tech | | | | |
| Associate | | | | |
| Major : Engineering Design Technology | | | | |
| | 01 | 17 | 172 | 11.47 |
| | 02 | 40 | 411 | 27.40 |
| Engineering Design TechnologyTotal : | | 57 | 583 | 38.87 |
| Major : Engineering Graphics Tech | | | | |
| | 02 | 1 | 4 | 0.27 |
| Engineering Graphics TechTotal : | | 1 | 4 | 0.27 |
| Major : Environmental Engineering Tech | | | | |
| | 01 | 9 | 84 | 5.60 |
| | 02 | 17 | 123 | 8.20 |
| Environmental Engineering TechTotal : | | 26 | 207 | 13.80 |
| Major : General Technology | | | | |
| | 01 | 28 | 336 | 22.40 |
| | 02 | 73 | 860 | 57.33 |
| General TechnologyTotal : | | 101 | 1196 | 79.73 |
| Major : Natural Resources Management | | | | |
| | 01 | 9 | 112 | 7.47 |
| | 02 | 20 | 207 | 13.80 |
| Natural Resources ManagementTotal : | | 29 | 319 | 21.27 |
| Associate Total : | | 214 | 2309 | 153.93 |
| Certificate | | | | |
| Major : Advanced Air Cond/Heating | | | | |
| | 02 | 2 | 14 | 0.93 |
| Advanced Air Cond/HeatingTotal : | | 2 | 14 | 0.93 |
| Major : Advanced CNC Certificate | | | | |
| | 02 | 3 | 30 | 2.00 |

Vitality Report for Term 2020 - Spring 2021

| | Year | HeadCount | Hrs | FTE |
|--|------|-----------|-----|-------|
| Certificate | | | | |
| Major : Advanced CNC Certificate | | | | |
| Advanced CNC CertificateTotal : | | 3 | 30 | 2.00 |
| Major : Advanced Mechatronics Tech | | | | |
| | 02 | 1 | 11 | 0.73 |
| Advanced Mechatronics TechTotal : | | 1 | 11 | 0.73 |
| Major : Advanced Welding (Pipe) | | | | |
| | 02 | 13 | 156 | 10.40 |
| Advanced Welding (Pipe)Total : | | 13 | 156 | 10.40 |
| Major : Automotive Diagnostic Tech | | | | |
| | 02 | 7 | 76 | 5.07 |
| Automotive Diagnostic TechTotal : | | 7 | 76 | 5.07 |
| Major : Automotive Technology | | | | |
| | 01 | 10 | 112 | 7.47 |
| | 02 | 1 | 7 | 0.47 |
| Automotive TechnologyTotal : | | 11 | 119 | 7.93 |
| Major : Basic AC and Heating | | | | |
| | 01 | 6 | 70 | 4.67 |
| | 02 | 4 | 47 | 3.13 |
| Basic AC and HeatingTotal : | | 10 | 117 | 7.80 |
| Major : Basic Machining and CNC | | | | |
| | 01 | 3 | 36 | 2.40 |
| | 02 | 1 | 12 | 0.80 |
| Basic Machining and CNCTotal : | | 4 | 48 | 3.20 |
| Major : Basic Mechatronics Technology | | | | |
| | 01 | 4 | 16 | 1.07 |
| Basic Mechatronics TechnologyTotal : | | 4 | 16 | 1.07 |
| Major : Environmental Health, Safety | | | | |

Vitality Report for Term 202020 - Spring 2021

| | Year | HeadCount | Hrs | FTE |
|---|------|-----------|------|--------|
| Certificate | | | | |
| Major : Environmental Health, Safety | | | | |
| | 01 | 1 | 6 | 0.40 |
| Environmental Health, SafetyTotal : | | 1 | 6 | 0.40 |
| Major : Wastewater Operator | | | | |
| | 01 | 4 | 24 | 1.60 |
| | 02 | 1 | 3 | 0.20 |
| Wastewater OperatorTotal : | | 5 | 27 | 1.80 |
| Major : Water Operator | | | | |
| | 01 | 1 | 6 | 0.40 |
| | 02 | 1 | 6 | 0.40 |
| Water OperatorTotal : | | 2 | 12 | 0.80 |
| Major : Welding | | | | |
| | 01 | 31 | 308 | 20.53 |
| | 02 | 5 | 55 | 3.67 |
| WeldingTotal : | | 36 | 363 | 24.20 |
| Certificate Total : | | 99 | 995 | 66.33 |
| Industrial Engineering Tech Total : | | 313 | 3304 | 220.27 |

Vitality Report for Term 202020 - Spring 2021

| | Year | HeadCount | Hrs | FTE |
|---|------|-----------|-------|--------|
| <u>College : Arts and Sciences</u> | | | | |
| Associate | | | | |
| Major : Associate in Arts | | | | |
| | 01 | 804 | 5850 | 390.00 |
| | 02 | 426 | 3766 | 251.07 |
| Associate in ArtsTotal : | | 1230 | 9616 | 641.07 |
| Major : Associate in Science | | | | |
| | 01 | 58 | 550 | 36.67 |
| | 02 | 83 | 829 | 55.27 |
| Associate in ScienceTotal : | | 141 | 1379 | 91.93 |
| Associate Total : | | 1371 | 10995 | 733.00 |
| Arts and Sciences Total : | | 1371 | 10995 | 733.00 |

Vitality Report for Term 202020 - Spring 2021

| | Year | HeadCount | Hrs | FTE |
|--|------|-----------|------|--------|
| College : Nursing and Health Sciences | | | | |
| Associate | | | | |
| Major : Early Care and Education | | | | |
| | 01 | 30 | 212 | 14.13 |
| | 02 | 26 | 230 | 15.33 |
| Early Care and EducationTotal : | | 56 | 442 | 29.47 |
| Major : Nursing (ADN) | | | | |
| | 01 | 1 | 13 | 0.87 |
| | 02 | 208 | 1720 | 114.67 |
| Nursing (ADN)Total : | | 209 | 1733 | 115.53 |
| Associate Total : | | 265 | 2175 | 145.00 |
| Certificate | | | | |
| Major : Child Care Assistant Cert | | | | |
| | 01 | 1 | 8 | 0.53 |
| | 02 | 1 | 7 | 0.47 |
| Child Care Assistant CertTotal : | | 2 | 15 | 1.00 |
| Major : Early Childhood Dev-Cert | | | | |
| | 01 | 1 | 4 | 0.27 |
| | 02 | 1 | 7 | 0.47 |
| Early Childhood Dev-CertTotal : | | 2 | 11 | 0.73 |
| Major : Inpatient Medical Coding | | | | |
| | 01 | 2 | 14 | 0.93 |
| | 02 | 11 | 75 | 5.00 |
| Inpatient Medical CodingTotal : | | 13 | 89 | 5.93 |
| Major : Massage Therapy | | | | |
| | 01 | 3 | 31 | 2.07 |
| | 02 | 6 | 60 | 4.00 |
| Massage TherapyTotal : | | 9 | 91 | 6.07 |
| Major : Medical Record Coding | | | | |

Vitality Report for Term 202020 - Spring 2021

| | Year | HeadCount | Hrs | FTE |
|---|------|-----------|------|--------|
| Certificate | | | | |
| Major : Medical Record Coding | | | | |
| | 01 | 3 | 32 | 2.13 |
| | 02 | 17 | 185 | 12.33 |
| Medical Record CodingTotal : | | 20 | 217 | 14.47 |
| Major : Pharmacy Technician | | | | |
| | 01 | 4 | 45 | 3.00 |
| | 02 | 14 | 157 | 10.47 |
| Pharmacy TechnicianTotal : | | 18 | 202 | 13.47 |
| Major : Pre-Nursing Prep Certificate | | | | |
| | 01 | 113 | 1099 | 73.27 |
| | 02 | 29 | 218 | 14.53 |
| Pre-Nursing Prep CertificateTotal : | | 142 | 1317 | 87.80 |
| Certificate Total : | | 206 | 1942 | 129.47 |
| Diploma | | | | |
| Major : Medical Assisting | | | | |
| | 01 | 2 | 6 | 0.40 |
| | 02 | 17 | 222 | 14.80 |
| Medical AssistingTotal : | | 19 | 228 | 15.20 |
| Major : Surgical Technology | | | | |
| | 02 | 11 | 100 | 6.67 |
| Surgical TechnologyTotal : | | 11 | 100 | 6.67 |
| Diploma Total : | | 30 | 328 | 21.87 |
| Nursing and Health Sciences Total : | | 501 | 4445 | 296.33 |

Vitality Report for Term 2020 - Spring 2021

| | Year | HeadCount | Hrs | FTE |
|---|------|-----------|-------|---------|
| College : Career Development | | | | |
| Major : Career Development | | | | |
| | 01 | 7 | 26 | 1.73 |
| | 02 | 3 | 16 | 1.07 |
| Career DevelopmentTotal : | | 10 | 42 | 2.80 |
| Major : Career Development/CCAF | | | | |
| | 01 | 5 | 24 | 1.60 |
| Career Development/CCAFTotal : | | 5 | 24 | 1.60 |
| Major : Career Development/Fac-Staff | | | | |
| | 01 | 1 | 4 | 0.27 |
| | 02 | 1 | 3 | 0.20 |
| Career Development/Fac-StaffTotal : | | 2 | 7 | 0.47 |
| Major : Career Development/Senior Citi | | | | |
| | 01 | 5 | 18 | 1.20 |
| | 02 | 3 | 9 | 0.60 |
| Career Development/Senior CitiTotal : | | 8 | 27 | 1.80 |
| Major : Career Development/Transient | | | | |
| | 01 | 3 | 11 | 0.73 |
| | 02 | 4 | 13 | 0.87 |
| Career Development/TransientTotal : | | 7 | 24 | 1.60 |
| Major : Undeclared | | | | |
| | 01 | 1 | 3 | 0.20 |
| UndeclaredTotal : | | 1 | 3 | 0.20 |
| Total : | | 33 | 127 | 8.47 |
| Career Development Total : | | 33 | 127 | 8.47 |
| Institute Total : | | 2718 | 23421 | 1561.40 |

Vitality Report for Term 202010 - Fall 2020

| | Year | HeadCount | Hrs | FTE |
|--|------|-----------|------|-------|
| College : Professional Studies | | | | |
| Associate | | | | |
| Major : Accounting | | | | |
| | 01 | 22 | 226 | 15.07 |
| | 02 | 29 | 249 | 16.60 |
| AccountingTotal : | | 51 | 475 | 31.67 |
| Major : Administrative Office Tech | | | | |
| | 01 | 3 | 27 | 1.80 |
| | 02 | 15 | 108 | 7.20 |
| Administrative Office TechTotal : | | 18 | 135 | 9.00 |
| Major : Computer Technology | | | | |
| | 01 | 46 | 485 | 32.33 |
| | 02 | 60 | 573 | 38.20 |
| Computer TechnologyTotal : | | 106 | 1058 | 70.53 |
| Major : Criminal Justice Technology | | | | |
| | 01 | 35 | 308 | 20.53 |
| | 02 | 14 | 115 | 7.67 |
| Criminal Justice TechnologyTotal : | | 49 | 423 | 28.20 |
| Major : Human Services AAS | | | | |
| | 01 | 34 | 304 | 20.27 |
| | 02 | 40 | 327 | 21.80 |
| Human Services AASTotal : | | 74 | 631 | 42.07 |
| Major : Management | | | | |
| | 01 | 66 | 603 | 40.20 |
| | 02 | 61 | 540 | 36.00 |
| ManagementTotal : | | 127 | 1143 | 76.20 |
| Major : Paralegal | | | | |
| | 01 | 5 | 54 | 3.60 |
| | 02 | 20 | 210 | 14.00 |

Vitality Report for Term 202010 - Fall 2020

| | Year | HeadCount | Hrs | FTE |
|---|------|-----------|------|--------|
| Associate | | | | |
| Major : Paralegal | | | | |
| ParalegalTotal : | | 25 | 264 | 17.60 |
| Associate Total : | | 450 | 4129 | 275.27 |
| Certificate | | | | |
| Major : Accounting Specialist | | | | |
| | 01 | 3 | 27 | 1.80 |
| | 02 | 6 | 30 | 2.00 |
| Accounting SpecialistTotal : | | 9 | 57 | 3.80 |
| Major : Computer Specialist | | | | |
| | 01 | 5 | 45 | 3.00 |
| | 02 | 2 | 21 | 1.40 |
| Computer SpecialistTotal : | | 7 | 66 | 4.40 |
| Major : Cybersecurity Certificate | | | | |
| | 01 | 6 | 63 | 4.20 |
| | 02 | 1 | 6 | 0.40 |
| Cybersecurity CertificateTotal : | | 7 | 69 | 4.60 |
| Major : Entrepreneurship/Sm Business | | | | |
| | 01 | 12 | 97 | 6.47 |
| | 02 | 3 | 30 | 2.00 |
| Entrepreneurship/Sm BusinessTotal : | | 15 | 127 | 8.47 |
| Major : Gerontology | | | | |
| | 01 | 3 | 21 | 1.40 |
| | 02 | 2 | 15 | 1.00 |
| GerontologyTotal : | | 5 | 36 | 2.40 |
| Major : Human Resource Specialist Cert | | | | |
| | 01 | 2 | 12 | 0.80 |
| | 02 | 2 | 12 | 0.80 |
| Human Resource Specialist CertTotal : | | 4 | 24 | 1.60 |

Vitality Report for Term 202010 - Fall 2020

| | Year | HeadCount | Hrs | FTE |
|---|------|-----------|-----|------|
| Certificate | | | | |
| Major : Human Resource Specialist Cert | | | | |
| Major : Human Services Cert | | | | |
| | 01 | 2 | 12 | 0.80 |
| | 02 | 1 | 6 | 0.40 |
| Human Services CertTotal : | | 3 | 18 | 1.20 |
| Major : Logistics/Sup Chain Management | | | | |
| | 01 | 2 | 15 | 1.00 |
| | 02 | 5 | 38 | 2.53 |
| Logistics/Sup Chain ManagementTotal : | | 7 | 53 | 3.53 |
| Major : MS Office App Specialist Cert | | | | |
| | 01 | 2 | 9 | 0.60 |
| | 02 | 1 | 3 | 0.20 |
| MS Office App Specialist CertTotal : | | 3 | 12 | 0.80 |
| Major : Marketing/Sales for Small Bus | | | | |
| | 01 | 4 | 40 | 2.67 |
| Marketing/Sales for Small BusTotal : | | 4 | 40 | 2.67 |
| Major : Medical Office Admin Assistant | | | | |
| | 01 | 5 | 50 | 3.33 |
| | 02 | 1 | 3 | 0.20 |
| Medical Office Admin AssistantTotal : | | 6 | 53 | 3.53 |
| Major : Office Management | | | | |
| | 01 | 3 | 31 | 2.07 |
| | 02 | 1 | 9 | 0.60 |
| Office ManagementTotal : | | 4 | 40 | 2.67 |
| Major : Supervision and Leadership | | | | |
| | 01 | 1 | 6 | 0.40 |
| | 02 | 2 | 15 | 1.00 |

Vitality Report for Term 202010 - Fall 2020

| | Year | HeadCount | Hrs | FTE |
|---|------|-----------|------|--------|
| Certificate | | | | |
| Major : Supervision and Leadership | | | | |
| Supervision and LeadershipTotal : | | 3 | 21 | 1.40 |
| Certificate Total : | | 77 | 616 | 41.07 |
| Professional Studies Total : | | 527 | 4745 | 316.33 |

Vitality Report for Term 202010 - Fall 2020

| | Year | HeadCount | Hrs | FTE |
|---|------|-----------|------|--------|
| College : Industrial Engineering Tech | | | | |
| Associate | | | | |
| Major : Engineering Design Technology | | | | |
| | 01 | 23 | 244 | 16.27 |
| | 02 | 40 | 464 | 30.93 |
| Engineering Design TechnologyTotal : | | 63 | 708 | 47.20 |
| Major : Engineering Graphics Tech | | | | |
| | 02 | 1 | 4 | 0.27 |
| Engineering Graphics TechTotal : | | 1 | 4 | 0.27 |
| Major : Environmental Engineering Tech | | | | |
| | 01 | 12 | 109 | 7.27 |
| | 02 | 11 | 75 | 5.00 |
| Environmental Engineering TechTotal : | | 23 | 184 | 12.27 |
| Major : General Technology | | | | |
| | 01 | 12 | 162 | 10.80 |
| | 02 | 60 | 664 | 44.27 |
| General TechnologyTotal : | | 72 | 826 | 55.07 |
| Major : Natural Resources Management | | | | |
| | 01 | 11 | 138 | 9.20 |
| | 02 | 20 | 241 | 16.07 |
| Natural Resources ManagementTotal : | | 31 | 379 | 25.27 |
| Associate Total : | | 190 | 2101 | 140.07 |
| Certificate | | | | |
| Major : Advanced Air Cond/Heating | | | | |
| | 02 | 2 | 16 | 1.07 |
| Advanced Air Cond/HeatingTotal : | | 2 | 16 | 1.07 |
| Major : Advanced CNC Certificate | | | | |
| | 02 | 3 | 27 | 1.80 |

Vitality Report for Term 202010 - Fall 2020

| | Year | HeadCount | Hrs | FTE |
|--|------|-----------|-----|-------|
| Certificate | | | | |
| Major : Advanced CNC Certificate | | | | |
| Advanced CNC CertificateTotal : | | 3 | 27 | 1.80 |
| Major : Advanced Mechatronics Tech | | | | |
| | 02 | 1 | 9 | 0.60 |
| Advanced Mechatronics TechTotal : | | 1 | 9 | 0.60 |
| Major : Advanced Welding (Pipe) | | | | |
| | 01 | 1 | 11 | 0.73 |
| | 02 | 16 | 195 | 13.00 |
| Advanced Welding (Pipe)Total : | | 17 | 206 | 13.73 |
| Major : Automotive Diagnostic Tech | | | | |
| | 02 | 8 | 80 | 5.33 |
| Automotive Diagnostic TechTotal : | | 8 | 80 | 5.33 |
| Major : Automotive Technology | | | | |
| | 01 | 10 | 100 | 6.67 |
| | 02 | 3 | 27 | 1.80 |
| Automotive TechnologyTotal : | | 13 | 127 | 8.47 |
| Major : Basic AC and Heating | | | | |
| | 01 | 12 | 132 | 8.80 |
| | 02 | 3 | 36 | 2.40 |
| Basic AC and HeatingTotal : | | 15 | 168 | 11.20 |
| Major : Basic Machining and CNC | | | | |
| | 01 | 4 | 45 | 3.00 |
| | 02 | 1 | 8 | 0.53 |
| Basic Machining and CNCTotal : | | 5 | 53 | 3.53 |
| Major : Basic Mechatronics Technology | | | | |
| | 01 | 29 | 366 | 24.40 |
| | 02 | 5 | 43 | 2.87 |

Vitality Report for Term 202010 - Fall 2020

| | Year | HeadCount | Hrs | FTE |
|--|------|-----------|------|--------|
| Certificate | | | | |
| Major : Basic Mechatronics Technology | | | | |
| Basic Mechatronics TechnologyTotal : | | 34 | 409 | 27.27 |
| Major : Environmental Health, Safety | | | | |
| | 01 | 1 | 6 | 0.40 |
| | 02 | 1 | 6 | 0.40 |
| Environmental Health, SafetyTotal : | | 2 | 12 | 0.80 |
| Major : Mechatronics Fund Tech Cert | | | | |
| | 01 | 1 | 6 | 0.40 |
| Mechatronics Fund Tech CertTotal : | | 1 | 6 | 0.40 |
| Major : Wastewater Operator | | | | |
| | 01 | 2 | 9 | 0.60 |
| | 02 | 2 | 12 | 0.80 |
| Wastewater OperatorTotal : | | 4 | 21 | 1.40 |
| Major : Welding | | | | |
| | 01 | 34 | 439 | 29.27 |
| | 02 | 4 | 42 | 2.80 |
| WeldingTotal : | | 38 | 481 | 32.07 |
| Certificate Total : | | 143 | 1615 | 107.67 |
| Industrial Engineering Tech Total : | | 333 | 3716 | 247.73 |

Vitality Report for Term 202010 - Fall 2020

| | Year | HeadCount | Hrs | FTE |
|---|------|-----------|-------|--------|
| <u>College : Arts and Sciences</u> | | | | |
| Associate | | | | |
| Major : Associate in Arts | | | | |
| | 01 | 911 | 6849 | 456.60 |
| | 02 | 378 | 3427 | 228.47 |
| Associate in ArtsTotal : | | 1289 | 10276 | 685.07 |
| Major : Associate in Science | | | | |
| | 01 | 77 | 765 | 51.00 |
| | 02 | 89 | 855 | 57.00 |
| Associate in ScienceTotal : | | 166 | 1620 | 108.00 |
| Associate Total : | | 1455 | 11896 | 793.07 |
| Arts and Sciences Total : | | 1455 | 11896 | 793.07 |

Vitality Report for Term 202010 - Fall 2020

| | Year | HeadCount | Hrs | FTE |
|--|------|-----------|------|--------|
| College : Nursing and Health Sciences | | | | |
| Associate | | | | |
| Major : Early Care and Education | | | | |
| | 01 | 40 | 337 | 22.47 |
| | 02 | 28 | 274 | 18.27 |
| Early Care and EducationTotal : | | 68 | 611 | 40.73 |
| Major : Nursing (ADN) | | | | |
| | 02 | 174 | 1472 | 98.13 |
| Nursing (ADN)Total : | | 174 | 1472 | 98.13 |
| Associate Total : | | 242 | 2083 | 138.87 |
| Certificate | | | | |
| Major : Early Childhood Dev-Cert | | | | |
| | 01 | 1 | 3 | 0.20 |
| | 02 | 1 | 3 | 0.20 |
| Early Childhood Dev-CertTotal : | | 2 | 6 | 0.40 |
| Major : Inpatient Medical Coding | | | | |
| | 01 | 5 | 45 | 3.00 |
| | 02 | 11 | 75 | 5.00 |
| Inpatient Medical CodingTotal : | | 16 | 120 | 8.00 |
| Major : Massage Therapy | | | | |
| | 01 | 9 | 78 | 5.20 |
| | 02 | 8 | 76 | 5.07 |
| Massage TherapyTotal : | | 17 | 154 | 10.27 |
| Major : Medical Record Coding | | | | |
| | 01 | 7 | 57 | 3.80 |
| | 02 | 17 | 153 | 10.20 |
| Medical Record CodingTotal : | | 24 | 210 | 14.00 |
| Major : Pharmacy Technician | | | | |
| | 01 | 5 | 49 | 3.27 |

Vitality Report for Term 202010 - Fall 2020

| | Year | HeadCount | Hrs | FTE |
|---|------|-----------|------|--------|
| Certificate | | | | |
| Major : Pharmacy Technician | | | | |
| | 02 | 4 | 48 | 3.20 |
| Pharmacy TechnicianTotal : | | 9 | 97 | 6.47 |
| Major : Pre-Nursing Prep Certificate | | | | |
| | 01 | 143 | 1535 | 102.33 |
| | 02 | 25 | 190 | 12.67 |
| Pre-Nursing Prep CertificateTotal : | | 168 | 1725 | 115.00 |
| Certificate Total : | | 236 | 2312 | 154.13 |
| Diploma | | | | |
| Major : Medical Assisting | | | | |
| | 01 | 4 | 39 | 2.60 |
| | 02 | 24 | 309 | 20.60 |
| Medical AssistingTotal : | | 28 | 348 | 23.20 |
| Major : Surgical Technology | | | | |
| | 01 | 3 | 42 | 2.80 |
| | 02 | 16 | 219 | 14.60 |
| Surgical TechnologyTotal : | | 19 | 261 | 17.40 |
| Diploma Total : | | 47 | 609 | 40.60 |
| Nursing and Health Sciences Total : | | 525 | 5004 | 333.60 |

Vitality Report for Term 202010 - Fall 2020

| | Year | HeadCount | Hrs | FTE |
|---|------|-----------|-------|---------|
| College : Career Development | | | | |
| Major : Career Development | | | | |
| | 01 | 8 | 29 | 1.93 |
| | 02 | 2 | 6 | 0.40 |
| Career DevelopmentTotal : | | 10 | 35 | 2.33 |
| Major : Career Development/CCAF | | | | |
| | 01 | 7 | 33 | 2.20 |
| Career Development/CCAFTotal : | | 7 | 33 | 2.20 |
| Major : Career Development/Fac-Staff | | | | |
| | 01 | 1 | 6 | 0.40 |
| Career Development/Fac-StaffTotal : | | 1 | 6 | 0.40 |
| Major : Career Development/Senior Citi | | | | |
| | 01 | 7 | 21 | 1.40 |
| | 02 | 2 | 6 | 0.40 |
| Career Development/Senior CitiTotal : | | 9 | 27 | 1.80 |
| Major : Career Development/Transient | | | | |
| | 01 | 4 | 14 | 0.93 |
| | 02 | 1 | 3 | 0.20 |
| Career Development/TransientTotal : | | 5 | 17 | 1.13 |
| Total : | | 32 | 118 | 7.87 |
| Career Development Total : | | 32 | 118 | 7.87 |
| Institute Total : | | 2872 | 25479 | 1698.60 |

Central Carolina Technical College

Vitality Report for Term 201920 - Spring 2020

| | Year | HeadCount | Hrs | FTE |
|--|------|-----------|------|-------|
| <u>College : Business</u> | | | | |
| Associate | | | | |
| Major : Accounting | | | | |
| | 01 | 23 | 205 | 13.67 |
| | 02 | 27 | 216 | 14.40 |
| AccountingTotal : | | 50 | 421 | 28.07 |
| Major : Administrative Office Tech | | | | |
| | 01 | 6 | 63 | 4.20 |
| | 02 | 22 | 192 | 12.80 |
| Administrative Office TechTotal : | | 28 | 255 | 17.00 |
| Major : Computer Technology | | | | |
| | 01 | 49 | 468 | 31.20 |
| | 02 | 60 | 582 | 38.80 |
| Computer TechnologyTotal : | | 109 | 1050 | 70.00 |
| Major : Criminal Justice Technology | | | | |
| | 01 | 31 | 297 | 19.80 |
| | 02 | 11 | 102 | 6.80 |
| Criminal Justice TechnologyTotal : | | 42 | 399 | 26.60 |
| Major : Human Services AAS | | | | |
| | 01 | 39 | 342 | 22.80 |
| | 02 | 60 | 534 | 35.60 |
| Human Services AASTotal : | | 99 | 876 | 58.40 |
| Major : Management | | | | |
| | 01 | 57 | 537 | 35.80 |
| | 02 | 67 | 633 | 42.20 |
| ManagementTotal : | | 124 | 1170 | 78.00 |
| Major : Paralegal | | | | |
| | 01 | 9 | 75 | 5.00 |
| | 02 | 23 | 218 | 14.53 |

Central Carolina Technical College

Vitality Report for Term 201920 - Spring 2020

| | Year | HeadCount | Hrs | FTE |
|---|------|-----------|------|--------|
| Associate | | | | |
| Major : Paralegal | | | | |
| ParalegalTotal : | | 32 | 293 | 19.53 |
| Associate Total : | | 484 | 4464 | 297.60 |
| Certificate | | | | |
| Major : Accounting Specialist | | | | |
| | 01 | 2 | 9 | 0.60 |
| | 02 | 1 | 3 | 0.20 |
| Accounting SpecialistTotal : | | 3 | 12 | 0.80 |
| Major : Computer Specialist | | | | |
| | 01 | 2 | 18 | 1.20 |
| | 02 | 1 | 6 | 0.40 |
| Computer SpecialistTotal : | | 3 | 24 | 1.60 |
| Major : Cybersecurity Certificate | | | | |
| | 01 | 5 | 43 | 2.87 |
| | 02 | 2 | 20 | 1.33 |
| Cybersecurity CertificateTotal : | | 7 | 63 | 4.20 |
| Major : Entrepreneurship/Sm Business | | | | |
| | 01 | 9 | 69 | 4.60 |
| | 02 | 3 | 21 | 1.40 |
| Entrepreneurship/Sm BusinessTotal : | | 12 | 90 | 6.00 |
| Major : Gerontology | | | | |
| | 01 | 1 | 9 | 0.60 |
| | 02 | 1 | 6 | 0.40 |
| GerontologyTotal : | | 2 | 15 | 1.00 |
| Major : Human Resource Specialist Cert | | | | |
| | 01 | 2 | 15 | 1.00 |
| | 02 | 8 | 72 | 4.80 |
| Human Resource Specialist CertTotal : | | 10 | 87 | 5.80 |

Central Carolina Technical College

Vitality Report for Term 201920 - Spring 2020

| | Year | HeadCount | Hrs | FTE |
|---|------|-----------|-----|------|
| Certificate | | | | |
| Major : Human Resource Specialist Cert | | | | |
| Major : Human Services Cert | | | | |
| | 01 | 1 | 3 | 0.20 |
| | 02 | 1 | 9 | 0.60 |
| Human Services CertTotal : | | 2 | 12 | 0.80 |
| Major : Information Processing | | | | |
| | 01 | 1 | 9 | 0.60 |
| Information ProcessingTotal : | | 1 | 9 | 0.60 |
| Major : Internetworking | | | | |
| | 02 | 1 | 6 | 0.40 |
| InternetworkingTotal : | | 1 | 6 | 0.40 |
| Major : Logistics/Sup Chain Management | | | | |
| | 01 | 4 | 27 | 1.80 |
| | 02 | 6 | 39 | 2.60 |
| Logistics/Sup Chain ManagementTotal : | | 10 | 66 | 4.40 |
| Major : Marketing/Sales for Small Bus | | | | |
| | 02 | 1 | 6 | 0.40 |
| Marketing/Sales for Small BusTotal : | | 1 | 6 | 0.40 |
| Major : Medical Office Admin Assistant | | | | |
| | 01 | 5 | 51 | 3.40 |
| | 02 | 3 | 18 | 1.20 |
| Medical Office Admin AssistantTotal : | | 8 | 69 | 4.60 |
| Major : Office Management | | | | |
| | 01 | 1 | 6 | 0.40 |
| Office ManagementTotal : | | 1 | 6 | 0.40 |
| Major : Supervision and Leadership | | | | |
| | 01 | 1 | 6 | 0.40 |

Central Carolina Technical College

Vitality Report for Term 201920 - Spring 2020

| | Year | HeadCount | Hrs | FTE |
|---|------|-----------|------|--------|
| Certificate | | | | |
| Major : Supervision and Leadership | | | | |
| | 02 | 1 | 12 | 0.80 |
| Supervision and LeadershipTotal : | | 2 | 18 | 1.20 |
| Certificate Total : | | 63 | 483 | 32.20 |
| Diploma | | | | |
| Major : Administrative Support | | | | |
| | 02 | 1 | 6 | 0.40 |
| Administrative SupportTotal : | | 1 | 6 | 0.40 |
| Diploma Total : | | 1 | 6 | 0.40 |
| Business Total : | | 548 | 4953 | 330.20 |

Central Carolina Technical College

Vitality Report for Term 201920 - Spring 2020

| | Year | HeadCount | Hrs | FTE |
|---|------|-----------|------|--------|
| College : Industrial Engineering Tech | | | | |
| Associate | | | | |
| Major : Engineering Design Technology | | | | |
| | 01 | 44 | 427 | 28.47 |
| | 02 | 38 | 367 | 24.47 |
| Engineering Design TechnologyTotal : | | 82 | 794 | 52.93 |
| Major : Environmental Engineering Tech | | | | |
| | 01 | 4 | 27 | 1.80 |
| | 02 | 11 | 81 | 5.40 |
| Environmental Engineering TechTotal : | | 15 | 108 | 7.20 |
| Major : General Technology | | | | |
| | 01 | 27 | 259 | 17.27 |
| | 02 | 81 | 935 | 62.33 |
| General TechnologyTotal : | | 108 | 1194 | 79.60 |
| Major : Natural Resources Management | | | | |
| | 01 | 19 | 246 | 16.40 |
| | 02 | 22 | 240 | 16.00 |
| Natural Resources ManagementTotal : | | 41 | 486 | 32.40 |
| Associate Total : | | 246 | 2582 | 172.13 |
| Certificate | | | | |
| Major : Advanced Air Cond/Heating | | | | |
| | 02 | 1 | 3 | 0.20 |
| Advanced Air Cond/HeatingTotal : | | 1 | 3 | 0.20 |
| Major : Advanced Welding (Pipe) | | | | |
| | 02 | 17 | 204 | 13.60 |
| Advanced Welding (Pipe)Total : | | 17 | 204 | 13.60 |
| Major : Automotive Diagnostic Tech | | | | |
| | 02 | 8 | 99 | 6.60 |

Central Carolina Technical College

Vitality Report for Term 201920 - Spring 2020

| | Year | HeadCount | Hrs | FTE |
|--|------|-----------|-----|-------|
| Certificate | | | | |
| Major : Automotive Diagnostic Tech | | | | |
| Automotive Diagnostic TechTotal : | | 8 | 99 | 6.60 |
| Major : Automotive Technology | | | | |
| | 01 | 17 | 172 | 11.47 |
| | 02 | 5 | 63 | 4.20 |
| Automotive TechnologyTotal : | | 22 | 235 | 15.67 |
| Major : Basic AC and Heating | | | | |
| | 01 | 22 | 212 | 14.13 |
| | 02 | 7 | 64 | 4.27 |
| Basic AC and HeatingTotal : | | 29 | 276 | 18.40 |
| Major : Basic Machining and CNC | | | | |
| | 01 | 6 | 57 | 3.80 |
| | 02 | 3 | 30 | 2.00 |
| Basic Machining and CNCTotal : | | 9 | 87 | 5.80 |
| Major : Basic Mechatronics Technology | | | | |
| | 01 | 16 | 123 | 8.20 |
| | 02 | 2 | 26 | 1.73 |
| Basic Mechatronics TechnologyTotal : | | 18 | 149 | 9.93 |
| Major : Environmental Health, Safety | | | | |
| | 01 | 1 | 6 | 0.40 |
| | 02 | 1 | 6 | 0.40 |
| Environmental Health, SafetyTotal : | | 2 | 12 | 0.80 |
| Major : Mechatronics Fund Tech Cert | | | | |
| | 01 | 2 | 11 | 0.73 |
| Mechatronics Fund Tech CertTotal : | | 2 | 11 | 0.73 |
| Major : Wastewater Operator | | | | |
| | 01 | 3 | 15 | 1.00 |

Central Carolina Technical College

Vitality Report for Term 201920 - Spring 2020

| | Year | HeadCount | Hrs | FTE |
|--|------|-----------|------|--------|
| Certificate | | | | |
| Major : Wastewater Operator | | | | |
| | 02 | 1 | 6 | 0.40 |
| Wastewater OperatorTotal : | | 4 | 21 | 1.40 |
| Major : Water Operator | | | | |
| | 01 | 7 | 39 | 2.60 |
| Water OperatorTotal : | | 7 | 39 | 2.60 |
| Major : Welding | | | | |
| | 01 | 41 | 441 | 29.40 |
| | 02 | 7 | 83 | 5.53 |
| WeldingTotal : | | 48 | 524 | 34.93 |
| Certificate Total : | | 167 | 1660 | 110.67 |
| Industrial Engineering Tech Total : | | 413 | 4242 | 282.80 |

Central Carolina Technical College

Vitality Report for Term 201920 - Spring 2020

| | Year | HeadCount | Hrs | FTE |
|---|------|-----------|-------|--------|
| <u>College : Arts and Sciences</u> | | | | |
| Associate | | | | |
| Major : Associate in Arts | | | | |
| | 01 | 564 | 4902 | 326.80 |
| | 02 | 461 | 4017 | 267.80 |
| Associate in ArtsTotal : | | 1025 | 8919 | 594.60 |
| Major : Associate in Science | | | | |
| | 01 | 59 | 585 | 39.00 |
| | 02 | 91 | 874 | 58.27 |
| Associate in ScienceTotal : | | 150 | 1459 | 97.27 |
| Associate Total : | | 1175 | 10378 | 691.87 |
| Certificate | | | | |
| Major : General Education | | | | |
| | 01 | 531 | 3552 | 236.80 |
| | 02 | 38 | 437 | 29.13 |
| General EducationTotal : | | 569 | 3989 | 265.93 |
| Certificate Total : | | 569 | 3989 | 265.93 |
| Arts and Sciences Total : | | 1744 | 14367 | 957.80 |

Central Carolina Technical College

Vitality Report for Term 201920 - Spring 2020

| | Year | HeadCount | Hrs | FTE |
|---|------|-----------|------|--------|
| College : Health Sciences | | | | |
| Associate | | | | |
| Major : Early Care and Education | | | | |
| | 01 | 41 | 340 | 22.67 |
| | 02 | 33 | 264 | 17.60 |
| Early Care and EducationTotal : | | 74 | 604 | 40.27 |
| Major : Nursing (ADN) | | | | |
| | 01 | 2 | 24 | 1.60 |
| | 02 | 246 | 1989 | 132.60 |
| Nursing (ADN)Total : | | 248 | 2013 | 134.20 |
| Associate Total : | | 322 | 2617 | 174.47 |
| Certificate | | | | |
| Major : Early Childhood Dev-Cert | | | | |
| | 01 | 5 | 21 | 1.40 |
| | 02 | 1 | 6 | 0.40 |
| Early Childhood Dev-CertTotal : | | 6 | 27 | 1.80 |
| Major : Infant and Toddler Care | | | | |
| | 01 | 1 | 6 | 0.40 |
| Infant and Toddler CareTotal : | | 1 | 6 | 0.40 |
| Major : Inpatient Medical Coding | | | | |
| | 02 | 6 | 44 | 2.93 |
| Inpatient Medical CodingTotal : | | 6 | 44 | 2.93 |
| Major : Massage Therapy | | | | |
| | 01 | 3 | 26 | 1.73 |
| | 02 | 11 | 108 | 7.20 |
| Massage TherapyTotal : | | 14 | 134 | 8.93 |
| Major : Medical Record Coding | | | | |
| | 01 | 4 | 28 | 1.87 |
| | 02 | 15 | 174 | 11.60 |

Central Carolina Technical College

Vitality Report for Term 201920 - Spring 2020

| | Year | HeadCount | Hrs | FTE |
|--|------|------------|-------------|---------------|
| Certificate | | | | |
| Major : Medical Record Coding | | | | |
| Medical Record CodingTotal : | | 19 | 202 | 13.47 |
| Major : Patient Care Technician | | | | |
| | 01 | 1 | 4 | 0.27 |
| | 02 | 7 | 72 | 4.80 |
| Patient Care TechnicianTotal : | | 8 | 76 | 5.07 |
| Major : Pharmacy Technician | | | | |
| | 01 | 7 | 88 | 5.87 |
| | 02 | 22 | 296 | 19.73 |
| Pharmacy TechnicianTotal : | | 29 | 384 | 25.60 |
| Certificate Total : | | 83 | 873 | 58.20 |
| Diploma | | | | |
| Major : Medical Assisting | | | | |
| | 01 | 1 | 3 | 0.20 |
| | 02 | 18 | 207 | 13.80 |
| Medical AssistingTotal : | | 19 | 210 | 14.00 |
| Major : Surgical Technology | | | | |
| | 02 | 14 | 138 | 9.20 |
| Surgical TechnologyTotal : | | 14 | 138 | 9.20 |
| Diploma Total : | | 33 | 348 | 23.20 |
| Health Sciences Total : | | 438 | 3838 | 255.87 |

Central Carolina Technical College

Vitality Report for Term 201920 - Spring 2020

| | Year | HeadCount | Hrs | FTE |
|---|------|-----------|-------|---------|
| College : Career Development | | | | |
| Major : Career Development | | | | |
| | 01 | 7 | 30 | 2.00 |
| | 02 | 2 | 9 | 0.60 |
| Career DevelopmentTotal : | | 9 | 39 | 2.60 |
| Major : Career Development/CCAF | | | | |
| | 01 | 6 | 21 | 1.40 |
| Career Development/CCAFTotal : | | 6 | 21 | 1.40 |
| Major : Career Development/Fac-Staff | | | | |
| | 02 | 1 | 3 | 0.20 |
| Career Development/Fac-StaffTotal : | | 1 | 3 | 0.20 |
| Major : Career Development/Senior Citi | | | | |
| | 01 | 9 | 27 | 1.80 |
| | 02 | 1 | 4 | 0.27 |
| Career Development/Senior CitiTotal : | | 10 | 31 | 2.07 |
| Major : Career Development/Transient | | | | |
| | 01 | 7 | 31 | 2.07 |
| | 02 | 5 | 17 | 1.13 |
| Career Development/TransientTotal : | | 12 | 48 | 3.20 |
| Total : | | 38 | 142 | 9.47 |
| Career Development Total : | | 38 | 142 | 9.47 |
| Institute Total : | | 3181 | 27542 | 1836.13 |

Central Carolina Technical College

Vitality Report for Term 201910 - Fall 2019

| | Year | HeadCount | Hrs | FTE |
|--|------|-----------|------|-------|
| <u>College : Business</u> | | | | |
| Associate | | | | |
| Major : Accounting | | | | |
| | 01 | 15 | 120 | 8.00 |
| | 02 | 32 | 252 | 16.80 |
| AccountingTotal : | | 47 | 372 | 24.80 |
| Major : Administrative Office Tech | | | | |
| | 01 | 6 | 51 | 3.40 |
| | 02 | 20 | 174 | 11.60 |
| Administrative Office TechTotal : | | 26 | 225 | 15.00 |
| Major : Computer Technology | | | | |
| | 01 | 65 | 693 | 46.20 |
| | 02 | 61 | 576 | 38.40 |
| Computer TechnologyTotal : | | 126 | 1269 | 84.60 |
| Major : Criminal Justice Technology | | | | |
| | 01 | 34 | 344 | 22.93 |
| | 02 | 14 | 137 | 9.13 |
| Criminal Justice TechnologyTotal : | | 48 | 481 | 32.07 |
| Major : Human Services AAS | | | | |
| | 01 | 24 | 234 | 15.60 |
| | 02 | 62 | 565 | 37.67 |
| Human Services AASTotal : | | 86 | 799 | 53.27 |
| Major : Management | | | | |
| | 01 | 68 | 648 | 43.20 |
| | 02 | 68 | 624 | 41.60 |
| ManagementTotal : | | 136 | 1272 | 84.80 |
| Major : Paralegal | | | | |
| | 01 | 10 | 102 | 6.80 |
| | 02 | 25 | 269 | 17.93 |

Central Carolina Technical College

Vitality Report for Term 201910 - Fall 2019

| | Year | HeadCount | Hrs | FTE |
|---|------|-----------|------|--------|
| Associate | | | | |
| Major : Paralegal | | | | |
| ParalegalTotal : | | 35 | 371 | 24.73 |
| Associate Total : | | 504 | 4789 | 319.27 |
| Certificate | | | | |
| Major : Accounting Specialist | | | | |
| | 01 | 4 | 24 | 1.60 |
| | 02 | 1 | 3 | 0.20 |
| Accounting SpecialistTotal : | | 5 | 27 | 1.80 |
| Major : Computer Specialist | | | | |
| | 01 | 1 | 9 | 0.60 |
| | 02 | 1 | 6 | 0.40 |
| Computer SpecialistTotal : | | 2 | 15 | 1.00 |
| Major : Cybersecurity Certificate | | | | |
| | 01 | 6 | 48 | 3.20 |
| | 02 | 4 | 21 | 1.40 |
| Cybersecurity CertificateTotal : | | 10 | 69 | 4.60 |
| Major : Entrepreneurship/Sm Business | | | | |
| | 01 | 6 | 45 | 3.00 |
| | 02 | 2 | 12 | 0.80 |
| Entrepreneurship/Sm BusinessTotal : | | 8 | 57 | 3.80 |
| Major : Gerontology | | | | |
| | 01 | 1 | 9 | 0.60 |
| | 02 | 1 | 6 | 0.40 |
| GerontologyTotal : | | 2 | 15 | 1.00 |
| Major : Human Resource Specialist Cert | | | | |
| | 01 | 4 | 27 | 1.80 |
| | 02 | 6 | 36 | 2.40 |
| Human Resource Specialist CertTotal : | | 10 | 63 | 4.20 |

Central Carolina Technical College

Vitality Report for Term 201910 - Fall 2019

| | Year | HeadCount | Hrs | FTE |
|---|------|-----------|-----|-------|
| Certificate | | | | |
| Major : Human Resource Specialist Cert | | | | |
| Major : Information Processing | | | | |
| | 01 | 1 | 9 | 0.60 |
| Information ProcessingTotal : | | 1 | 9 | 0.60 |
| Major : Internetworking | | | | |
| | 02 | 1 | 6 | 0.40 |
| InternetworkingTotal : | | 1 | 6 | 0.40 |
| Major : Logistics/Sup Chain Management | | | | |
| | 01 | 3 | 21 | 1.40 |
| | 02 | 3 | 18 | 1.20 |
| Logistics/Sup Chain ManagementTotal : | | 6 | 39 | 2.60 |
| Major : Medical Office Admin Assistant | | | | |
| | 01 | 3 | 23 | 1.53 |
| | 02 | 4 | 33 | 2.20 |
| Medical Office Admin AssistantTotal : | | 7 | 56 | 3.73 |
| Major : Office Management | | | | |
| | 01 | 1 | 6 | 0.40 |
| Office ManagementTotal : | | 1 | 6 | 0.40 |
| Major : Supervision and Leadership | | | | |
| | 02 | 2 | 15 | 1.00 |
| Supervision and LeadershipTotal : | | 2 | 15 | 1.00 |
| Major : Web Development | | | | |
| | 02 | 1 | 9 | 0.60 |
| Web DevelopmentTotal : | | 1 | 9 | 0.60 |
| Certificate Total : | | 56 | 386 | 25.73 |
| Diploma | | | | |
| Major : Administrative Support | | | | |

Central Carolina Technical College

Vitality Report for Term 201910 - Fall 2019

| | Year | HeadCount | Hrs | FTE |
|---------------------------------------|------|-----------|------|--------|
| Diploma | | | | |
| Major : Administrative Support | | | | |
| | 02 | 1 | 3 | 0.20 |
| Administrative SupportTotal : | | 1 | 3 | 0.20 |
| Diploma Total : | | 1 | 3 | 0.20 |
| Business Total : | | 561 | 5178 | 345.20 |

Central Carolina Technical College

Vitality Report for Term 201910 - Fall 2019

| | Year | HeadCount | Hrs | FTE |
|---|------|-----------|------|--------|
| College : Industrial Engineering Tech | | | | |
| Associate | | | | |
| Major : Engineering Design Technology | | | | |
| | 01 | 45 | 503 | 33.53 |
| | 02 | 29 | 300 | 20.00 |
| Engineering Design TechnologyTotal : | | 74 | 803 | 53.53 |
| Major : Engineering Graphics Tech | | | | |
| | 02 | 1 | 4 | 0.27 |
| Engineering Graphics TechTotal : | | 1 | 4 | 0.27 |
| Major : Environmental Engineering Tech | | | | |
| | 01 | 5 | 36 | 2.40 |
| | 02 | 17 | 126 | 8.40 |
| Environmental Engineering TechTotal : | | 22 | 162 | 10.80 |
| Major : General Technology | | | | |
| | 01 | 13 | 153 | 10.20 |
| | 02 | 79 | 906 | 60.40 |
| General TechnologyTotal : | | 92 | 1059 | 70.60 |
| Major : Natural Resources Management | | | | |
| | 01 | 22 | 291 | 19.40 |
| | 02 | 19 | 224 | 14.93 |
| Natural Resources ManagementTotal : | | 41 | 515 | 34.33 |
| Associate Total : | | 230 | 2543 | 169.53 |
| Certificate | | | | |
| Major : Advanced Air Cond/Heating | | | | |
| | 02 | 1 | 8 | 0.53 |
| Advanced Air Cond/HeatingTotal : | | 1 | 8 | 0.53 |
| Major : Advanced Welding (Pipe) | | | | |
| | 01 | 1 | 6 | 0.40 |
| | 02 | 23 | 270 | 18.00 |

Central Carolina Technical College

Vitality Report for Term 201910 - Fall 2019

| | Year | HeadCount | Hrs | FTE |
|--|------|-----------|-----|-------|
| Certificate | | | | |
| Major : Advanced Welding (Pipe) | | | | |
| Advanced Welding (Pipe)Total : | | 24 | 276 | 18.40 |
| Major : Automotive Diagnostic Tech | | | | |
| | 02 | 7 | 70 | 4.67 |
| Automotive Diagnostic TechTotal : | | 7 | 70 | 4.67 |
| Major : Automotive Technology | | | | |
| | 01 | 14 | 102 | 6.80 |
| | 02 | 5 | 48 | 3.20 |
| Automotive TechnologyTotal : | | 19 | 150 | 10.00 |
| Major : Basic AC and Heating | | | | |
| | 01 | 27 | 269 | 17.93 |
| | 02 | 6 | 59 | 3.93 |
| Basic AC and HeatingTotal : | | 33 | 328 | 21.87 |
| Major : Basic Machining and CNC | | | | |
| | 01 | 5 | 67 | 4.47 |
| | 02 | 3 | 24 | 1.60 |
| Basic Machining and CNCTotal : | | 8 | 91 | 6.07 |
| Major : Basic Mechatronics Technology | | | | |
| | 01 | 24 | 273 | 18.20 |
| | 02 | 10 | 101 | 6.73 |
| Basic Mechatronics TechnologyTotal : | | 34 | 374 | 24.93 |
| Major : Environmental Health, Safety | | | | |
| | 01 | 1 | 6 | 0.40 |
| | 02 | 1 | 6 | 0.40 |
| Environmental Health, SafetyTotal : | | 2 | 12 | 0.80 |
| Major : Mechatronics Fund Tech Cert | | | | |
| | 01 | 2 | 12 | 0.80 |

Central Carolina Technical College

Vitality Report for Term 201910 - Fall 2019

| | Year | HeadCount | Hrs | FTE |
|--|------|-----------|------|--------|
| Certificate | | | | |
| Major : Mechatronics Fund Tech Cert | | | | |
| Mechatronics Fund Tech CertTotal : | | 2 | 12 | 0.80 |
| Major : Wastewater Operator | | | | |
| | 01 | 5 | 30 | 2.00 |
| | 02 | 2 | 9 | 0.60 |
| Wastewater OperatorTotal : | | 7 | 39 | 2.60 |
| Major : Water Operator | | | | |
| | 01 | 5 | 30 | 2.00 |
| Water OperatorTotal : | | 5 | 30 | 2.00 |
| Major : Welding | | | | |
| | 01 | 47 | 569 | 37.93 |
| | 02 | 3 | 33 | 2.20 |
| WeldingTotal : | | 50 | 602 | 40.13 |
| Certificate Total : | | 192 | 1992 | 132.80 |
| Industrial Engineering Tech Total : | | 422 | 4535 | 302.33 |

Central Carolina Technical College

Vitality Report for Term 201910 - Fall 2019

| | Year | HeadCount | Hrs | FTE |
|---|------|-----------|-------|---------|
| <u>College : Arts and Sciences</u> | | | | |
| Associate | | | | |
| Major : Associate in Arts | | | | |
| | 01 | 615 | 6022 | 401.47 |
| | 02 | 438 | 3707 | 247.13 |
| Associate in ArtsTotal : | | 1053 | 9729 | 648.60 |
| Major : Associate in Science | | | | |
| | 01 | 77 | 929 | 61.93 |
| | 02 | 92 | 866 | 57.73 |
| Associate in ScienceTotal : | | 169 | 1795 | 119.67 |
| Associate Total : | | 1222 | 11524 | 768.27 |
| Certificate | | | | |
| Major : General Education | | | | |
| | 01 | 598 | 3998 | 266.53 |
| | 02 | 30 | 395 | 26.33 |
| General EducationTotal : | | 628 | 4393 | 292.87 |
| Certificate Total : | | 628 | 4393 | 292.87 |
| Arts and Sciences Total : | | 1850 | 15917 | 1061.13 |

Central Carolina Technical College

Vitality Report for Term 201910 - Fall 2019

| | Year | HeadCount | Hrs | FTE |
|---|------|-----------|------|--------|
| College : Health Sciences | | | | |
| Associate | | | | |
| Major : Early Care and Education | | | | |
| | 01 | 55 | 500 | 33.33 |
| | 02 | 31 | 262 | 17.47 |
| Early Care and EducationTotal : | | 86 | 762 | 50.80 |
| Major : Nursing (ADN) | | | | |
| | 02 | 202 | 1672 | 111.47 |
| Nursing (ADN)Total : | | 202 | 1672 | 111.47 |
| Associate Total : | | 288 | 2434 | 162.27 |
| Certificate | | | | |
| Major : Early Childhood Dev-Cert | | | | |
| | 01 | 2 | 13 | 0.87 |
| | 02 | 1 | 4 | 0.27 |
| Early Childhood Dev-CertTotal : | | 3 | 17 | 1.13 |
| Major : Infant and Toddler Care | | | | |
| | 01 | 3 | 13 | 0.87 |
| Infant and Toddler CareTotal : | | 3 | 13 | 0.87 |
| Major : Inpatient Medical Coding | | | | |
| | 01 | 1 | 12 | 0.80 |
| | 02 | 19 | 120 | 8.00 |
| Inpatient Medical CodingTotal : | | 20 | 132 | 8.80 |
| Major : Massage Therapy | | | | |
| | 01 | 4 | 40 | 2.67 |
| | 02 | 12 | 120 | 8.00 |
| Massage TherapyTotal : | | 16 | 160 | 10.67 |
| Major : Medical Record Coding | | | | |
| | 01 | 5 | 51 | 3.40 |
| | 02 | 16 | 153 | 10.20 |

Central Carolina Technical College

Vitality Report for Term 201910 - Fall 2019

| | Year | HeadCount | Hrs | FTE |
|--|------|------------|-------------|---------------|
| Certificate | | | | |
| Major : Medical Record Coding | | | | |
| Medical Record CodingTotal : | | 21 | 204 | 13.60 |
| Major : Patient Care Technician | | | | |
| | 01 | 1 | 12 | 0.80 |
| | 02 | 3 | 36 | 2.40 |
| Patient Care TechnicianTotal : | | 4 | 48 | 3.20 |
| Major : Pharmacy Technician | | | | |
| | 01 | 8 | 96 | 6.40 |
| | 02 | 9 | 117 | 7.80 |
| Pharmacy TechnicianTotal : | | 17 | 213 | 14.20 |
| Certificate Total : | | 84 | 787 | 52.47 |
| Diploma | | | | |
| Major : Early Childhood Dev-Diploma | | | | |
| | 02 | 1 | 3 | 0.20 |
| Early Childhood Dev-DiplomaTotal : | | 1 | 3 | 0.20 |
| Major : Medical Assisting | | | | |
| | 01 | 1 | 6 | 0.40 |
| | 02 | 22 | 303 | 20.20 |
| Medical AssistingTotal : | | 23 | 309 | 20.60 |
| Major : Surgical Technology | | | | |
| | 01 | 1 | 14 | 0.93 |
| | 02 | 18 | 247 | 16.47 |
| Surgical TechnologyTotal : | | 19 | 261 | 17.40 |
| Diploma Total : | | 43 | 573 | 38.20 |
| Health Sciences Total : | | 415 | 3794 | 252.93 |

Central Carolina Technical College

Vitality Report for Term 201910 - Fall 2019

| | Year | HeadCount | Hrs | FTE |
|---|------|-----------|-------|---------|
| <u>College : Career Development</u> | | | | |
| Major : Career Development | | | | |
| | 01 | 10 | 40 | 2.67 |
| | 02 | 3 | 15 | 1.00 |
| Career DevelopmentTotal : | | 13 | 55 | 3.67 |
| Major : Career Development/CCAF | | | | |
| | 01 | 12 | 51 | 3.40 |
| Career Development/CCAFTotal : | | 12 | 51 | 3.40 |
| Major : Career Development/Fac-Staff | | | | |
| | 01 | 2 | 6 | 0.40 |
| | 02 | 1 | 3 | 0.20 |
| Career Development/Fac-StaffTotal : | | 3 | 9 | 0.60 |
| Major : Career Development/Senior Citi | | | | |
| | 01 | 4 | 15 | 1.00 |
| | 02 | 3 | 18 | 1.20 |
| Career Development/Senior CitiTotal : | | 7 | 33 | 2.20 |
| Major : Career Development/Transient | | | | |
| | 01 | 5 | 19 | 1.27 |
| | 02 | 4 | 18 | 1.20 |
| Career Development/TransientTotal : | | 9 | 37 | 2.47 |
| Total : | | 44 | 185 | 12.33 |
| Career Development Total : | | 44 | 185 | 12.33 |
| Institute Total : | | 3292 | 29609 | 1973.93 |

Central Carolina Technical College

Vitality Report for Term 201820 - Spring 2019

| | Year | HeadCount | Hrs | FTE |
|--|------|-----------|------|-------|
| <u>College : Business</u> | | | | |
| Associate | | | | |
| Major : Accounting | | | | |
| | 01 | 22 | 174 | 11.60 |
| | 02 | 33 | 306 | 20.40 |
| AccountingTotal : | | 55 | 480 | 32.00 |
| Major : Administrative Office Tech | | | | |
| | 01 | 8 | 63 | 4.20 |
| | 02 | 21 | 183 | 12.20 |
| Administrative Office TechTotal : | | 29 | 246 | 16.40 |
| Major : Computer Technology | | | | |
| | 01 | 46 | 402 | 26.80 |
| | 02 | 53 | 544 | 36.27 |
| Computer TechnologyTotal : | | 99 | 946 | 63.07 |
| Major : Criminal Justice Technology | | | | |
| | 01 | 32 | 298 | 19.87 |
| | 02 | 25 | 238 | 15.87 |
| Criminal Justice TechnologyTotal : | | 57 | 536 | 35.73 |
| Major : Human Services AAS | | | | |
| | 01 | 25 | 207 | 13.80 |
| | 02 | 77 | 732 | 48.80 |
| Human Services AASTotal : | | 102 | 939 | 62.60 |
| Major : Management | | | | |
| | 01 | 64 | 606 | 40.40 |
| | 02 | 60 | 549 | 36.60 |
| ManagementTotal : | | 124 | 1155 | 77.00 |
| Major : Paralegal | | | | |
| | 01 | 13 | 121 | 8.07 |
| | 02 | 18 | 195 | 13.00 |

Central Carolina Technical College

Vitality Report for Term 201820 - Spring 2019

| | Year | HeadCount | Hrs | FTE |
|---|------|-----------|------|--------|
| Associate | | | | |
| Major : Paralegal | | | | |
| ParalegalTotal : | | 31 | 316 | 21.07 |
| Associate Total : | | 497 | 4618 | 307.87 |
| Certificate | | | | |
| Major : Accounting Specialist | | | | |
| | 01 | 5 | 36 | 2.40 |
| | 02 | 2 | 15 | 1.00 |
| Accounting SpecialistTotal : | | 7 | 51 | 3.40 |
| Major : Computer Specialist | | | | |
| | 01 | 2 | 15 | 1.00 |
| | 02 | 2 | 18 | 1.20 |
| Computer SpecialistTotal : | | 4 | 33 | 2.20 |
| Major : Cybersecurity Certificate | | | | |
| | 01 | 3 | 18 | 1.20 |
| Cybersecurity CertificateTotal : | | 3 | 18 | 1.20 |
| Major : Entrepreneurship/Sm Business | | | | |
| | 01 | 6 | 42 | 2.80 |
| | 02 | 5 | 27 | 1.80 |
| Entrepreneurship/Sm BusinessTotal : | | 11 | 69 | 4.60 |
| Major : Human Resource Specialist Cert | | | | |
| | 01 | 2 | 12 | 0.80 |
| | 02 | 8 | 54 | 3.60 |
| Human Resource Specialist CertTotal : | | 10 | 66 | 4.40 |
| Major : Human Services Cert | | | | |
| | 01 | 5 | 42 | 2.80 |
| Human Services CertTotal : | | 5 | 42 | 2.80 |
| Major : Information Processing | | | | |

Central Carolina Technical College

Vitality Report for Term 201820 - Spring 2019

| | Year | HeadCount | Hrs | FTE |
|---|------|-----------|------|--------|
| Certificate | | | | |
| Major : Information Processing | | | | |
| | 01 | 1 | 12 | 0.80 |
| Information ProcessingTotal : | | 1 | 12 | 0.80 |
| Major : Medical Office Admin Assistant | | | | |
| | 01 | 6 | 54 | 3.60 |
| | 02 | 6 | 48 | 3.20 |
| Medical Office Admin AssistantTotal : | | 12 | 102 | 6.80 |
| Major : Supervision and Leadership | | | | |
| | 02 | 3 | 15 | 1.00 |
| Supervision and LeadershipTotal : | | 3 | 15 | 1.00 |
| Major : Web Development | | | | |
| | 01 | 1 | 6 | 0.40 |
| | 02 | 1 | 6 | 0.40 |
| Web DevelopmentTotal : | | 2 | 12 | 0.80 |
| Certificate Total : | | 58 | 420 | 28.00 |
| Diploma | | | | |
| Major : Administrative Support | | | | |
| | 01 | 2 | 9 | 0.60 |
| | 02 | 2 | 21 | 1.40 |
| Administrative SupportTotal : | | 4 | 30 | 2.00 |
| Diploma Total : | | 4 | 30 | 2.00 |
| Business Total : | | 559 | 5068 | 337.87 |

Central Carolina Technical College

Vitality Report for Term 201820 - Spring 2019

| | Year | HeadCount | Hrs | FTE |
|---|------|-----------|------|--------|
| College : Industrial Engineering Tech | | | | |
| Associate | | | | |
| Major : Engineering Design Technology | | | | |
| | 01 | 33 | 328 | 21.87 |
| | 02 | 40 | 354 | 23.60 |
| Engineering Design TechnologyTotal : | | 73 | 682 | 45.47 |
| Major : Engineering Graphics Tech | | | | |
| | 02 | 4 | 22 | 1.47 |
| Engineering Graphics TechTotal : | | 4 | 22 | 1.47 |
| Major : Environmental Engineering Tech | | | | |
| | 01 | 10 | 99 | 6.60 |
| | 02 | 22 | 189 | 12.60 |
| Environmental Engineering TechTotal : | | 32 | 288 | 19.20 |
| Major : General Technology | | | | |
| | 01 | 22 | 247 | 16.47 |
| | 02 | 90 | 1047 | 69.80 |
| General TechnologyTotal : | | 112 | 1294 | 86.27 |
| Major : Natural Resources Management | | | | |
| | 01 | 12 | 153 | 10.20 |
| | 02 | 19 | 204 | 13.60 |
| Natural Resources ManagementTotal : | | 31 | 357 | 23.80 |
| Associate Total : | | 252 | 2643 | 176.20 |
| Certificate | | | | |
| Major : Advanced Air Cond/Heating | | | | |
| | 02 | 6 | 48 | 3.20 |
| Advanced Air Cond/HeatingTotal : | | 6 | 48 | 3.20 |
| Major : Advanced Mechatronics Tech | | | | |
| | 02 | 1 | 9 | 0.60 |

Central Carolina Technical College

Vitality Report for Term 201820 - Spring 2019

| | Year | HeadCount | Hrs | FTE |
|--|------|-----------|-----|-------|
| Certificate | | | | |
| Major : Advanced Mechatronics Tech | | | | |
| Advanced Mechatronics TechTotal : | | 1 | 9 | 0.60 |
| Major : Advanced Welding (Pipe) | | | | |
| | 02 | 10 | 120 | 8.00 |
| Advanced Welding (Pipe)Total : | | 10 | 120 | 8.00 |
| Major : Automotive Technology | | | | |
| | 01 | 21 | 235 | 15.67 |
| | 02 | 2 | 28 | 1.87 |
| Automotive TechnologyTotal : | | 23 | 263 | 17.53 |
| Major : Basic AC and Heating | | | | |
| | 01 | 22 | 200 | 13.33 |
| | 02 | 4 | 45 | 3.00 |
| Basic AC and HeatingTotal : | | 26 | 245 | 16.33 |
| Major : Basic Machining and CNC | | | | |
| | 01 | 15 | 152 | 10.13 |
| | 02 | 1 | 7 | 0.47 |
| Basic Machining and CNCTotal : | | 16 | 159 | 10.60 |
| Major : Basic Mechatronics Technology | | | | |
| | 01 | 10 | 81 | 5.40 |
| | 02 | 7 | 63 | 4.20 |
| Basic Mechatronics TechnologyTotal : | | 17 | 144 | 9.60 |
| Major : Environmental Health, Safety | | | | |
| | 01 | 1 | 6 | 0.40 |
| | 02 | 1 | 3 | 0.20 |
| Environmental Health, SafetyTotal : | | 2 | 9 | 0.60 |
| Major : Wastewater Operator | | | | |
| | 01 | 3 | 18 | 1.20 |

Central Carolina Technical College

Vitality Report for Term 201820 - Spring 2019

| | Year | HeadCount | Hrs | FTE |
|--|------|-----------|------|--------|
| Certificate | | | | |
| Major : Wastewater Operator | | | | |
| Wastewater OperatorTotal : | | 3 | 18 | 1.20 |
| Major : Water Operator | | | | |
| | 01 | 2 | 12 | 0.80 |
| | 02 | 3 | 15 | 1.00 |
| Water OperatorTotal : | | 5 | 27 | 1.80 |
| Major : Welding | | | | |
| | 01 | 40 | 431 | 28.73 |
| | 02 | 12 | 144 | 9.60 |
| WeldingTotal : | | 52 | 575 | 38.33 |
| Certificate Total : | | 161 | 1617 | 107.80 |
| Industrial Engineering Tech Total : | | 413 | 4260 | 284.00 |

Central Carolina Technical College

Vitality Report for Term 201820 - Spring 2019

| | Year | HeadCount | Hrs | FTE |
|---|------|-----------|-------|---------|
| <u>College : Arts and Sciences</u> | | | | |
| Associate | | | | |
| Major : Associate in Arts | | | | |
| | 01 | 551 | 5065 | 337.67 |
| | 02 | 493 | 4375 | 291.67 |
| Associate in ArtsTotal : | | 1044 | 9440 | 629.33 |
| Major : Associate in Science | | | | |
| | 01 | 74 | 747 | 49.80 |
| | 02 | 95 | 920 | 61.33 |
| Associate in ScienceTotal : | | 169 | 1667 | 111.13 |
| Associate Total : | | 1213 | 11107 | 740.47 |
| Certificate | | | | |
| Major : General Education | | | | |
| | 01 | 567 | 3892 | 259.47 |
| | 02 | 49 | 551 | 36.73 |
| General EducationTotal : | | 616 | 4443 | 296.20 |
| Certificate Total : | | 616 | 4443 | 296.20 |
| Arts and Sciences Total : | | 1829 | 15550 | 1036.67 |

Central Carolina Technical College

Vitality Report for Term 201820 - Spring 2019

| | Year | HeadCount | Hrs | FTE |
|---|------|-----------|------|--------|
| College : Health Sciences | | | | |
| Associate | | | | |
| Major : Early Care and Education | | | | |
| | 01 | 43 | 354 | 23.60 |
| | 02 | 37 | 271 | 18.07 |
| Early Care and EducationTotal : | | 80 | 625 | 41.67 |
| Major : Nursing (ADN) | | | | |
| | 01 | 1 | 6 | 0.40 |
| | 02 | 256 | 2228 | 148.53 |
| Nursing (ADN)Total : | | 257 | 2234 | 148.93 |
| Associate Total : | | 337 | 2859 | 190.60 |
| Certificate | | | | |
| Major : Early Childhood Dev-Cert | | | | |
| | 01 | 3 | 30 | 2.00 |
| | 02 | 1 | 12 | 0.80 |
| Early Childhood Dev-CertTotal : | | 4 | 42 | 2.80 |
| Major : Infant and Toddler Care | | | | |
| | 01 | 4 | 27 | 1.80 |
| Infant and Toddler CareTotal : | | 4 | 27 | 1.80 |
| Major : Massage Therapy | | | | |
| | 01 | 3 | 45 | 3.00 |
| | 02 | 10 | 140 | 9.33 |
| Massage TherapyTotal : | | 13 | 185 | 12.33 |
| Major : Medical Record Coding | | | | |
| | 01 | 1 | 13 | 0.87 |
| | 02 | 17 | 217 | 14.47 |
| Medical Record CodingTotal : | | 18 | 230 | 15.33 |
| Major : Patient Care Technician | | | | |
| | 01 | 4 | 40 | 2.67 |

Central Carolina Technical College

Vitality Report for Term 201820 - Spring 2019

| | Year | HeadCount | Hrs | FTE |
|--|------|-----------|------|--------|
| Certificate | | | | |
| Major : Patient Care Technician | | | | |
| | 02 | 6 | 77 | 5.13 |
| Patient Care TechnicianTotal : | | 10 | 117 | 7.80 |
| Major : Pharmacy Technician | | | | |
| | 01 | 9 | 97 | 6.47 |
| | 02 | 17 | 210 | 14.00 |
| Pharmacy TechnicianTotal : | | 26 | 307 | 20.47 |
| Certificate Total : | | 75 | 908 | 60.53 |
| Diploma | | | | |
| Major : Early Childhood Dev-Diploma | | | | |
| | 01 | 2 | 15 | 1.00 |
| | 02 | 2 | 9 | 0.60 |
| Early Childhood Dev-DiplomaTotal : | | 4 | 24 | 1.60 |
| Major : Medical Assisting | | | | |
| | 01 | 3 | 16 | 1.07 |
| | 02 | 20 | 229 | 15.27 |
| Medical AssistingTotal : | | 23 | 245 | 16.33 |
| Major : Surgical Technology | | | | |
| | 02 | 9 | 88 | 5.87 |
| Surgical TechnologyTotal : | | 9 | 88 | 5.87 |
| Diploma Total : | | 36 | 357 | 23.80 |
| Health Sciences Total : | | 448 | 4124 | 274.93 |

Central Carolina Technical College

Vitality Report for Term 201820 - Spring 2019

| | Year | HeadCount | Hrs | FTE |
|---|------|-----------|-------|---------|
| <u>College : Career Development</u> | | | | |
| Major : Career Development | | | | |
| | 01 | 8 | 34 | 2.27 |
| | 02 | 7 | 39 | 2.60 |
| Career DevelopmentTotal : | | 15 | 73 | 4.87 |
| Major : Career Development/CCAF | | | | |
| | 01 | 3 | 9 | 0.60 |
| Career Development/CCAFTotal : | | 3 | 9 | 0.60 |
| Major : Career Development/Fac-Staff | | | | |
| | 01 | 4 | 15 | 1.00 |
| Career Development/Fac-StaffTotal : | | 4 | 15 | 1.00 |
| Major : Career Development/Senior Citi | | | | |
| | 01 | 8 | 24 | 1.60 |
| | 02 | 1 | 4 | 0.27 |
| Career Development/Senior CitiTotal : | | 9 | 28 | 1.87 |
| Major : Career Development/Transient | | | | |
| | 01 | 6 | 29 | 1.93 |
| | 02 | 3 | 19 | 1.27 |
| Career Development/TransientTotal : | | 9 | 48 | 3.20 |
| Total : | | 40 | 173 | 11.53 |
| Career Development Total : | | 40 | 173 | 11.53 |
| Institute Total : | | 3289 | 29175 | 1945.00 |

Central Carolina Technical College

Vitality Report for Term 201810 - Fall 2018

| | Year | HeadCount | Hrs | FTE |
|--|------|-----------|------|-------|
| <u>College : Business</u> | | | | |
| Associate | | | | |
| Major : Accounting | | | | |
| | 01 | 29 | 265 | 17.67 |
| | 02 | 36 | 304 | 20.27 |
| AccountingTotal : | | 65 | 569 | 37.93 |
| Major : Administrative Office Tech | | | | |
| | 01 | 12 | 99 | 6.60 |
| | 02 | 20 | 148 | 9.87 |
| Administrative Office TechTotal : | | 32 | 247 | 16.47 |
| Major : Computer Technology | | | | |
| | 01 | 63 | 681 | 45.40 |
| | 02 | 38 | 390 | 26.00 |
| Computer TechnologyTotal : | | 101 | 1071 | 71.40 |
| Major : Criminal Justice Technology | | | | |
| | 01 | 51 | 472 | 31.47 |
| | 02 | 20 | 211 | 14.07 |
| Criminal Justice TechnologyTotal : | | 71 | 683 | 45.53 |
| Major : Human Services AAS | | | | |
| | 01 | 36 | 342 | 22.80 |
| | 02 | 70 | 624 | 41.60 |
| Human Services AASTotal : | | 106 | 966 | 64.40 |
| Major : Management | | | | |
| | 01 | 84 | 771 | 51.40 |
| | 02 | 65 | 606 | 40.40 |
| ManagementTotal : | | 149 | 1377 | 91.80 |
| Major : Paralegal | | | | |
| | 01 | 20 | 204 | 13.60 |
| | 02 | 17 | 175 | 11.67 |

Central Carolina Technical College

Vitality Report for Term 201810 - Fall 2018

| | Year | HeadCount | Hrs | FTE |
|---|------|-----------|------|--------|
| Associate | | | | |
| Major : Paralegal | | | | |
| ParalegalTotal : | | 37 | 379 | 25.27 |
| Associate Total : | | 561 | 5292 | 352.80 |
| Certificate | | | | |
| Major : Accounting Specialist | | | | |
| | 01 | 7 | 54 | 3.60 |
| | 02 | 1 | 9 | 0.60 |
| Accounting SpecialistTotal : | | 8 | 63 | 4.20 |
| Major : Computer Specialist | | | | |
| | 01 | 3 | 27 | 1.80 |
| | 02 | 2 | 18 | 1.20 |
| Computer SpecialistTotal : | | 5 | 45 | 3.00 |
| Major : Cybersecurity Certificate | | | | |
| | 01 | 7 | 69 | 4.60 |
| | 02 | 2 | 18 | 1.20 |
| Cybersecurity CertificateTotal : | | 9 | 87 | 5.80 |
| Major : Entrepreneurship/Sm Business | | | | |
| | 01 | 3 | 18 | 1.20 |
| | 02 | 6 | 45 | 3.00 |
| Entrepreneurship/Sm BusinessTotal : | | 9 | 63 | 4.20 |
| Major : Human Resource Specialist Cert | | | | |
| | 01 | 2 | 12 | 0.80 |
| | 02 | 3 | 18 | 1.20 |
| Human Resource Specialist CertTotal : | | 5 | 30 | 2.00 |
| Major : Human Services Cert | | | | |
| | 01 | 4 | 24 | 1.60 |
| Human Services CertTotal : | | 4 | 24 | 1.60 |

Central Carolina Technical College

Vitality Report for Term 201810 - Fall 2018

| | Year | HeadCount | Hrs | FTE |
|---|------|-----------|------|--------|
| Certificate | | | | |
| Major : Information Processing | | | | |
| | 02 | 1 | 6 | 0.40 |
| Information ProcessingTotal : | | 1 | 6 | 0.40 |
| Major : Internetworking | | | | |
| | 01 | 2 | 18 | 1.20 |
| InternetworkingTotal : | | 2 | 18 | 1.20 |
| Major : Medical Office Admin Assistant | | | | |
| | 01 | 6 | 54 | 3.60 |
| | 02 | 6 | 48 | 3.20 |
| Medical Office Admin AssistantTotal : | | 12 | 102 | 6.80 |
| Major : Supervision and Leadership | | | | |
| | 02 | 7 | 57 | 3.80 |
| Supervision and LeadershipTotal : | | 7 | 57 | 3.80 |
| Major : Web Development | | | | |
| | 01 | 2 | 9 | 0.60 |
| | 02 | 1 | 9 | 0.60 |
| Web DevelopmentTotal : | | 3 | 18 | 1.20 |
| Certificate Total : | | 65 | 513 | 34.20 |
| Business Total : | | 626 | 5805 | 387.00 |

Central Carolina Technical College

Vitality Report for Term 201810 - Fall 2018

| | Year | HeadCount | Hrs | FTE |
|---|------|-----------|------|--------|
| College : Industrial Engineering Tech | | | | |
| Associate | | | | |
| Major : Engineering Design Technology | | | | |
| | 01 | 34 | 375 | 25.00 |
| | 02 | 27 | 284 | 18.93 |
| Engineering Design TechnologyTotal : | | 61 | 659 | 43.93 |
| Major : Engineering Graphics Tech | | | | |
| | 02 | 14 | 123 | 8.20 |
| Engineering Graphics TechTotal : | | 14 | 123 | 8.20 |
| Major : Environmental Engineering Tech | | | | |
| | 01 | 13 | 132 | 8.80 |
| | 02 | 19 | 141 | 9.40 |
| Environmental Engineering TechTotal : | | 32 | 273 | 18.20 |
| Major : General Technology | | | | |
| | 01 | 18 | 166 | 11.07 |
| | 02 | 67 | 772 | 51.47 |
| General TechnologyTotal : | | 85 | 938 | 62.53 |
| Major : Natural Resources Management | | | | |
| | 01 | 16 | 180 | 12.00 |
| | 02 | 15 | 174 | 11.60 |
| Natural Resources ManagementTotal : | | 31 | 354 | 23.60 |
| Associate Total : | | 223 | 2347 | 156.47 |
| Certificate | | | | |
| Major : Advanced Air Cond/Heating | | | | |
| | 02 | 6 | 54 | 3.60 |
| Advanced Air Cond/HeatingTotal : | | 6 | 54 | 3.60 |
| Major : Advanced Welding (Pipe) | | | | |
| | 02 | 15 | 171 | 11.40 |

Central Carolina Technical College

Vitality Report for Term 201810 - Fall 2018

| | Year | HeadCount | Hrs | FTE |
|--|------|-----------|-----|-------|
| Certificate | | | | |
| Major : Advanced Welding (Pipe) | | | | |
| Advanced Welding (Pipe)Total : | | 15 | 171 | 11.40 |
| Major : Automotive Technology | | | | |
| | 01 | 14 | 138 | 9.20 |
| | 02 | 4 | 32 | 2.13 |
| Automotive TechnologyTotal : | | 18 | 170 | 11.33 |
| Major : Basic AC and Heating | | | | |
| | 01 | 16 | 193 | 12.87 |
| | 02 | 3 | 33 | 2.20 |
| Basic AC and HeatingTotal : | | 19 | 226 | 15.07 |
| Major : Basic Machining and CNC | | | | |
| | 01 | 16 | 196 | 13.07 |
| Basic Machining and CNCTotal : | | 16 | 196 | 13.07 |
| Major : Basic Mechatronics Technology | | | | |
| | 01 | 28 | 322 | 21.47 |
| | 02 | 13 | 124 | 8.27 |
| Basic Mechatronics TechnologyTotal : | | 41 | 446 | 29.73 |
| Major : Environmental Health, Safety | | | | |
| | 01 | 2 | 12 | 0.80 |
| | 02 | 1 | 3 | 0.20 |
| Environmental Health, SafetyTotal : | | 3 | 15 | 1.00 |
| Major : Wastewater Operator | | | | |
| | 01 | 7 | 42 | 2.80 |
| | 02 | 1 | 3 | 0.20 |
| Wastewater OperatorTotal : | | 8 | 45 | 3.00 |
| Major : Water Operator | | | | |
| | 01 | 4 | 24 | 1.60 |

Central Carolina Technical College

Vitality Report for Term 201810 - Fall 2018

| | Year | HeadCount | Hrs | FTE |
|--|------|-----------|------|--------|
| Certificate | | | | |
| Major : Water Operator | | | | |
| Water OperatorTotal : | | 4 | 24 | 1.60 |
| Major : Welding | | | | |
| | 01 | 48 | 609 | 40.60 |
| | 02 | 3 | 33 | 2.20 |
| WeldingTotal : | | 51 | 642 | 42.80 |
| Certificate Total : | | 181 | 1989 | 132.60 |
| Industrial Engineering Tech Total : | | 404 | 4336 | 289.07 |

Central Carolina Technical College

Vitality Report for Term 201810 - Fall 2018

| | Year | HeadCount | Hrs | FTE |
|---|------|-----------|-------|---------|
| <u>College : Arts and Sciences</u> | | | | |
| Associate | | | | |
| Major : Associate in Arts | | | | |
| | 01 | 702 | 6850 | 456.67 |
| | 02 | 458 | 4200 | 280.00 |
| Associate in ArtsTotal : | | 1160 | 11050 | 736.67 |
| Major : Associate in Science | | | | |
| | 01 | 94 | 1039 | 69.27 |
| | 02 | 114 | 1099 | 73.27 |
| Associate in ScienceTotal : | | 208 | 2138 | 142.53 |
| Associate Total : | | 1368 | 13188 | 879.20 |
| Certificate | | | | |
| Major : General Education | | | | |
| | 01 | 560 | 3980 | 265.33 |
| | 02 | 38 | 463 | 30.87 |
| General EducationTotal : | | 598 | 4443 | 296.20 |
| Certificate Total : | | 598 | 4443 | 296.20 |
| Arts and Sciences Total : | | 1966 | 17631 | 1175.40 |

Central Carolina Technical College

Vitality Report for Term 201810 - Fall 2018

| | Year | HeadCount | Hrs | FTE |
|---|------|-----------|------|--------|
| <u>College : Health Sciences</u> | | | | |
| Associate | | | | |
| Major : Early Care and Education | | | | |
| | 01 | 53 | 456 | 30.40 |
| | 02 | 32 | 261 | 17.40 |
| Early Care and EducationTotal : | | 85 | 717 | 47.80 |
| Major : Nursing (ADN) | | | | |
| | 01 | 3 | 27 | 1.80 |
| | 02 | 208 | 1754 | 116.93 |
| Nursing (ADN)Total : | | 211 | 1781 | 118.73 |
| Associate Total : | | 296 | 2498 | 166.53 |
| Certificate | | | | |
| Major : Early Childhood Dev-Cert | | | | |
| | 01 | 5 | 21 | 1.40 |
| Early Childhood Dev-CertTotal : | | 5 | 21 | 1.40 |
| Major : Infant and Toddler Care | | | | |
| | 01 | 3 | 18 | 1.20 |
| Infant and Toddler CareTotal : | | 3 | 18 | 1.20 |
| Major : Massage Therapy | | | | |
| | 01 | 10 | 140 | 9.33 |
| | 02 | 11 | 130 | 8.67 |
| Massage TherapyTotal : | | 21 | 270 | 18.00 |
| Major : Medical Record Coding | | | | |
| | 01 | 11 | 102 | 6.80 |
| | 02 | 17 | 156 | 10.40 |
| Medical Record CodingTotal : | | 28 | 258 | 17.20 |
| Major : Patient Care Technician | | | | |
| | 01 | 8 | 63 | 4.20 |
| | 02 | 7 | 63 | 4.20 |

Central Carolina Technical College

Vitality Report for Term 201810 - Fall 2018

| | Year | HeadCount | Hrs | FTE |
|--|------|-----------|------|--------|
| Certificate | | | | |
| Major : Patient Care Technician | | | | |
| Patient Care TechnicianTotal : | | 15 | 126 | 8.40 |
| Major : Pharmacy Technician | | | | |
| | 01 | 4 | 33 | 2.20 |
| | 02 | 12 | 154 | 10.27 |
| Pharmacy TechnicianTotal : | | 16 | 187 | 12.47 |
| Certificate Total : | | 88 | 880 | 58.67 |
| Diploma | | | | |
| Major : Early Childhood Dev-Diploma | | | | |
| | 01 | 2 | 18 | 1.20 |
| | 02 | 3 | 21 | 1.40 |
| Early Childhood Dev-DiplomaTotal : | | 5 | 39 | 2.60 |
| Major : Medical Assisting | | | | |
| | 01 | 6 | 32 | 2.13 |
| | 02 | 25 | 350 | 23.33 |
| Medical AssistingTotal : | | 31 | 382 | 25.47 |
| Major : Surgical Technology | | | | |
| | 01 | 1 | 14 | 0.93 |
| | 02 | 19 | 266 | 17.73 |
| Surgical TechnologyTotal : | | 20 | 280 | 18.67 |
| Diploma Total : | | 56 | 701 | 46.73 |
| Health Sciences Total : | | 440 | 4079 | 271.93 |

Central Carolina Technical College

Vitality Report for Term 201810 - Fall 2018

| | Year | HeadCount | Hrs | FTE |
|---|------|-----------|-------|---------|
| <u>College : Career Development</u> | | | | |
| Major : Career Development | | | | |
| | 01 | 8 | 32 | 2.13 |
| | 02 | 3 | 10 | 0.67 |
| Career DevelopmentTotal : | | 11 | 42 | 2.80 |
| Major : Career Development/CCAF | | | | |
| | 01 | 8 | 33 | 2.20 |
| Career Development/CCAFTotal : | | 8 | 33 | 2.20 |
| Major : Career Development/Fac-Staff | | | | |
| | 01 | 2 | 6 | 0.40 |
| | 02 | 3 | 10 | 0.67 |
| Career Development/Fac-StaffTotal : | | 5 | 16 | 1.07 |
| Major : Career Development/Senior Citi | | | | |
| | 01 | 7 | 21 | 1.40 |
| | 02 | 1 | 3 | 0.20 |
| Career Development/Senior CitiTotal : | | 8 | 24 | 1.60 |
| Major : Career Development/Transient | | | | |
| | 01 | 10 | 53 | 3.53 |
| | 02 | 5 | 17 | 1.13 |
| Career Development/TransientTotal : | | 15 | 70 | 4.67 |
| Total : | | 47 | 185 | 12.33 |
| Career Development Total : | | 47 | 185 | 12.33 |
| Institute Total : | | 3483 | 32036 | 2135.73 |

Central Carolina Technical College

Vitality Report for Term 201720 - Spring 2018

| | Year | HeadCount | Hrs | FTE |
|--|------|-----------|------|-------|
| College : Business | | | | |
| Associate | | | | |
| Major : Accounting | | | | |
| | 01 | 22 | 183 | 12.20 |
| | 02 | 47 | 435 | 29.00 |
| AccountingTotal : | | 69 | 618 | 41.20 |
| Major : Administrative Office Tech | | | | |
| | 01 | 11 | 96 | 6.40 |
| | 02 | 20 | 165 | 11.00 |
| Administrative Office TechTotal : | | 31 | 261 | 17.40 |
| Major : Computer Technology | | | | |
| | 01 | 76 | 744 | 49.60 |
| | 02 | 58 | 519 | 34.60 |
| Computer TechnologyTotal : | | 134 | 1263 | 84.20 |
| Major : Criminal Justice Technology | | | | |
| | 01 | 45 | 424 | 28.27 |
| | 02 | 25 | 241 | 16.07 |
| Criminal Justice TechnologyTotal : | | 70 | 665 | 44.33 |
| Major : Human Services AAS | | | | |
| | 01 | 48 | 384 | 25.60 |
| | 02 | 75 | 655 | 43.67 |
| Human Services AASTotal : | | 123 | 1039 | 69.27 |
| Major : Management | | | | |
| | 01 | 69 | 657 | 43.80 |
| | 02 | 69 | 607 | 40.47 |
| ManagementTotal : | | 138 | 1264 | 84.27 |
| Major : Paralegal | | | | |
| | 01 | 19 | 165 | 11.00 |
| | 02 | 20 | 207 | 13.80 |

Central Carolina Technical College

Vitality Report for Term 201720 - Spring 2018

| | Year | HeadCount | Hrs | FTE |
|---|------|-----------|------|--------|
| Associate | | | | |
| Major : Paralegal | | | | |
| ParalegalTotal : | | 39 | 372 | 24.80 |
| Associate Total : | | 604 | 5482 | 365.47 |
| Certificate | | | | |
| Major : Accounting Specialist | | | | |
| | 01 | 6 | 54 | 3.60 |
| | 02 | 3 | 12 | 0.80 |
| Accounting SpecialistTotal : | | 9 | 66 | 4.40 |
| Major : Computer Specialist | | | | |
| | 01 | 9 | 87 | 5.80 |
| Computer SpecialistTotal : | | 9 | 87 | 5.80 |
| Major : Cybersecurity Certificate | | | | |
| | 01 | 2 | 22 | 1.47 |
| Cybersecurity CertificateTotal : | | 2 | 22 | 1.47 |
| Major : Entrepreneurship/Sm Business | | | | |
| | 01 | 3 | 30 | 2.00 |
| | 02 | 5 | 39 | 2.60 |
| Entrepreneurship/Sm BusinessTotal : | | 8 | 69 | 4.60 |
| Major : Gerontology | | | | |
| | 01 | 1 | 3 | 0.20 |
| | 02 | 1 | 6 | 0.40 |
| GerontologyTotal : | | 2 | 9 | 0.60 |
| Major : Human Services Cert | | | | |
| | 01 | 2 | 22 | 1.47 |
| | 02 | 3 | 13 | 0.87 |
| Human Services CertTotal : | | 5 | 35 | 2.33 |
| Major : Internetworking | | | | |

Central Carolina Technical College

Vitality Report for Term 201720 - Spring 2018

| | Year | HeadCount | Hrs | FTE |
|---|------|-----------|------|--------|
| Certificate | | | | |
| Major : Internetworking | | | | |
| | 02 | 1 | 9 | 0.60 |
| InternetworkingTotal : | | 1 | 9 | 0.60 |
| Major : Medical Office Admin Assistant | | | | |
| | 01 | 7 | 63 | 4.20 |
| | 02 | 6 | 39 | 2.60 |
| Medical Office Admin AssistantTotal : | | 13 | 102 | 6.80 |
| Major : Supervision and Leadership | | | | |
| | 01 | 1 | 6 | 0.40 |
| | 02 | 2 | 9 | 0.60 |
| Supervision and LeadershipTotal : | | 3 | 15 | 1.00 |
| Major : Web Development | | | | |
| | 01 | 2 | 9 | 0.60 |
| | 02 | 1 | 6 | 0.40 |
| Web DevelopmentTotal : | | 3 | 15 | 1.00 |
| Certificate Total : | | 55 | 429 | 28.60 |
| Diploma | | | | |
| Major : Administrative Support | | | | |
| | 01 | 2 | 13 | 0.87 |
| | 02 | 2 | 21 | 1.40 |
| Administrative SupportTotal : | | 4 | 34 | 2.27 |
| Diploma Total : | | 4 | 34 | 2.27 |
| Business Total : | | 663 | 5945 | 396.33 |

Central Carolina Technical College

Vitality Report for Term 201720 - Spring 2018

| | Year | HeadCount | Hrs | FTE |
|---|------|-----------|------|--------|
| College : Industrial Engineering Tech | | | | |
| Associate | | | | |
| Major : Engineering Design Technology | | | | |
| | 01 | 27 | 252 | 16.80 |
| | 02 | 19 | 182 | 12.13 |
| Engineering Design TechnologyTotal : | | 46 | 434 | 28.93 |
| Major : Engineering Graphics Tech | | | | |
| | 01 | 2 | 9 | 0.60 |
| | 02 | 33 | 266 | 17.73 |
| Engineering Graphics TechTotal : | | 35 | 275 | 18.33 |
| Major : Environmental Engineering Tech | | | | |
| | 01 | 6 | 45 | 3.00 |
| | 02 | 17 | 138 | 9.20 |
| Environmental Engineering TechTotal : | | 23 | 183 | 12.20 |
| Major : General Technology | | | | |
| | 01 | 12 | 115 | 7.67 |
| | 02 | 49 | 568 | 37.87 |
| General TechnologyTotal : | | 61 | 683 | 45.53 |
| Major : Natural Resources Management | | | | |
| | 01 | 16 | 177 | 11.80 |
| | 02 | 13 | 150 | 10.00 |
| Natural Resources ManagementTotal : | | 29 | 327 | 21.80 |
| Associate Total : | | 194 | 1902 | 126.80 |
| Certificate | | | | |
| Major : Advanced CNC Certificate | | | | |
| | 02 | 1 | 9 | 0.60 |
| Advanced CNC CertificateTotal : | | 1 | 9 | 0.60 |
| Major : Advanced Mechatronics Tech | | | | |
| | 02 | 2 | 22 | 1.47 |

Central Carolina Technical College

Vitality Report for Term 201720 - Spring 2018

| | Year | HeadCount | Hrs | FTE |
|--|------|-----------|-----|-------|
| Certificate | | | | |
| Major : Advanced Mechatronics Tech | | | | |
| Advanced Mechatronics TechTotal : | | 2 | 22 | 1.47 |
| Major : Advanced Welding (Pipe) | | | | |
| | 02 | 22 | 276 | 18.40 |
| Advanced Welding (Pipe)Total : | | 22 | 276 | 18.40 |
| Major : Automotive Diagnostic Tech | | | | |
| | 01 | 2 | 17 | 1.13 |
| | 02 | 4 | 48 | 3.20 |
| Automotive Diagnostic TechTotal : | | 6 | 65 | 4.33 |
| Major : Automotive Technology | | | | |
| | 01 | 11 | 124 | 8.27 |
| | 02 | 3 | 42 | 2.80 |
| Automotive TechnologyTotal : | | 14 | 166 | 11.07 |
| Major : Basic AC and Heating | | | | |
| | 01 | 11 | 106 | 7.07 |
| | 02 | 11 | 112 | 7.47 |
| Basic AC and HeatingTotal : | | 22 | 218 | 14.53 |
| Major : Basic Machining and CNC | | | | |
| | 01 | 8 | 82 | 5.47 |
| | 02 | 6 | 60 | 4.00 |
| Basic Machining and CNCTotal : | | 14 | 142 | 9.47 |
| Major : Basic Mechatronics Technology | | | | |
| | 01 | 23 | 258 | 17.20 |
| | 02 | 10 | 126 | 8.40 |
| Basic Mechatronics TechnologyTotal : | | 33 | 384 | 25.60 |
| Major : Environmental Health, Safety | | | | |
| | 01 | 3 | 15 | 1.00 |

Central Carolina Technical College

Vitality Report for Term 201720 - Spring 2018

| | Year | HeadCount | Hrs | FTE |
|---|------|-----------|------|--------|
| Certificate | | | | |
| Major : Environmental Health, Safety | | | | |
| | 02 | 1 | 3 | 0.20 |
| Environmental Health, SafetyTotal : | | 4 | 18 | 1.20 |
| Major : Mechatronics Fund Tech Cert | | | | |
| | 01 | 5 | 40 | 2.67 |
| Mechatronics Fund Tech CertTotal : | | 5 | 40 | 2.67 |
| Major : Wastewater Operator | | | | |
| | 01 | 12 | 72 | 4.80 |
| | 02 | 3 | 15 | 1.00 |
| Wastewater OperatorTotal : | | 15 | 87 | 5.80 |
| Major : Water Operator | | | | |
| | 01 | 6 | 36 | 2.40 |
| Water OperatorTotal : | | 6 | 36 | 2.40 |
| Major : Welding | | | | |
| | 01 | 42 | 467 | 31.13 |
| | 02 | 7 | 71 | 4.73 |
| WeldingTotal : | | 49 | 538 | 35.87 |
| Certificate Total : | | 193 | 2001 | 133.40 |
| Industrial Engineering Tech Total : | | 387 | 3903 | 260.20 |

Central Carolina Technical College

Vitality Report for Term 201720 - Spring 2018

| | Year | HeadCount | Hrs | FTE |
|---|------|-----------|-------|---------|
| <u>College : Arts and Sciences</u> | | | | |
| Associate | | | | |
| Major : Associate in Arts | | | | |
| | 01 | 635 | 5700 | 380.00 |
| | 02 | 466 | 4143 | 276.20 |
| Associate in ArtsTotal : | | 1101 | 9843 | 656.20 |
| Major : Associate in Science | | | | |
| | 01 | 93 | 910 | 60.67 |
| | 02 | 109 | 1124 | 74.93 |
| Associate in ScienceTotal : | | 202 | 2034 | 135.60 |
| Associate Total : | | 1303 | 11877 | 791.80 |
| Certificate | | | | |
| Major : General Education | | | | |
| | 01 | 541 | 3642 | 242.80 |
| | 02 | 44 | 548 | 36.53 |
| General EducationTotal : | | 585 | 4190 | 279.33 |
| Certificate Total : | | 585 | 4190 | 279.33 |
| Arts and Sciences Total : | | 1888 | 16067 | 1071.13 |

Central Carolina Technical College

Vitality Report for Term 201720 - Spring 2018

| | Year | HeadCount | Hrs | FTE |
|---|------|-----------|------|--------|
| College : Health Sciences | | | | |
| Associate | | | | |
| Major : Early Care and Education | | | | |
| | 01 | 47 | 381 | 25.40 |
| | 02 | 36 | 328 | 21.87 |
| Early Care and EducationTotal : | | 83 | 709 | 47.27 |
| Major : Nursing (ADN) | | | | |
| | 02 | 239 | 1951 | 130.07 |
| Nursing (ADN)Total : | | 239 | 1951 | 130.07 |
| Associate Total : | | 322 | 2660 | 177.33 |
| Certificate | | | | |
| Major : Early Childhood Dev-Cert | | | | |
| | 01 | 3 | 21 | 1.40 |
| Early Childhood Dev-CertTotal : | | 3 | 21 | 1.40 |
| Major : Infant and Toddler Care | | | | |
| | 01 | 1 | 6 | 0.40 |
| | 02 | 1 | 9 | 0.60 |
| Infant and Toddler CareTotal : | | 2 | 15 | 1.00 |
| Major : Massage Therapy | | | | |
| | 01 | 6 | 80 | 5.33 |
| | 02 | 9 | 121 | 8.07 |
| Massage TherapyTotal : | | 15 | 201 | 13.40 |
| Major : Medical Record Coding | | | | |
| | 02 | 14 | 182 | 12.13 |
| Medical Record CodingTotal : | | 14 | 182 | 12.13 |
| Major : Patient Care Technician | | | | |
| | 01 | 6 | 53 | 3.53 |
| | 02 | 6 | 58 | 3.87 |

Central Carolina Technical College

Vitality Report for Term 201720 - Spring 2018

| | Year | HeadCount | Hrs | FTE |
|--|------|------------|-------------|---------------|
| Certificate | | | | |
| Major : Patient Care Technician | | | | |
| Patient Care TechnicianTotal : | | 12 | 111 | 7.40 |
| Major : Pharmacy Technician | | | | |
| | 01 | 4 | 43 | 2.87 |
| | 02 | 19 | 247 | 16.47 |
| Pharmacy TechnicianTotal : | | 23 | 290 | 19.33 |
| Certificate Total : | | 69 | 820 | 54.67 |
| Diploma | | | | |
| Major : Early Childhood Dev-Diploma | | | | |
| | 01 | 2 | 9 | 0.60 |
| | 02 | 2 | 18 | 1.20 |
| Early Childhood Dev-DiplomaTotal : | | 4 | 27 | 1.80 |
| Major : Medical Assisting | | | | |
| | 01 | 1 | 6 | 0.40 |
| | 02 | 14 | 159 | 10.60 |
| Medical AssistingTotal : | | 15 | 165 | 11.00 |
| Major : Surgical Technology | | | | |
| | 02 | 6 | 54 | 3.60 |
| Surgical TechnologyTotal : | | 6 | 54 | 3.60 |
| Diploma Total : | | 25 | 246 | 16.40 |
| Health Sciences Total : | | 416 | 3726 | 248.40 |

Central Carolina Technical College

Vitality Report for Term 201720 - Spring 2018

| | Year | HeadCount | Hrs | FTE |
|---|------|-----------|-------|---------|
| <u>College : Career Development</u> | | | | |
| Major : Career Development | | | | |
| | 01 | 12 | 49 | 3.27 |
| | 02 | 2 | 8 | 0.53 |
| Career DevelopmentTotal : | | 14 | 57 | 3.80 |
| Major : Career Development/CCAF | | | | |
| | 01 | 8 | 27 | 1.80 |
| Career Development/CCAFTotal : | | 8 | 27 | 1.80 |
| Major : Career Development/Fac-Staff | | | | |
| | 01 | 1 | 3 | 0.20 |
| Career Development/Fac-StaffTotal : | | 1 | 3 | 0.20 |
| Major : Career Development/Senior Citi | | | | |
| | 01 | 5 | 16 | 1.07 |
| | 02 | 1 | 3 | 0.20 |
| Career Development/Senior CitiTotal : | | 6 | 19 | 1.27 |
| Major : Career Development/Transient | | | | |
| | 01 | 15 | 65 | 4.33 |
| | 02 | 3 | 10 | 0.67 |
| Career Development/TransientTotal : | | 18 | 75 | 5.00 |
| Total : | | 47 | 181 | 12.07 |
| Career Development Total : | | 47 | 181 | 12.07 |
| Institute Total : | | 3401 | 29822 | 1988.13 |

Central Carolina Technical College

Vitality Report for Term 201710 - Fall 2017

| | Year | HeadCount | Hrs | FTE |
|--|------|-----------|------|--------|
| College : Business | | | | |
| Associate | | | | |
| Major : Accounting | | | | |
| | 01 | 24 | 246 | 16.40 |
| | 02 | 37 | 339 | 22.60 |
| AccountingTotal : | | 61 | 585 | 39.00 |
| Major : Administrative Office Tech | | | | |
| | 01 | 11 | 96 | 6.40 |
| | 02 | 18 | 147 | 9.80 |
| Administrative Office TechTotal : | | 29 | 243 | 16.20 |
| Major : Computer Technology | | | | |
| | 01 | 100 | 1041 | 69.40 |
| | 02 | 55 | 498 | 33.20 |
| Computer TechnologyTotal : | | 155 | 1539 | 102.60 |
| Major : Criminal Justice Technology | | | | |
| | 01 | 65 | 643 | 42.87 |
| | 02 | 26 | 230 | 15.33 |
| Criminal Justice TechnologyTotal : | | 91 | 873 | 58.20 |
| Major : Human Services AAS | | | | |
| | 01 | 57 | 486 | 32.40 |
| | 02 | 67 | 588 | 39.20 |
| Human Services AASTotal : | | 124 | 1074 | 71.60 |
| Major : Management | | | | |
| | 01 | 86 | 807 | 53.80 |
| | 02 | 73 | 639 | 42.60 |
| ManagementTotal : | | 159 | 1446 | 96.40 |
| Major : Paralegal | | | | |
| | 01 | 19 | 168 | 11.20 |
| | 02 | 22 | 225 | 15.00 |

Central Carolina Technical College

Vitality Report for Term 201710 - Fall 2017

| | Year | HeadCount | Hrs | FTE |
|---|------|-----------|------|--------|
| Associate | | | | |
| Major : Paralegal | | | | |
| ParalegalTotal : | | 41 | 393 | 26.20 |
| Associate Total : | | 660 | 6153 | 410.20 |
| Certificate | | | | |
| Major : Accounting Specialist | | | | |
| | 01 | 6 | 54 | 3.60 |
| | 02 | 4 | 24 | 1.60 |
| Accounting SpecialistTotal : | | 10 | 78 | 5.20 |
| Major : Computer Specialist | | | | |
| | 01 | 6 | 42 | 2.80 |
| | 02 | 1 | 6 | 0.40 |
| Computer SpecialistTotal : | | 7 | 48 | 3.20 |
| Major : Cybersecurity Certificate | | | | |
| | 01 | 2 | 24 | 1.60 |
| | 02 | 1 | 6 | 0.40 |
| Cybersecurity CertificateTotal : | | 3 | 30 | 2.00 |
| Major : Entrepreneurship/Sm Business | | | | |
| | 01 | 1 | 9 | 0.60 |
| | 02 | 2 | 18 | 1.20 |
| Entrepreneurship/Sm BusinessTotal : | | 3 | 27 | 1.80 |
| Major : Gerontology | | | | |
| | 01 | 2 | 20 | 1.33 |
| | 02 | 1 | 8 | 0.53 |
| GerontologyTotal : | | 3 | 28 | 1.87 |
| Major : Human Services Cert | | | | |
| | 01 | 5 | 30 | 2.00 |
| | 02 | 2 | 13 | 0.87 |
| Human Services CertTotal : | | 7 | 43 | 2.87 |

Central Carolina Technical College

Vitality Report for Term 201710 - Fall 2017

| | Year | HeadCount | Hrs | FTE |
|---|------|-----------|------|--------|
| Certificate | | | | |
| Major : Human Services Cert | | | | |
| Major : Internetworking | | | | |
| | 01 | 1 | 6 | 0.40 |
| | 02 | 3 | 21 | 1.40 |
| InternetworkingTotal : | | 4 | 27 | 1.80 |
| Major : Medical Office Admin Assistant | | | | |
| | 01 | 16 | 120 | 8.00 |
| | 02 | 6 | 38 | 2.53 |
| Medical Office Admin AssistantTotal : | | 22 | 158 | 10.53 |
| Major : Supervision and Leadership | | | | |
| | 01 | 2 | 15 | 1.00 |
| | 02 | 3 | 15 | 1.00 |
| Supervision and LeadershipTotal : | | 5 | 30 | 2.00 |
| Major : Web Development | | | | |
| | 01 | 2 | 18 | 1.20 |
| Web DevelopmentTotal : | | 2 | 18 | 1.20 |
| Certificate Total : | | 66 | 487 | 32.47 |
| Diploma | | | | |
| Major : Administrative Support | | | | |
| | 01 | 3 | 18 | 1.20 |
| | 02 | 1 | 6 | 0.40 |
| Administrative SupportTotal : | | 4 | 24 | 1.60 |
| Diploma Total : | | 4 | 24 | 1.60 |
| Business Total : | | 730 | 6664 | 444.27 |

Central Carolina Technical College

Vitality Report for Term 201710 - Fall 2017

| | Year | HeadCount | Hrs | FTE |
|---|------|-----------|------|--------|
| College : Industrial Engineering Tech | | | | |
| Associate | | | | |
| Major : Engineering Design Technology | | | | |
| | 01 | 27 | 288 | 19.20 |
| | 02 | 11 | 112 | 7.47 |
| Engineering Design TechnologyTotal : | | 38 | 400 | 26.67 |
| Major : Engineering Graphics Tech | | | | |
| | 01 | 8 | 73 | 4.87 |
| | 02 | 33 | 321 | 21.40 |
| Engineering Graphics TechTotal : | | 41 | 394 | 26.27 |
| Major : Environmental Engineering Tech | | | | |
| | 01 | 10 | 84 | 5.60 |
| | 02 | 12 | 93 | 6.20 |
| Environmental Engineering TechTotal : | | 22 | 177 | 11.80 |
| Major : General Technology | | | | |
| | 01 | 17 | 162 | 10.80 |
| | 02 | 57 | 660 | 44.00 |
| General TechnologyTotal : | | 74 | 822 | 54.80 |
| Major : Natural Resources Management | | | | |
| | 01 | 24 | 270 | 18.00 |
| | 02 | 13 | 141 | 9.40 |
| Natural Resources ManagementTotal : | | 37 | 411 | 27.40 |
| Associate Total : | | 212 | 2204 | 146.93 |
| Certificate | | | | |
| Major : Advanced CNC Certificate | | | | |
| | 02 | 1 | 9 | 0.60 |
| Advanced CNC CertificateTotal : | | 1 | 9 | 0.60 |
| Major : Advanced Mechatronics Tech | | | | |
| | 02 | 3 | 30 | 2.00 |

Central Carolina Technical College

Vitality Report for Term 201710 - Fall 2017

| | Year | HeadCount | Hrs | FTE |
|--|------|-----------|-----|-------|
| Certificate | | | | |
| Major : Advanced Mechatronics Tech | | | | |
| Advanced Mechatronics TechTotal : | | 3 | 30 | 2.00 |
| Major : Advanced Welding (Pipe) | | | | |
| | 02 | 27 | 336 | 22.40 |
| Advanced Welding (Pipe)Total : | | 27 | 336 | 22.40 |
| Major : Automotive Diagnostic Tech | | | | |
| | 01 | 2 | 23 | 1.53 |
| | 02 | 5 | 50 | 3.33 |
| Automotive Diagnostic TechTotal : | | 7 | 73 | 4.87 |
| Major : Automotive Technology | | | | |
| | 01 | 16 | 137 | 9.13 |
| | 02 | 1 | 9 | 0.60 |
| Automotive TechnologyTotal : | | 17 | 146 | 9.73 |
| Major : Basic AC and Heating | | | | |
| | 01 | 23 | 235 | 15.67 |
| | 02 | 5 | 44 | 2.93 |
| Basic AC and HeatingTotal : | | 28 | 279 | 18.60 |
| Major : Basic Machining and CNC | | | | |
| | 01 | 12 | 148 | 9.87 |
| | 02 | 6 | 51 | 3.40 |
| Basic Machining and CNCTotal : | | 18 | 199 | 13.27 |
| Major : Basic Mechatronics Technology | | | | |
| | 01 | 27 | 279 | 18.60 |
| | 02 | 5 | 49 | 3.27 |
| Basic Mechatronics TechnologyTotal : | | 32 | 328 | 21.87 |
| Major : Environmental Health, Safety | | | | |
| | 01 | 3 | 15 | 1.00 |

Central Carolina Technical College

Vitality Report for Term 201710 - Fall 2017

| | Year | HeadCount | Hrs | FTE |
|---|------|-----------|------|--------|
| Certificate | | | | |
| Major : Environmental Health, Safety | | | | |
| Environmental Health, SafetyTotal : | | 3 | 15 | 1.00 |
| Major : Mechatronics Fund Tech Cert | | | | |
| | 01 | 4 | 24 | 1.60 |
| Mechatronics Fund Tech CertTotal : | | 4 | 24 | 1.60 |
| Major : Wastewater Operator | | | | |
| | 01 | 3 | 18 | 1.20 |
| | 02 | 2 | 9 | 0.60 |
| Wastewater OperatorTotal : | | 5 | 27 | 1.80 |
| Major : Water Operator | | | | |
| | 01 | 4 | 24 | 1.60 |
| Water OperatorTotal : | | 4 | 24 | 1.60 |
| Major : Welding | | | | |
| | 01 | 56 | 698 | 46.53 |
| | 02 | 3 | 33 | 2.20 |
| WeldingTotal : | | 59 | 731 | 48.73 |
| Certificate Total : | | 208 | 2221 | 148.07 |
| Industrial Engineering Tech Total : | | 420 | 4425 | 295.00 |

Central Carolina Technical College

Vitality Report for Term 201710 - Fall 2017

| | Year | HeadCount | Hrs | FTE |
|---|------|-----------|-------|---------|
| <u>College : Arts and Sciences</u> | | | | |
| Associate | | | | |
| Major : Associate in Arts | | | | |
| | 01 | 753 | 7216 | 481.07 |
| | 02 | 449 | 3952 | 263.47 |
| Associate in ArtsTotal : | | 1202 | 11168 | 744.53 |
| Major : Associate in Science | | | | |
| | 01 | 154 | 1645 | 109.67 |
| | 02 | 112 | 1085 | 72.33 |
| Associate in ScienceTotal : | | 266 | 2730 | 182.00 |
| Associate Total : | | 1468 | 13898 | 926.53 |
| Certificate | | | | |
| Major : General Education | | | | |
| | 01 | 550 | 3817 | 254.47 |
| | 02 | 34 | 424 | 28.27 |
| General EducationTotal : | | 584 | 4241 | 282.73 |
| Certificate Total : | | 584 | 4241 | 282.73 |
| Arts and Sciences Total : | | 2052 | 18139 | 1209.27 |

Central Carolina Technical College

Vitality Report for Term 201710 - Fall 2017

| | Year | HeadCount | Hrs | FTE |
|--|------|-----------|------|--------|
| College : Health Sciences | | | | |
| Associate | | | | |
| Major : Early Care and Education | | | | |
| | 01 | 58 | 540 | 36.00 |
| | 02 | 38 | 330 | 22.00 |
| Early Care and EducationTotal : | | 96 | 870 | 58.00 |
| Major : Nursing (ADN) | | | | |
| | 02 | 186 | 1566 | 104.40 |
| Nursing (ADN)Total : | | 186 | 1566 | 104.40 |
| Associate Total : | | 282 | 2436 | 162.40 |
| Certificate | | | | |
| Major : Early Childhood Dev-Cert | | | | |
| | 01 | 3 | 36 | 2.40 |
| | 02 | 1 | 3 | 0.20 |
| Early Childhood Dev-CertTotal : | | 4 | 39 | 2.60 |
| Major : Infant and Toddler Care | | | | |
| | 01 | 1 | 6 | 0.40 |
| | 02 | 2 | 15 | 1.00 |
| Infant and Toddler CareTotal : | | 3 | 21 | 1.40 |
| Major : Medical Record Coding | | | | |
| | 01 | 5 | 42 | 2.80 |
| | 02 | 19 | 177 | 11.80 |
| Medical Record CodingTotal : | | 24 | 219 | 14.60 |
| Major : Nursing Assistant Certificate | | | | |
| | 01 | 1 | 7 | 0.47 |
| Nursing Assistant CertificateTotal : | | 1 | 7 | 0.47 |
| Major : Patient Care Technician | | | | |
| | 01 | 11 | 113 | 7.53 |
| | 02 | 8 | 74 | 4.93 |

Central Carolina Technical College

Vitality Report for Term 201710 - Fall 2017

| | Year | HeadCount | Hrs | FTE |
|--|------|-----------|------|--------|
| Certificate | | | | |
| Major : Patient Care Technician | | | | |
| Patient Care TechnicianTotal : | | 19 | 187 | 12.47 |
| Major : Pharmacy Technician | | | | |
| | 01 | 5 | 62 | 4.13 |
| | 02 | 9 | 126 | 8.40 |
| Pharmacy TechnicianTotal : | | 14 | 188 | 12.53 |
| Certificate Total : | | 65 | 661 | 44.07 |
| Diploma | | | | |
| Major : Early Childhood Dev-Diploma | | | | |
| | 01 | 2 | 15 | 1.00 |
| Early Childhood Dev-DiplomaTotal : | | 2 | 15 | 1.00 |
| Major : Medical Assisting | | | | |
| | 02 | 13 | 170 | 11.33 |
| Medical AssistingTotal : | | 13 | 170 | 11.33 |
| Major : Surgical Technology | | | | |
| | 01 | 1 | 4 | 0.27 |
| | 02 | 20 | 275 | 18.33 |
| Surgical TechnologyTotal : | | 21 | 279 | 18.60 |
| Diploma Total : | | 36 | 464 | 30.93 |
| Health Sciences Total : | | 383 | 3561 | 237.40 |

Central Carolina Technical College

Vitality Report for Term 201710 - Fall 2017

| | Year | HeadCount | Hrs | FTE |
|---|------|-----------|-------|---------|
| <u>College : Career Development</u> | | | | |
| Major : Career Development | | | | |
| | 01 | 9 | 31 | 2.07 |
| | 02 | 1 | 4 | 0.27 |
| Career DevelopmentTotal : | | 10 | 35 | 2.33 |
| Major : Career Development/CCAF | | | | |
| | 01 | 10 | 48 | 3.20 |
| | 02 | 1 | 3 | 0.20 |
| Career Development/CCAFTotal : | | 11 | 51 | 3.40 |
| Major : Career Development/Fac-Staff | | | | |
| | 01 | 3 | 9 | 0.60 |
| | 02 | 1 | 3 | 0.20 |
| Career Development/Fac-StaffTotal : | | 4 | 12 | 0.80 |
| Major : Career Development/Senior Citi | | | | |
| | 01 | 8 | 29 | 1.93 |
| | 02 | 1 | 3 | 0.20 |
| Career Development/Senior CitiTotal : | | 9 | 32 | 2.13 |
| Major : Career Development/Transient | | | | |
| | 01 | 6 | 21 | 1.40 |
| | 02 | 5 | 20 | 1.33 |
| Career Development/TransientTotal : | | 11 | 41 | 2.73 |
| Total : | | 45 | 171 | 11.40 |
| Career Development Total : | | 45 | 171 | 11.40 |
| Institute Total : | | 3630 | 32960 | 2197.33 |

Central Carolina Technical College
2021 Fall Headcount By Ethnicity, Gender for the Four-County Area + Other

| County | Ethnicity | Female | Male | Total |
|------------------|------------------------------------|---------------|-------------|--------------|
| Clarendon | Black/African American | 73 | 28 | 101 |
| | White/Non-Hispanic | 81 | 53 | 134 |
| | Hispanic | 7 | 0 | 7 |
| | American Indian | 0 | 0 | 0 |
| | Native Hawaiian | 2 | 2 | 4 |
| | Two or More | 2 | 0 | 2 |
| | Unknown | 3 | 0 | 3 |
| | Asian | 2 | 1 | 3 |
| TOTAL | | 170 | 84 | 254 |
| Kershaw | Black/African American | 96 | 39 | 135 |
| | White/Non-Hispanic | 276 | 167 | 443 |
| | Hispanic | 24 | 16 | 40 |
| | American Indian | 0 | 0 | 0 |
| | Native Hawaiian | 5 | 2 | 7 |
| | Two or More | 7 | 2 | 9 |
| | Unknown | 1 | 1 | 2 |
| | Asian | 3 | 2 | 5 |
| TOTAL | | 412 | 229 | 641 |
| Lee | Black/African American | 59 | 16 | 75 |
| | White/Non-Hispanic | 28 | 39 | 67 |
| | Hispanic | 2 | 0 | 2 |
| | American Indian | 0 | 0 | 0 |
| | Native Hawaiian | 1 | 1 | 2 |
| | Two or More | 1 | 0 | 1 |
| | Unknown | 0 | 0 | 0 |
| | Asian | 1 | 0 | 1 |
| TOTAL | | 92 | 56 | 148 |
| Other | Black/African American | 151 | 21 | 172 |
| | White/Non-Hispanic | 90 | 50 | 140 |
| | Hispanic | 10 | 2 | 12 |
| | American Indian | 0 | 0 | 0 |
| | Native Hawaiian | 4 | 1 | 5 |
| | Two or More | 4 | 0 | 4 |
| | Unknown | 1 | 0 | 1 |
| | Asian | 3 | 1 | 4 |
| TOTAL | | 263 | 75 | 338 |
| Sumter | Black/African American | 406 | 164 | 570 |
| | White/Non-Hispanic | 368 | 204 | 572 |
| | Hispanic | 45 | 20 | 65 |
| | American Indian | 1 | 0 | 1 |
| | Native Hawaiian | 2 | 9 | 11 |
| | Two or More | 14 | 10 | 24 |
| | Unknown | 0 | 3 | 3 |
| | Asian | 10 | 3 | 13 |
| TOTAL | | 846 | 413 | 1259 |
| Sum Total | All CCTC 2021 Fall Students | 1783 | 857 | 2640 |

Central Carolina Technical College
2020 Fall Headcount By Ethnicity, Gender for the Four-County Area + Other

| County | Ethnicity | Female | Male | Total |
|------------------|------------------------------------|---------------|-------------|--------------|
| Clarendon | Black/African American | 103 | 32 | 135 |
| | White/Non-Hispanic | 112 | 55 | 167 |
| | Hispanic | 9 | 2 | 11 |
| | American Indian | 0 | 0 | 0 |
| | Native Hawaiian | 1 | 0 | 1 |
| | Two or More | 1 | 1 | 2 |
| | Unknown | 2 | 1 | 3 |
| | Asian | 3 | 1 | 4 |
| TOTAL | | 231 | 92 | 323 |
| Kershaw | Black/African American | 100 | 52 | 152 |
| | White/Non-Hispanic | 296 | 174 | 470 |
| | Hispanic | 17 | 14 | 31 |
| | American Indian | 0 | 0 | 0 |
| | Native Hawaiian | 0 | 1 | 1 |
| | Two or More | 12 | 2 | 14 |
| | Unknown | 5 | 1 | 6 |
| | Asian | 4 | 2 | 6 |
| TOTAL | | 434 | 246 | 680 |
| Lee | Black/African American | 71 | 21 | 92 |
| | White/Non-Hispanic | 48 | 29 | 77 |
| | Hispanic | 3 | 1 | 4 |
| | American Indian | 0 | 0 | 0 |
| | Native Hawaiian | 0 | 0 | 0 |
| | Two or More | 1 | 0 | 1 |
| | Unknown | 1 | 0 | 1 |
| | Asian | 0 | 0 | 0 |
| TOTAL | | 124 | 51 | 175 |
| Other | Black/African American | 132 | 21 | 153 |
| | White/Non-Hispanic | 94 | 56 | 150 |
| | Hispanic | 12 | 1 | 13 |
| | American Indian | 0 | 0 | 0 |
| | Native Hawaiian | 1 | 1 | 2 |
| | Two or More | 4 | 1 | 5 |
| | Unknown | 2 | 4 | 6 |
| | Asian | 2 | 2 | 4 |
| TOTAL | | 247 | 86 | 333 |
| Sumter | Black/African American | 452 | 173 | 625 |
| | White/Non-Hispanic | 425 | 206 | 631 |
| | Hispanic | 35 | 25 | 60 |
| | American Indian | 2 | 0 | 2 |
| | Native Hawaiian | 2 | 0 | 2 |
| | Two or More | 14 | 10 | 24 |
| | Unknown | 10 | 5 | 15 |
| | Asian | 11 | 4 | 15 |
| TOTAL | | 951 | 423 | 1374 |
| Sum Total | All CCTC 2020 Fall Students | 1987 | 898 | 2885 |

Central Carolina Technical College
2019 Fall Headcount By Ethnicity, Gender for the Four-County Area + Other

| County | Ethnicity | Female | Male | Total |
|------------------|------------------------------------|---------------|-------------|--------------|
| Clarendon | Black/African American | 118 | 54 | 172 |
| | White/Non-Hispanic | 130 | 68 | 198 |
| | Hispanic | 10 | 4 | 14 |
| | American Indian | 0 | 0 | 0 |
| | Native Hawaiian | 1 | 0 | 1 |
| | Two or More | 3 | 2 | 5 |
| | Unknown | 3 | 2 | 5 |
| | Asian | 5 | 2 | 7 |
| TOTAL | | 270 | 132 | 402 |
| Kershaw | Black/African American | 90 | 65 | 155 |
| | White/Non-Hispanic | 307 | 211 | 518 |
| | Hispanic | 22 | 14 | 36 |
| | American Indian | 0 | 0 | 0 |
| | Native Hawaiian | 0 | 0 | 0 |
| | Two or More | 8 | 5 | 13 |
| | Unknown | 4 | 1 | 5 |
| | Asian | 5 | 1 | 6 |
| TOTAL | | 436 | 297 | 733 |
| Lee | Black/African American | 77 | 31 | 108 |
| | White/Non-Hispanic | 39 | 26 | 65 |
| | Hispanic | 2 | 0 | 2 |
| | American Indian | 0 | 0 | 0 |
| | Native Hawaiian | 0 | 0 | 0 |
| | Two or More | 0 | 0 | 0 |
| | Unknown | 1 | 0 | 1 |
| | Asian | 0 | 0 | 0 |
| TOTAL | | 119 | 57 | 176 |
| Other | Black/African American | 129 | 21 | 150 |
| | White/Non-Hispanic | 99 | 57 | 156 |
| | Hispanic | 13 | 2 | 15 |
| | American Indian | 1 | 0 | 1 |
| | Native Hawaiian | 0 | 0 | 0 |
| | Two or More | 6 | 3 | 9 |
| | Unknown | 3 | 5 | 8 |
| | Asian | 0 | 2 | 2 |
| TOTAL | | 251 | 90 | 341 |
| Sumter | Black/African American | 587 | 225 | 812 |
| | White/Non-Hispanic | 478 | 274 | 752 |
| | Hispanic | 38 | 24 | 62 |
| | American Indian | 3 | 0 | 3 |
| | Native Hawaiian | 1 | 0 | 1 |
| | Two or More | 25 | 13 | 38 |
| | Unknown | 12 | 14 | 26 |
| | Asian | 11 | 4 | 15 |
| TOTAL | | 1155 | 554 | 1709 |
| Sum Total | All CCTC 2019 Fall Students | 2231 | 1130 | 3361 |

Central Carolina Technical College
2018 Fall Headcount By Ethnicity, Gender for the Four-County Area + Other

| County | Ethnicity | Female | Male | Total |
|------------------|------------------------------------|---------------|-------------|--------------|
| Clarendon | Black/African American | 139 | 51 | 190 |
| | White/Non-Hispanic | 118 | 63 | 181 |
| | Hispanic | 10 | 6 | 16 |
| | American Indian | 0 | 0 | 0 |
| | Native Hawaiian | 0 | 0 | 0 |
| | Two or More | 2 | 2 | 4 |
| | Unknown | 7 | 3 | 10 |
| | Asian | 1 | 0 | 1 |
| TOTAL | | 277 | 125 | 402 |
| Kershaw | Black/African American | 108 | 65 | 173 |
| | White/Non-Hispanic | 342 | 190 | 532 |
| | Hispanic | 23 | 7 | 30 |
| | American Indian | 0 | 0 | 0 |
| | Native Hawaiian | 0 | 0 | 0 |
| | Two or More | 9 | 4 | 13 |
| | Unknown | 1 | 2 | 3 |
| | Asian | 6 | 2 | 8 |
| TOTAL | | 489 | 270 | 759 |
| Lee | Black/African American | 88 | 32 | 120 |
| | White/Non-Hispanic | 36 | 31 | 67 |
| | Hispanic | 2 | 2 | 4 |
| | American Indian | 0 | 0 | 0 |
| | Native Hawaiian | 0 | 0 | 0 |
| | Two or More | 3 | 0 | 3 |
| | Unknown | 3 | 0 | 3 |
| | Asian | 0 | 0 | 0 |
| TOTAL | | 132 | 65 | 197 |
| Other | Black/African American | 159 | 20 | 179 |
| | White/Non-Hispanic | 87 | 59 | 146 |
| | Hispanic | 9 | 2 | 11 |
| | American Indian | 0 | 0 | 0 |
| | Native Hawaiian | 0 | 0 | 0 |
| | Two or More | 6 | 2 | 8 |
| | Unknown | 6 | 3 | 9 |
| | Asian | 1 | 0 | 1 |
| TOTAL | | 268 | 86 | 354 |
| Sumter | Black/African American | 645 | 242 | 887 |
| | White/Non-Hispanic | 530 | 289 | 819 |
| | Hispanic | 30 | 12 | 42 |
| | American Indian | 2 | 2 | 4 |
| | Native Hawaiian | 3 | 1 | 4 |
| | Two or More | 28 | 14 | 42 |
| | Unknown | 17 | 10 | 27 |
| | Asian | 9 | 4 | 13 |
| TOTAL | | 1264 | 574 | 1838 |
| Sum Total | All CCTC 2017 Fall Students | 2430 | 1120 | 3550 |

Central Carolina Technical College
2017 Fall Headcount By Ethnicity, Gender for the Four-County Area + Other

| County | Ethnicity | Female | Male | Total |
|------------------|------------------------------------|---------------|-------------|--------------|
| Clarendon | Black/African American | 141 | 53 | 194 |
| | White/Non-Hispanic | 124 | 66 | 190 |
| | Hispanic | 10 | 5 | 15 |
| | American Indian | 0 | 0 | 0 |
| | Native Hawaiian | 0 | 0 | 0 |
| | Two or More | 2 | 1 | 3 |
| | Unknown | 5 | 3 | 8 |
| | Asian | 2 | 1 | 3 |
| TOTAL | | 284 | 129 | 413 |
| Kershaw | Black/African American | 106 | 63 | 169 |
| | White/Non-Hispanic | 311 | 185 | 496 |
| | Hispanic | 19 | 10 | 29 |
| | American Indian | 1 | 1 | 2 |
| | Native Hawaiian | 0 | 0 | 0 |
| | Two or More | 9 | 5 | 14 |
| | Unknown | 2 | 3 | 5 |
| | Asian | 4 | 3 | 7 |
| TOTAL | | 452 | 270 | 722 |
| Lee | Black/African American | 80 | 30 | 110 |
| | White/Non-Hispanic | 46 | 28 | 74 |
| | Hispanic | 3 | 1 | 4 |
| | American Indian | 0 | 0 | 0 |
| | Native Hawaiian | 0 | 0 | 0 |
| | Two or More | 1 | 0 | 1 |
| | Unknown | 3 | 1 | 4 |
| | Asian | 0 | 0 | 0 |
| TOTAL | | 133 | 60 | 193 |
| Other | Black/African American | 127 | 27 | 154 |
| | White/Non-Hispanic | 86 | 41 | 127 |
| | Hispanic | 5 | 3 | 8 |
| | American Indian | 1 | 0 | 1 |
| | Native Hawaiian | 0 | 0 | 0 |
| | Two or More | 2 | 0 | 2 |
| | Unknown | 3 | 4 | 7 |
| | Asian | 1 | 0 | 1 |
| TOTAL | | 225 | 75 | 300 |
| Sumter | Black/African American | 732 | 322 | 1054 |
| | White/Non-Hispanic | 558 | 309 | 867 |
| | Hispanic | 41 | 23 | 64 |
| | American Indian | 3 | 3 | 6 |
| | Native Hawaiian | 0 | 2 | 2 |
| | Two or More | 30 | 12 | 42 |
| | Unknown | 29 | 13 | 42 |
| | Asian | 9 | 6 | 15 |
| TOTAL | | 1402 | 690 | 2092 |
| Sum Total | All CCTC 2017 Fall Students | 2496 | 1224 | 3720 |

Central Carolina Technical College

DUAL-ENROLLED HIGH SCHOOL STUDENTS OPENING FALL 2021

| | |
|--|---------------|
| HEADCOUNT | 554 |
| | |
| STATUS | |
| Full-time | 63 |
| Part-time | 491 |
| | |
| GENDER | |
| Female | 351 |
| Male | 203 |
| | |
| RACE | |
| Black | 181 |
| White | 338 |
| Asian | 5 |
| Hispanic | 20 |
| 2 or More Races | 3 |
| Am. Indian or Native Alaskan | 0 |
| Hawaiian or Pacific Islander | 6 |
| Unknown | 1 |
| | |
| Percentage of CCTC's Total Enrollment | 20.98% |

Central Carolina Technical College

DUAL-ENROLLED HIGH SCHOOL STUDENTS OPENING FALL 2020

| | |
|--|---------------|
| HEADCOUNT | 660 |
| | |
| STATUS | |
| Full-time | 63 |
| Part-time | 597 |
| | |
| GENDER | |
| Female | 437 |
| Male | 223 |
| | |
| RACE | |
| Black | 212 |
| White | 414 |
| Asian | 8 |
| Hispanic | 20 |
| 2 or More Races | 0 |
| Am. Indian or Native Alaskan | 0 |
| Hawaiian or Pacific Islander | 0 |
| Unknown | 6 |
| | |
| Percentage of CCTC's Total Enrollment | 22.87% |

Central Carolina Technical College

DUAL-ENROLLED HIGH SCHOOL STUDENTS OPENING FALL 2019

| | |
|--|---------------|
| HEADCOUNT | 638 |
| | |
| STATUS | |
| Full-time | 65 |
| Part-time | 573 |
| | |
| GENDER | |
| Female | 409 |
| Male | 229 |
| | |
| RACE | |
| Black | 193 |
| White | 413 |
| Asian | 10 |
| Hispanic | 19 |
| 2 or More Races | 0 |
| Am. Indian or Native Alaskan | 0 |
| Unknown | 3 |
| | |
| Percentage of CCTC's Total Enrollment | 18.98% |

Central Carolina Technical College

DUAL-ENROLLED HIGH SCHOOL STUDENTS OPENING FALL 2018

| | |
|--|---------------|
| HEADCOUNT | 589 |
| | |
| STATUS | |
| Full-time | 97 |
| Part-time | 501 |
| | |
| GENDER | |
| Female | 393 |
| Male | 205 |
| | |
| RACE | |
| Black | 182 |
| White | 396 |
| Asian | 4 |
| Hispanic | 13 |
| 2 or More Races | 1 |
| Am. Indian or Native Alaskan | 0 |
| Unknown | 2 |
| | |
| Percentage of CCTC's Total Enrollment | 16.84% |

Central Carolina Technical College

DUAL-ENROLLED HIGH SCHOOL STUDENTS OPENING FALL 2017

| | |
|--|---------------|
| HEADCOUNT | 589 |
| | |
| STATUS | |
| Full-time | 80 |
| Part-time | 509 |
| | |
| GENDER | |
| Female | 379 |
| Male | 210 |
| | |
| RACE | |
| Black | 193 |
| White | 372 |
| Asian | 7 |
| Hispanic | 14 |
| 2 or More Races | 2 |
| Am. Indian or Native Alaskan | 0 |
| Unknown | 1 |
| | |
| Percentage of CCTC's Total Enrollment | 15.83% |

**Central Carolina Technical College Foundation
Foundation Scholarship Program
Scholarships Awarded for 2021-2022 Academic Year**

Summary Sheet

| Scholarship | Number Awarded | Total Amount Awarded |
|--|-------------------|----------------------------|
| Foundation Scholarship Program funds for the 2021-2022 Academic Year | 134 | \$ 87,100 |
| Rosefield Endowment funds for the 2021-2022 Academic Year | 2 | \$ 1,500 |
| Miley Endowment funds for the 2021-2022 Academic Year | 6 | \$ 4,500 |
| Direct Award Scholarships | | |

Total Number of Scholarships Awarded to Date – 142

TOTAL AMOUNT AWARDED IN SCHOLARSHIPS TO DATE – \$ 93,100

A decorative border with a repeating zig-zag pattern surrounds the entire page content.

SECTION THREE:

**ACADEMIC PROGRAM
PROFILE INFORMATION**

Central Carolina Technical College

2021 Fall Open Enrollment

| Associate Degrees | No. Of | Contact | Credit | CR/15 | Am. Indian HI or Pac | | | | | | | | | | | | Retention Fall to Fall | | | Graduates | Placement |
|---------------------------------|--------------|----------------|---------------|---------------|----------------------|------------|-------------|------------|------------|-----------|-----------|-----------|-----------|-----------|-----------|-------------|------------------------|------------|------------|------------|---------------|
| | Students | Hours | Hours | F.T.E. | Ethnicity | | | 2 or | Total | Enrolled | Enrolled | Retention | 7/1/2020- | Placement | | | | | | | |
| | | | | | Female | Male | Total | Black | White | Hispanic | AK Native | Islander | Asian | Unknown | More | 2020 | 2021 | Rate | 6/30/2021 | Rate | |
| 035002 Accounting | 60 | 8,132 | 577 | 38.47 | 48 | 12 | 60 | 29 | 27 | 2 | 0 | 1 | 0 | 0 | 1 | 60 | 52 | 21 | 40% | 5 | 80% |
| 035007 Admin Office Tech | 8 | 624 | 54 | 3.60 | 8 | 0 | 8 | 5 | 2 | 1 | 0 | 0 | 0 | 0 | 0 | 8 | 17 | 4 | 24% | 10 | 50% |
| 035030 Management | 112 | 14,336 | 1,053 | 70.20 | 69 | 43 | 112 | 59 | 43 | 8 | 0 | 0 | 1 | 0 | 1 | 112 | 123 | 41 | 33% | 23 | 74% |
| 035104 Computer Tech | 107 | 13,992 | 991 | 66.07 | 35 | 72 | 107 | 50 | 46 | 4 | 0 | 2 | 2 | 1 | 2 | 107 | 105 | 49 | 47% | 16 | 50% |
| 035208 Nursing (Adn) | 186 | 62,152 | 1,527 | 101.80 | 164 | 22 | 186 | 63 | 111 | 9 | 0 | 0 | 2 | 0 | 1 | 186 | 176 | 60 | 34% | 75 | 99% |
| 035307 Eng. Design Tech | 37 | 10,088 | 389 | 25.93 | 13 | 24 | 37 | 15 | 15 | 4 | 0 | 0 | 2 | 0 | 1 | 37 | 63 | 19 | 30% | 15 | 80% |
| 035318 General Tech | 77 | 31,208 | 907 | 60.47 | 6 | 71 | 77 | 17 | 52 | 4 | 0 | 1 | 0 | 2 | 1 | 77 | 74 | 24 | 32% | 37 | 97% |
| 035408 Environ Eng. Tech | 22 | 3,168 | 201 | 13.40 | 7 | 15 | 22 | 2 | 18 | 1 | 0 | 0 | 0 | 0 | 1 | 22 | 23 | 8 | 35% | 7 | 100% |
| 035426 NRM | 30 | 5,096 | 343 | 22.87 | 8 | 22 | 30 | 2 | 26 | 0 | 0 | 1 | 1 | 0 | 0 | 30 | 30 | 12 | 40% | 13 | 92% |
| 035501 Human Services | 76 | 13,362 | 653 | 43.53 | 66 | 10 | 76 | 45 | 27 | 3 | 0 | 1 | 0 | 0 | 0 | 76 | 79 | 33 | 42% | 11 | 82% |
| 035505 CRJ | 42 | 5,154 | 391 | 26.07 | 30 | 12 | 42 | 25 | 14 | 3 | 0 | 0 | 0 | 0 | 0 | 42 | 41 | 15 | 37% | 4 | 50% |
| 035508 Early Care and Education | 67 | 7,746 | 588 | 39.20 | 62 | 5 | 67 | 33 | 26 | 6 | 1 | 0 | 0 | 0 | 1 | 67 | 64 | 25 | 39% | 6 | 100% |
| 035520 Paralegal | 27 | 3,728 | 249 | 16.60 | 23 | 4 | 27 | 11 | 15 | 1 | 0 | 0 | 0 | 0 | 0 | 27 | 25 | 10 | 40% | 8 | 75% |
| 045600 AA | 581 | 96,160 | 5,107 | 340.47 | 470 | 111 | 581 | 262 | 269 | 29 | 0 | 5 | 4 | 2 | 10 | 581 | 672 | 195 | 29% | 78 | 96% |
| 055600 AS | 111 | 22,824 | 1,127 | 75.13 | 72 | 39 | 111 | 37 | 57 | 8 | 0 | 2 | 2 | 1 | 4 | 111 | 150 | 37 | 25% | 27 | 100% |
| Associate Totals | 1,543 | 297,770 | 14,157 | 943.80 | 1081 | 462 | 1543 | 655 | 748 | 83 | 1 | 13 | 14 | 6 | 23 | 1543 | 1694 | 553 | 33% | 335 | 81.67% |
| | | | | | | | | | | | | | | | | | | | | | |
| Diplomas | No. Of | Contact | Credit | CR/15 | Am. Indian HI or Pac | | | | | | | | | | | | Enrolled | Enrolled | Retention | 7/1/2020- | Placement |
| | Students | Hours | Hours | F.T.E. | Female | Male | Total | Black | White | Hispanic | AK Native | Islander | Asian | Unknown | More | 2020 | 2021 | Rate | 6/30/2021 | Rate | |
| 015041 Admin Support | - | - | - | 0.00 | - | - | - | - | - | - | - | - | - | - | - | - | - | - | - | 2 | 0% |
| 015211 Surgical Tech | 18 | 8,880 | 195 | 13.00 | 18 | 0 | 18 | 1 | 13 | 3 | 0 | 0 | 1 | 0 | 0 | 18 | 19 | 1 | 5% | 10 | 100% |
| 015214 Medical Assisting | 14 | 5,936 | 171 | 11.40 | 14 | 0 | 14 | 11 | 2 | 0 | 0 | 0 | 0 | 1 | 0 | 14 | 28 | 4 | 14% | 16 | 88% |
| Diploma Totals | 32 | 14,816 | 366 | 24.40 | 32 | 0 | 32 | 12 | 15 | 3 | 0 | 0 | 1 | 1 | 0 | 32 | 47 | 5 | 11% | 28 | 62.67% |
| | | | | | | | | | | | | | | | | | | | | | |
| Certificates | No. Of | Contact | Credit | CR/15 | Am. Indian HI or Pac | | | | | | | | | | | | Enrolled | Enrolled | Retention | 7/1/2020- | Placement |
| | Students | Hours | Hours | F.T.E. | Female | Male | Total | Black | White | Hispanic | AK Native | Islander | Asian | Unknown | More | 2020 | 2021 | Rate | 6/30/2021 | Rate | |
| 060649 Internetworking | - | - | - | - | - | - | - | - | - | - | - | - | - | - | - | - | - | - | - | - | - |
| 060799 General Education | - | - | - | - | - | - | - | - | - | - | - | - | - | - | - | - | - | - | - | - | - |
| 060862 Infant & Toddler | 4 | 272 | 29 | 1.93 | 4 | 0 | 4 | 3 | 0 | 1 | 0 | 0 | 0 | 0 | 0 | 4 | - | - | - | - | - |
| 060944 Water Operator | 5 | 480 | 30 | 2.00 | 1 | 4 | 5 | 1 | 4 | 0 | 0 | 0 | 0 | 0 | 0 | 5 | - | - | - | 3 | 100% |
| 060945 Wastewater Opr | 4 | 384 | 24 | 1.60 | 0 | 4 | 4 | 0 | 3 | 1 | 0 | 0 | 0 | 0 | 0 | 4 | 3 | 0 | 0% | 2 | 100% |
| 061023 Env Health Safety | - | - | - | - | - | - | - | - | - | - | - | - | - | - | - | - | 2 | 0 | 0% | 2 | 100% |
| 061037 Gerontology | 4 | 240 | 27 | 1.80 | 4 | 0 | 4 | 1 | 3 | 0 | 0 | 0 | 0 | 0 | 0 | 4 | 4 | 1 | 25% | 4 | 50% |
| 061043 Adv. CNC Program | - | - | - | - | - | - | - | - | - | - | - | - | - | - | - | - | 3 | 0 | 0% | 10 | 88% |
| 061184 Advanced Medical Coding | 20 | 1584 | 139 | 9.27 | 20 | 0 | 20 | 7 | 10 | 0 | 0 | 0 | 1 | 1 | 1 | 20 | 16 | 1 | 6% | 5 | 100% |
| 061199 Applications Specialist | 1 | 48 | 6 | 0.40 | 1 | 0 | 1 | 1 | 0 | 0 | 0 | 0 | 0 | 0 | 0 | 1 | 3 | 0 | 0% | 4 | 50% |
| 061200 Child Care Assistant | 1 | 80 | 7 | 0.47 | 1 | 0 | 1 | 1 | 0 | 0 | 0 | 0 | 0 | 0 | 0 | 1 | | | #DIV/0! | 3 | 33% |
| 070191 ECD | 2 | 240 | 20 | 1.33 | 2 | 0 | 2 | 2 | 0 | 0 | 0 | 0 | 0 | 0 | 0 | 2 | 2 | 0 | 0% | 2 | 100% |

| Certificates | No. Of | Contact | Credit | CR/15 | Am. Indian HI or Pac | | | | | | | | | | | Ethnicity | | | 2 or | Total | Enrolled | Enrolled | Retention | 7/1/2020- | Placement |
|---|--------------|----------------|---------------|-----------------|----------------------|------------|-------------|-------------|-------------|------------|-----------|-----------|-----------|----------|-----------|-------------|-------------|------------|------------|------------|---------------|----------|-----------|-----------|-----------|
| | Students | Hours | Hours | F.T.E. | Female | Male | Total | Black | White | Hispanic | AK Native | Islander | Asian | Unknown | More | 2020 | 2021 | Rate | 6/30/2021 | Rate | | | | | |
| 070261 Information Processing | 2 | 248 | 19 | 1.266667 | 2 | 0 | 2 | 1 | 1 | 0 | 0 | 0 | 0 | 0 | 0 | 2 | 1 | 0 | 0% | 4 | 50.00% | | | | |
| 070808 Basic HVAC | 17 | 7,594 | 217 | 14.47 | 1 | 16 | 17 | 6 | 10 | 1 | 0 | 0 | 0 | 0 | 0 | 17 | 14 | 1 | 7% | 14 | 86.00% | | | | |
| 070810 Welding | 41 | 20,416 | 518 | 34.53 | 3 | 38 | 41 | 7 | 29 | 5 | 0 | 0 | 0 | 0 | 0 | 41 | 37 | 1 | 3% | 25 | 88.00% | | | | |
| 070816 Cmpt Specialist | 2 | 144 | 12 | 0.80 | 0 | 2 | 2 | 1 | 1 | 0 | 0 | 0 | 0 | 0 | 0 | 2 | 7 | 1 | 14% | 7 | 50.00% | | | | |
| 070847 Account Specialist | 5 | 648 | 45 | 3.00 | 5 | 0 | 5 | 1 | 3 | 0 | 0 | 1 | 0 | 0 | 0 | 5 | 9 | 0 | 0% | 8 | 63.00% | | | | |
| 070970 Advanced HVAC | 4 | 1,472 | 32 | 2.13 | 0 | 4 | 4 | 0 | 2 | 1 | 0 | 0 | 0 | 0 | 1 | 4 | 2 | 0 | 0% | 0 | 0.00% | | | | |
| 071088 Med Record Coding | 26 | 3,792 | 237 | 15.80 | 26 | 0 | 26 | 8 | 17 | 0 | 0 | 1 | 0 | 0 | 0 | 26 | 24 | 2 | 8% | 8 | 100.00% | | | | |
| 071158 Automotive Tech | 16 | 4,064 | 145 | 9.67 | 1 | 15 | 16 | 6 | 8 | 1 | 0 | 1 | 0 | 0 | 0 | 16 | 13 | 0 | 0% | 4 | 50.00% | | | | |
| 071159 Auto Diagnostic | 7 | 1034 | 70 | 4.67 | 1 | 6 | 7 | 4 | 3 | 0 | 0 | 0 | 0 | 0 | 0 | 7 | 8 | 0 | 0% | 6 | 67.00% | | | | |
| 071165 Basic Mechatronic | 34 | 10,408 | 383 | 25.53 | 2 | 32 | 34 | 10 | 24 | 0 | 0 | 0 | 0 | 0 | 0 | 34 | 35 | 1 | 3% | 12 | 100.00% | | | | |
| 071166 Adv. Mechatronics | - | - | - | - | - | - | - | - | - | - | - | - | - | - | - | - | 1 | 0 | 0% | 24 | 96.00% | | | | |
| 071168 Adv. Pipe Welding | 12 | 5,184 | 144 | 9.60 | 3 | 9 | 12 | 2 | 9 | 0 | 0 | 0 | 0 | 0 | 1 | 12 | 16 | 0 | 0% | 15 | 60.00% | | | | |
| 071180 Human Services | 6 | 496 | 50 | 3.33 | 5 | 1 | 6 | 4 | 2 | 0 | 0 | 0 | 0 | 0 | 0 | 6 | 3 | 1 | 33% | 5 | 100.00% | | | | |
| 071181 Massage Therapy | 15 | 10,808 | 151 | 10.07 | 12 | 3 | 15 | 7 | 7 | 1 | 0 | 0 | 0 | 0 | 0 | 15 | 16 | 0 | 0% | 17 | 76.00% | | | | |
| 071237 Basic Mach CNC Fund | 10 | 2,672 | 110 | 7.33 | 1 | 9 | 10 | 2 | 4 | 2 | 0 | 2 | 0 | 0 | 0 | 10 | 4 | 0 | 0% | 7 | 100.00% | | | | |
| 071238 Pharmacy Technician | 7 | 2,296 | 85 | 5.67 | 6 | 1 | 7 | 5 | 2 | 0 | 0 | 0 | 0 | 0 | 0 | 7 | 8 | 0 | 0% | 15 | 80.00% | | | | |
| 071327 Medical Office Administrative Assistant | 11 | 1,184 | 94 | 6.27 | 10 | 1 | 11 | 6 | 4 | 1 | 0 | 0 | 0 | 0 | 0 | 11 | 6 | 2 | 33% | 3 | 33.00% | | | | |
| 071328 Cybersecurity | 13 | 1,152 | 105 | 7.00 | 1 | 12 | 13 | 7 | 5 | 0 | 0 | 0 | 1 | 0 | 0 | 13 | 9 | 1 | 11% | 3 | 50.00% | | | | |
| 071349 Patient Care Technician | - | - | - | - | - | - | - | - | - | - | - | - | - | - | - | - | - | - | - | 3 | 67.00% | | | | |
| 071350 Entrepreneurship | 14 | 1,520 | 130 | 8.67 | 6 | 8 | 14 | 8 | 4 | 0 | 0 | 1 | 0 | 0 | 1 | 14 | 16 | 0 | 0% | 4 | 75.00% | | | | |
| 071351 Supervision & Leadership | 1 | 32 | 4 | 0.27 | 0 | 1 | 1 | 1 | 0 | 0 | 0 | 0 | 0 | 0 | 0 | 1 | 3 | 0 | 0% | 2 | 100.00% | | | | |
| 071352 Web Development | - | - | - | - | - | - | - | - | - | - | - | - | - | - | - | - | - | - | - | 0 | 0.00% | | | | |
| 071396 Human Resources | 5 | 336 | 33 | 2.20 | 5 | 0 | 5 | 2 | 3 | 0 | 0 | 0 | 0 | 0 | 0 | 5 | 3 | 1 | 33% | 2 | 100.00% | | | | |
| 071431 Logistics and Supply Chain Management | 6 | 344 | 38 | 2.53 | 2 | 4 | 6 | 3 | 2 | 1 | 0 | 0 | 0 | 0 | 0 | 6 | 7 | 0 | 0% | 6 | 67.00% | | | | |
| 071432 Marketing & Sales for Small Bus | 7 | 544 | 56 | 3.73 | 3 | 4 | 7 | 3 | 3 | 0 | 0 | 1 | 0 | 0 | 0 | 7 | 4 | 0 | 0% | 1 | 100.00% | | | | |
| 071433 Office Management | - | - | - | - | - | - | - | - | - | - | - | - | - | - | - | - | 4 | 0 | 0% | 0 | 0.00% | | | | |
| 071452 Pre-Nursing Preparatory | 183 | 32,966 | 1,777 | 118.47 | 169 | 14 | 183 | 86 | 82 | 3 | 0 | 3 | 4 | 0 | 5 | 183 | 168 | 37 | 22% | - | - | | | | |
| Certificate Totals | 485 | 112,682 | 4,737 | 315.80 | 297 | 188 | 485 | 196 | 245 | 18 | | 10 | 6 | 1 | 9 | 485 | 451 | 50 | 11% | 230 | 70.83% | | | | |
| | | | | | | | | | | | | | | | | | | | | | | | | | |
| Major | No. Of | Contact | Credit | CR/15 | Am. Indian HI or Pac | | | | | | | | | | | Ethnicity | | | 2 or | Total | Enrolled | Enrolled | Retention | 7/1/2020- | Placement |
| Students | Hours | Hours | F.T.E. | Female | Male | Total | Black | White | Hispanic | AK Native | Islander | Asian | Unknown | More | 2020 | 2021 | Rate | 6/30/2021 | Rate | | | | | | |
| 06100 CAREER DEVELOPMENT | 580 | 71,670 | 4,169 | 277.93 | 372 | 208 | 580 | 190 | 348 | 22 | 0 | 6 | 5 | 1 | 8 | 580 | 693 | 162 | 23% | - | - | | | | |
| | | | | | | | | | | | | | | | | | | | | | | | | | |
| 003995 Central Carolina Technical College Total: | 2,640 | 496,938 | 23,429 | 1,561.93 | 1782 | 858 | 2640 | 1053 | 1356 | 126 | 1 | 29 | 26 | 9 | 40 | 2640 | 2885 | 770 | 27% | 593 | 72% | | | | |

**Central Carolina Technical College
2021 Fall Open Enrollment by Program, Gender & Age**

Female Enrollment by Age

Male Enrollment by Age

| Associate Degrees | No. Of Students | Female Enrollment by Age | | | | | | | | | | | Male Enrollment by Age | | | | | | | | | | | |
|---------------------------------|-----------------|--------------------------|------------|------------|------------|------------|------------|------------|-----------|-----------|-----------|----------|------------------------|------------|------------|-----------|-----------|-----------|-----------|-----------|-----------|-----------|----------|---|
| | | Female Enrolled | 17 & Under | 18-19 | 20-21 | 22-24 | 25-29 | 30-34 | 35-39 | 40-49 | 50-64 | 65+ | Male Enrolled | 17 & Under | 18-19 | 20-21 | 22-24 | 25-29 | 30-34 | 35-39 | 40-49 | 50-64 | 65+ | |
| 035002 Accounting | 60 | 48 | 1 | 5 | 4 | 4 | 8 | 11 | 6 | 4 | 4 | 1 | 12 | 0 | 4 | 2 | 2 | 0 | 0 | 1 | 2 | 1 | 0 | |
| 035007 Admin Office Tech | 8 | 8 | 0 | 0 | 2 | 0 | 2 | 2 | 1 | 1 | 0 | 0 | 0 | 0 | 0 | 0 | 0 | 0 | 0 | 0 | 0 | 0 | 0 | |
| 035030 Management | 112 | 69 | 1 | 16 | 11 | 4 | 10 | 5 | 9 | 6 | 7 | 0 | 43 | 0 | 17 | 9 | 3 | 6 | 4 | 3 | 0 | 1 | 0 | |
| 035104 Computer Tech | 107 | 35 | 0 | 10 | 9 | 5 | 3 | 3 | 3 | 1 | 1 | 0 | 72 | 1 | 30 | 16 | 6 | 11 | 2 | 2 | 3 | 1 | 0 | |
| 035208 Nursing (Adn) | 186 | 164 | 0 | 3 | 29 | 34 | 39 | 21 | 12 | 19 | 7 | 0 | 22 | 0 | 0 | 2 | 4 | 5 | 1 | 4 | 5 | 1 | 0 | |
| 035307 Eng. Design Tech | 37 | 13 | 0 | 3 | 5 | 0 | 2 | 1 | 2 | 0 | 0 | 0 | 24 | 1 | 11 | 4 | 2 | 1 | 2 | 0 | 3 | 0 | 0 | |
| 035318 General Tech | 77 | 6 | 0 | 1 | 0 | 0 | 2 | 2 | 0 | 1 | 0 | 0 | 71 | 0 | 29 | 14 | 7 | 5 | 4 | 5 | 5 | 2 | 0 | |
| 035408 Environ Eng. Tech | 22 | 7 | 0 | 0 | 2 | 0 | 1 | 1 | 2 | 1 | 0 | 0 | 15 | 0 | 3 | 1 | 4 | 1 | 4 | 0 | 2 | 0 | 0 | |
| 035426 NRM | 30 | 8 | 0 | 2 | 2 | 1 | 2 | 1 | 0 | 0 | 0 | 0 | 22 | 0 | 8 | 6 | 3 | 3 | 0 | 1 | 0 | 1 | 0 | |
| 035501 Human Services | 76 | 67 | 2 | 6 | 10 | 5 | 12 | 7 | 9 | 7 | 8 | 1 | 9 | 0 | 1 | 1 | 1 | 1 | 1 | 1 | 3 | 0 | 0 | |
| 035505 CRJ | 42 | 30 | 0 | 10 | 6 | 6 | 2 | 3 | 2 | 1 | 0 | 0 | 12 | 0 | 3 | 4 | 1 | 2 | 1 | 0 | 0 | 1 | 0 | |
| 035508 Early Care and Education | 67 | 62 | 0 | 16 | 13 | 9 | 11 | 4 | 0 | 6 | 3 | 0 | 5 | 0 | 1 | 1 | 2 | 0 | 1 | 0 | 0 | 0 | 0 | |
| 035520 Paralegal | 27 | 23 | 0 | 5 | 5 | 7 | 1 | 2 | 1 | 1 | 1 | 0 | 4 | 0 | 1 | 2 | 0 | 0 | 1 | 0 | 0 | 0 | 0 | |
| 045600 AA | 581 | 470 | 3 | 88 | 100 | 67 | 72 | 59 | 30 | 38 | 13 | 0 | 111 | 0 | 42 | 24 | 19 | 9 | 6 | 3 | 3 | 4 | 1 | |
| 055600 AS | 111 | 72 | 0 | 26 | 12 | 11 | 12 | 2 | 4 | 4 | 1 | 0 | 39 | 0 | 19 | 5 | 6 | 3 | 4 | 1 | 1 | 0 | 0 | |
| Associate Degree Total: | 1543 | 1082 | 7 | 191 | 210 | 153 | 179 | 124 | 81 | 90 | 45 | 2 | 461 | 2 | 169 | 91 | 60 | 47 | 31 | 21 | 27 | 12 | 1 | |
| Diplomas | No. Of Students | Female Enrolled | 17 & Under | 18-19 | 20-21 | 22-24 | 25-29 | 30-34 | 35-39 | 40-49 | 50-64 | 65+ | Male Enrolled | 17 & Under | 18-19 | 20-21 | 22-24 | 25-29 | 30-34 | 35-39 | 40-49 | 50-64 | 65+ | |
| 015041 Admin Support | 0 | 0 | 0 | 0 | 0 | 0 | 0 | 0 | 0 | 0 | 0 | 0 | 0 | 0 | 0 | 0 | 0 | 0 | 0 | 0 | 0 | 0 | 0 | 0 |
| 015211 Surgical Tech | 18 | 18 | 0 | 2 | 2 | 5 | 6 | 0 | 2 | 0 | 1 | 0 | 0 | 0 | 0 | 0 | 0 | 0 | 0 | 0 | 0 | 0 | 0 | 0 |
| 015214 Medical Assisting | 14 | 14 | 0 | 0 | 8 | 3 | 2 | 1 | 0 | 0 | 0 | 0 | 0 | 0 | 0 | 0 | 0 | 0 | 0 | 0 | 0 | 0 | 0 | 0 |
| 015508 ECD | 0 | 0 | 0 | 0 | 0 | 0 | 0 | 0 | 0 | 0 | 0 | 0 | 0 | 0 | 0 | 0 | 0 | 0 | 0 | 0 | 0 | 0 | 0 | 0 |
| Diploma Degree Total: | 32 | 32 | 0 | 2 | 10 | 8 | 8 | 1 | 2 | 0 | 1 | 0 | 0 | 0 | 0 | 0 | 0 | 0 | 0 | 0 | 0 | 0 | 0 | |
| Certificates | No. Of Students | Female Enrolled | 17 & Under | 18-19 | 20-21 | 22-24 | 25-29 | 30-34 | 35-39 | 40-49 | 50-64 | 65+ | Male Enrolled | 17 & Under | 18-19 | 20-21 | 22-24 | 25-29 | 30-34 | 35-39 | 40-49 | 50-64 | 65+ | |
| 060649 Internetworking | 0 | 0 | 0 | 0 | 0 | 0 | 0 | 0 | 0 | 0 | 0 | 0 | 0 | 0 | 0 | 0 | 0 | 0 | 0 | 0 | 0 | 0 | 0 | 0 |
| 060799 General Education | 0 | 0 | 0 | 0 | 0 | 0 | 0 | 0 | 0 | 0 | 0 | 0 | 0 | 0 | 0 | 0 | 0 | 0 | 0 | 0 | 0 | 0 | 0 | 0 |
| 060862 Infant & Toddler | 4 | 4 | 0 | 1 | 0 | 0 | 2 | 0 | 0 | 1 | 0 | 0 | 0 | 0 | 0 | 0 | 0 | 0 | 0 | 0 | 0 | 0 | 0 | 0 |
| 060944 Water Operator | 5 | 1 | 0 | 0 | 0 | 0 | 0 | 0 | 0 | 0 | 1 | 0 | 4 | 0 | 0 | 1 | 0 | 1 | 1 | 0 | 1 | 0 | 0 | 0 |
| 060945 Wastewater Opr | 4 | 0 | 0 | 0 | 0 | 0 | 0 | 0 | 0 | 0 | 0 | 0 | 4 | 0 | 0 | 0 | 0 | 2 | 0 | 0 | 1 | 1 | 0 | 0 |
| 061023 Env Health Safety | 0 | 0 | 0 | 0 | 0 | 0 | 0 | 0 | 0 | 0 | 0 | 0 | 0 | 0 | 0 | 0 | 0 | 0 | 0 | 0 | 0 | 0 | 0 | 0 |
| 061037 Gerontology | 4 | 4 | 0 | 0 | 0 | 1 | 1 | 0 | 0 | 0 | 2 | 0 | 0 | 0 | 0 | 0 | 0 | 0 | 0 | 0 | 0 | 0 | 0 | 0 |
| 061043 Adv. CNC Program | 0 | 0 | 0 | 0 | 0 | 0 | 0 | 0 | 0 | 0 | 0 | 0 | 0 | 0 | 0 | 0 | 0 | 0 | 0 | 0 | 0 | 0 | 0 | 0 |
| 061184 Advanced Medical Coding | 20 | 20 | 0 | 1 | 2 | 4 | 3 | 1 | 0 | 4 | 5 | 0 | 0 | 0 | 0 | 0 | 0 | 0 | 0 | 0 | 0 | 0 | 0 | 0 |
| 061199 Applications Specialist | 1 | 1 | 0 | 0 | 0 | 0 | 0 | 1 | 0 | 0 | 0 | 0 | 0 | 0 | 0 | 0 | 0 | 0 | 0 | 0 | 0 | 0 | 0 | 0 |
| 061200 Child Care Assistant | 1 | 1 | 0 | 0 | 0 | 0 | 0 | 0 | 0 | 0 | 1 | 0 | 0 | 0 | 0 | 0 | 0 | 0 | 0 | 0 | 0 | 0 | 0 | 0 |
| 070191 ECD | 2 | 2 | 0 | 0 | 0 | 1 | 0 | 0 | 0 | 1 | 0 | 0 | 0 | 0 | 0 | 0 | 0 | 0 | 0 | 0 | 0 | 0 | 0 | 0 |
| 070261 Info Processing | 2 | 2 | 0 | 0 | 0 | 0 | 1 | 1 | 0 | 0 | 0 | 0 | 0 | 0 | 0 | 0 | 0 | 0 | 0 | 0 | 0 | 0 | 0 | 0 |
| 070808 Basic HVAC | 17 | 1 | 0 | 0 | 0 | 0 | 0 | 1 | 0 | 0 | 0 | 0 | 16 | 0 | 6 | 1 | 1 | 2 | 2 | 2 | 1 | 1 | 0 | 0 |
| 070810 Welding | 41 | 3 | 0 | 2 | 1 | 0 | 0 | 0 | 0 | 0 | 0 | 0 | 38 | 3 | 16 | 11 | 2 | 2 | 3 | 0 | 0 | 1 | 0 | 0 |
| 070816 Cmpt Specialist | 2 | 0 | 0 | 0 | 0 | 0 | 0 | 0 | 0 | 0 | 0 | 0 | 2 | 0 | 1 | 0 | 1 | 0 | 0 | 0 | 0 | 0 | 0 | 0 |
| 070847 Account Specialist | 5 | 5 | 0 | 1 | 0 | 0 | 2 | 0 | 2 | 0 | 0 | 0 | 0 | 0 | 0 | 0 | 0 | 0 | 0 | 0 | 0 | 0 | 0 | 0 |
| 070970 Advanced HVAC | 4 | 0 | 0 | 0 | 0 | 0 | 0 | 0 | 0 | 0 | 0 | 0 | 4 | 0 | 2 | 1 | 0 | 0 | 0 | 0 | 0 | 0 | 1 | 0 |
| 071088 Med Record Coding | 26 | 26 | 0 | 1 | 2 | 7 | 3 | 0 | 4 | 6 | 0 | 3 | 0 | 0 | 0 | 0 | 0 | 0 | 0 | 0 | 0 | 0 | 0 | 0 |
| 071158 Automotive Tech | 16 | 1 | 0 | 0 | 0 | 1 | 0 | 0 | 0 | 0 | 0 | 0 | 15 | 0 | 7 | 5 | 1 | 0 | 0 | 0 | 1 | 1 | 0 | 0 |
| 071159 Auto Diagnostic | 7 | 1 | 0 | 0 | 0 | 0 | 0 | 0 | 0 | 0 | 1 | 0 | 6 | 0 | 5 | 0 | 1 | 0 | 0 | 0 | 0 | 0 | 0 | 0 |
| 071165 Basic Mechatronic | 34 | 2 | 0 | 1 | 0 | 0 | 1 | 0 | 0 | 0 | 0 | 0 | 32 | 1 | 15 | 3 | 2 | 4 | 4 | 1 | 2 | 0 | 0 | 0 |

| Certificates | No. Of | Female | 17 & | 18-19 | 20-21 | 22-24 | 25-29 | 30-34 | 35-39 | 40-49 | 50-64 | 65+ | Male | 17 & | 18-19 | 20-21 | 22-24 | 25-29 | 30-34 | 35-39 | 40-49 | 50-64 | 65+ |
|--|----------|----------|-------|-------|-------|-------|-------|-------|-------|-------|-------|-----|----------|-------|-------|-------|-------|-------|-------|-------|-------|-------|-----|
| | Students | Enrolled | Under | | | | | | | | | | Enrolled | Under | | | | | | | | | |
| 071166 Adv. Mechatronics | 0 | 0 | 0 | 0 | 0 | 0 | 0 | 0 | 0 | 0 | 0 | 0 | 0 | 0 | 0 | 0 | 0 | 0 | 0 | 0 | 0 | 0 | 0 |
| 071168 Adv. Pipe Welding | 12 | 3 | 0 | 0 | 2 | 0 | 1 | 0 | 0 | 0 | 0 | 0 | 9 | 0 | 3 | 4 | 1 | 0 | 1 | 0 | 0 | 0 | 0 |
| 071180 Human Services | 6 | 5 | 0 | 1 | 2 | 0 | 2 | 0 | 0 | 0 | 0 | 0 | 1 | 0 | 0 | 1 | 0 | 0 | 0 | 0 | 0 | 0 | 0 |
| 071181 Massage Therapy | 15 | 12 | 0 | 1 | 4 | 3 | 1 | 1 | 0 | 1 | 0 | 1 | 3 | 0 | 0 | 0 | 0 | 2 | 0 | 0 | 1 | 0 | 0 |
| 071237 Basic Mach CNC Fund | 10 | 1 | 0 | 0 | 0 | 0 | 1 | 0 | 0 | 0 | 0 | 0 | 9 | 0 | 5 | 2 | 0 | 0 | 1 | 1 | 0 | 0 | 0 |
| 071238 Pharmacy Technician | 7 | 6 | 0 | 1 | 0 | 3 | 1 | 0 | 0 | 0 | 1 | 0 | 1 | 0 | 1 | 0 | 0 | 0 | 0 | 0 | 0 | 0 | 0 |
| 071327 Medical Office | 11 | 10 | 0 | 2 | 1 | 1 | 3 | 1 | 2 | 0 | 0 | 0 | 1 | 0 | 1 | 0 | 0 | 0 | 0 | 0 | 0 | 0 | 0 |
| 071328 Cybersecurity | 13 | 1 | 0 | 1 | 0 | 0 | 0 | 0 | 0 | 0 | 0 | 0 | 12 | 0 | 1 | 1 | 1 | 3 | 2 | 2 | 1 | 1 | 0 |
| 071349 Patient Care Technician | 0 | 0 | 0 | 0 | 0 | 0 | 0 | 0 | 0 | 0 | 0 | 0 | 0 | 0 | 0 | 0 | 0 | 0 | 0 | 0 | 0 | 0 | 0 |
| 071350 Entrepreneurship | 14 | 6 | 0 | 2 | 1 | 1 | 0 | 2 | 0 | 0 | 0 | 0 | 8 | 0 | 4 | 1 | 1 | 0 | 0 | 0 | 1 | 1 | 0 |
| 071351 Supervision & Leadership | 1 | 0 | 0 | 0 | 0 | 0 | 0 | 0 | 0 | 0 | 0 | 0 | 1 | 0 | 1 | 0 | 0 | 0 | 0 | 0 | 0 | 0 | 0 |
| 071352 Web Development | 0 | 0 | 0 | 0 | 0 | 0 | 0 | 0 | 0 | 0 | 0 | 0 | 0 | 0 | 0 | 0 | 0 | 0 | 0 | 0 | 0 | 0 | 0 |
| 071396 Human Resources | 5 | 5 | 0 | 1 | 0 | 0 | 0 | 2 | 1 | 1 | 0 | 0 | 0 | 0 | 0 | 0 | 0 | 0 | 0 | 0 | 0 | 0 | 0 |
| 071431 Logistics and Supply Chain | 6 | 2 | 0 | 0 | 0 | 0 | 0 | 0 | 2 | 0 | 0 | 0 | 4 | 0 | 0 | 0 | 0 | 1 | 1 | 1 | 0 | 1 | 0 |
| 071432 Marketing & Sales | 7 | 3 | 0 | 1 | 1 | 0 | 1 | 0 | 0 | 0 | 0 | 0 | 4 | 0 | 2 | 1 | 1 | 0 | 0 | 0 | 0 | 0 | 0 |
| 071433 Office Management | 0 | 0 | 0 | 0 | 0 | 0 | 0 | 0 | 0 | 0 | 0 | 0 | 0 | 0 | 0 | 0 | 0 | 0 | 0 | 0 | 0 | 0 | 0 |
| 071452 Pre-Nursing Preparatory | 183 | 169 | 5 | 70 | 19 | 20 | 26 | 13 | 3 | 11 | 2 | 0 | 14 | 0 | 6 | 4 | 2 | 1 | 0 | 1 | 0 | 0 | 0 |
| Certificate Program Total: | 485 | 297 | 5 | 87 | 35 | 42 | 49 | 23 | 14 | 25 | 13 | 4 | 188 | 4 | 76 | 36 | 14 | 18 | 15 | 8 | 9 | 8 | 0 |
| Major | No. Of | Female | 17 & | 18-19 | 20-21 | 22-24 | 25-29 | 30-34 | 35-39 | 40-49 | 50-64 | 65+ | Male | 17 & | 18-19 | 20-21 | 22-24 | 25-29 | 30-34 | 35-39 | 40-49 | 50-64 | 65+ |
| Students | Enrolled | Under | | | | | | | | | | | Enrolled | Under | | | | | | | | | |
| 006100 CAREER DEV | 580 | 372 | 294 | 60 | 2 | 1 | 4 | 1 | 2 | 1 | 6 | 1 | 208 | 174 | 30 | 1 | 0 | 0 | 1 | 0 | 1 | 0 | 1 |
| 003995 Central Carolina Technical College Total: | 2,640 | 1,783 | 306 | 340 | 257 | 204 | 240 | 149 | 99 | 116 | 65 | 7 | 857 | 180 | 275 | 128 | 74 | 65 | 47 | 29 | 37 | 20 | 2 |

EDSS ST 115 Fall to Fall Retention
EDSS ST 105 2019 Fall Open Enrollment
EDSS ST 101Q 2019 Fall Open Enrollment
2020 Program Evaluation In-House Status Report

Central Carolina Technical College
2021 Fall Open Enrollment by Program, Gender, & Ethnicity

Female Enrollment by Age

Male Enrollment by Age

| Associate Degrees | American Indian or Alaskan Native | Asian | Black or African American | Hispanic/Latino | Hawaiian or Other Pacific Islander | Race and Ethnicity Unknown | Two or more Races | White | Female Total | American Indian or Alaskan Native | Asian | Black or African American | Hispanic/Latino | Hawaiian or Other Pacific Islander | Race and Ethnicity Unknown | Two or more Races | White | Male Total | Enrolled |
|--------------------------------|-----------------------------------|-----------|---------------------------|-----------------|---|----------------------------|-------------------|------------|--------------|-----------------------------------|----------|---------------------------|-----------------|---|----------------------------|-------------------|------------|------------|-------------|
| | Accounting | 0 | 0 | 22 | 1 | 0 | 0 | 1 | 24 | 48 | 0 | 0 | 7 | 1 | 1 | 0 | 0 | 3 | 12 |
| Administrative Office Tech. | 0 | 0 | 5 | 1 | 0 | 0 | 0 | 2 | 8 | 0 | 0 | 0 | 0 | 0 | 0 | 0 | 0 | 0 | 8 |
| Computer Technology | 0 | 1 | 19 | 2 | 0 | 0 | 1 | 12 | 35 | 0 | 1 | 31 | 2 | 2 | 1 | 1 | 34 | 72 | 107 |
| Criminal Justice Technology | 0 | 0 | 17 | 3 | 0 | 0 | 0 | 10 | 30 | 0 | 0 | 8 | 0 | 0 | 0 | 0 | 4 | 12 | 42 |
| Early Care And Education | 1 | 0 | 32 | 4 | 0 | 0 | 1 | 24 | 62 | 0 | 0 | 1 | 2 | 0 | 0 | 0 | 2 | 5 | 67 |
| Engineering Design Technology | 0 | 2 | 4 | 1 | 0 | 0 | 1 | 5 | 13 | 0 | 0 | 11 | 3 | 0 | 0 | 0 | 10 | 24 | 37 |
| Environmental Eng.Tech. | 0 | 0 | 0 | 1 | 0 | 0 | 1 | 5 | 7 | 0 | 0 | 2 | 0 | 0 | 0 | 0 | 13 | 15 | 22 |
| General Technology | 0 | 0 | 1 | 2 | 0 | 0 | 0 | 3 | 6 | 0 | 0 | 16 | 2 | 1 | 2 | 1 | 49 | 71 | 77 |
| Human Services | 0 | 0 | 39 | 3 | 0 | 0 | 0 | 24 | 66 | 0 | 0 | 5 | 0 | 0 | 0 | 0 | 5 | 10 | 76 |
| Management | 0 | 1 | 41 | 6 | 0 | 0 | 0 | 21 | 69 | 0 | 0 | 18 | 2 | 0 | 0 | 1 | 22 | 43 | 112 |
| NRM | 0 | 0 | 1 | 0 | 0 | 0 | 0 | 7 | 8 | 0 | 1 | 1 | 0 | 1 | 0 | 0 | 19 | 22 | 30 |
| Nursing (ADN) | 0 | 2 | 56 | 9 | 0 | 0 | 1 | 96 | 164 | 0 | 0 | 7 | 0 | 0 | 0 | 0 | 15 | 22 | 186 |
| Paralegal | 0 | 0 | 11 | 1 | 0 | 0 | 0 | 11 | 23 | 0 | 0 | 0 | 0 | 0 | 0 | 0 | 4 | 4 | 27 |
| Associate In Arts | 0 | 3 | 224 | 21 | 4 | 2 | 6 | 210 | 470 | 0 | 1 | 38 | 8 | 1 | 0 | 4 | 59 | 111 | 581 |
| Associate In Science | 0 | 2 | 28 | 7 | 2 | 0 | 2 | 31 | 72 | 0 | 0 | 9 | 1 | 0 | 1 | 2 | 26 | 39 | 111 |
| Associate Degree Totals | 1 | 11 | 500 | 62 | 6 | 2 | 14 | 485 | 1081 | 0 | 3 | 154 | 21 | 6 | 4 | 9 | 265 | 462 | 1543 |
| Diplomas | American Indian or Alaskan Native | Asian | Black or African American | Hispanic/Latino | Hawaiian or Other Pacific Islander | Race and Ethnicity Unknown | Two or more Races | White | Female Total | American Indian or Alaskan Native | Asian | Black or African American | Hispanic/Latino | Hawaiian or Other Pacific Islander | Race and Ethnicity Unknown | Two or more Races | White | Male Total | Enrolled |
| Medical Assisting | 0 | 0 | 11 | 0 | 0 | 1 | 0 | 2 | 14 | 0 | 0 | 0 | 0 | 0 | 0 | 0 | 0 | 0 | 14 |
| Surgical Technology | 0 | 1 | 1 | 3 | 0 | 0 | 0 | 13 | 18 | 0 | 0 | 0 | 0 | 0 | 0 | 0 | 0 | 0 | 18 |
| Diploma Degree Total | 0 | 1 | 12 | 3 | 0 | 1 | 0 | 15 | 32 | 0 | 0 | 0 | 0 | 0 | 0 | 0 | 0 | 0 | 32 |
| Certificates | American Indian or Alaskan Native | Asian | Black or African American | Hispanic/Latino | Native Hawaiian or Other Pacific Islander | Race and Ethnicity Unknown | Two or more Races | White | Female Total | American Indian or Alaskan Native | Asian | Black or African American | Hispanic/Latino | Native Hawaiian or Other Pacific Islander | Race and Ethnicity Unknown | Two or more Races | White | Male Total | Enrolled |
| Accounting Specialist | 0 | 0 | 1 | 0 | 1 | 0 | 0 | 3 | 5 | 0 | 0 | 0 | 0 | 0 | 0 | 0 | 0 | 0 | 5 |
| Advanced AACH | 0 | 0 | 0 | 0 | 0 | 0 | 0 | 0 | 0 | 0 | 0 | 0 | 1 | 0 | 0 | 1 | 2 | 4 | 4 |
| Advanced CNC Programming | 0 | 0 | 0 | 0 | 0 | 0 | 0 | 0 | 0 | 0 | 0 | 0 | 0 | 0 | 0 | 0 | 0 | 0 | 0 |

| Certificates | American Indian or Alaskan Native | Asian | Black or African American | Hispanic/Latino | Native Hawaiian or Other Pacific | Race and Ethnicity Unknown | Two or more Races | White | Female Total | American Indian or Alaskan Native | Asian | Black or African American | Hispanic/Latino | Native Hawaiian or Other Pacific | Race and Ethnicity Unknown | Two or more Races | White | Male Total | Enrolled |
|----------------------------------|-----------------------------------|----------|---------------------------|-----------------|----------------------------------|----------------------------|-------------------|------------|--------------|-----------------------------------|----------|---------------------------|-----------------|----------------------------------|----------------------------|-------------------|------------|------------|------------|
| Advanced Mechatronics | 0 | 0 | 0 | 0 | 0 | 0 | 0 | 0 | 0 | 0 | 0 | 0 | 0 | 0 | 0 | 0 | 0 | 0 | 0 |
| Advanced Medical Coding | 0 | 1 | 7 | 0 | 0 | 1 | 1 | 10 | 20 | 0 | 0 | 0 | 0 | 0 | 0 | 0 | 0 | 0 | 20 |
| Advanced Pipe Welding | 0 | 0 | 0 | 0 | 0 | 0 | 1 | 2 | 3 | 0 | 0 | 2 | 0 | 0 | 0 | 0 | 7 | 9 | 12 |
| Applications Specialist | 0 | 0 | 1 | 0 | 0 | 0 | 0 | 0 | 1 | 0 | 0 | 0 | 0 | 0 | 0 | 0 | 0 | 0 | 1 |
| Automotive Diagnostic Tech. | 0 | 0 | 1 | 0 | 0 | 0 | 0 | 0 | 1 | 0 | 0 | 3 | 0 | 0 | 0 | 0 | 3 | 6 | 7 |
| Automotive Technology | 0 | 0 | 0 | 0 | 0 | 0 | 0 | 1 | 1 | 0 | 0 | 6 | 1 | 1 | 0 | 0 | 7 | 15 | 16 |
| Basic AACH | 0 | 0 | 0 | 0 | 0 | 0 | 0 | 1 | 1 | 0 | 0 | 6 | 1 | 0 | 0 | 0 | 9 | 16 | 17 |
| Basic Machining and CNC Fund. | 0 | 0 | 0 | 1 | 0 | 0 | 0 | 0 | 1 | 0 | 0 | 2 | 1 | 2 | 0 | 0 | 4 | 9 | 10 |
| Basic Mechatronics | 0 | 0 | 1 | 0 | 0 | 0 | 0 | 1 | 2 | 0 | 0 | 9 | 0 | 0 | 0 | 0 | 23 | 32 | 34 |
| Child Care Assistant | 0 | 0 | 1 | 0 | 0 | 0 | 0 | 0 | 1 | 0 | 0 | 0 | 0 | 0 | 0 | 0 | 0 | 0 | 1 |
| Computer Specialist | 0 | 0 | 0 | 0 | 0 | 0 | 0 | 0 | 0 | 0 | 0 | 1 | 0 | 0 | 0 | 0 | 1 | 2 | 2 |
| Cybersecurity | 0 | 0 | 1 | 0 | 0 | 0 | 0 | 0 | 1 | 0 | 1 | 6 | 0 | 0 | 0 | 0 | 5 | 12 | 13 |
| Early Childhood Development | 0 | 0 | 2 | 0 | 0 | 0 | 0 | 0 | 2 | 0 | 0 | 0 | 0 | 0 | 0 | 0 | 0 | 0 | 2 |
| Entrepreneurship/Small Bus. | 0 | 0 | 3 | 0 | 1 | 0 | 1 | 1 | 6 | 0 | 0 | 5 | 0 | 0 | 0 | 0 | 3 | 8 | 14 |
| Environmental Health & Safety | 0 | 0 | 0 | 0 | 0 | 0 | 0 | 0 | 0 | 0 | 0 | 0 | 0 | 0 | 0 | 0 | 0 | 0 | 0 |
| Gerontology | 0 | 0 | 1 | 0 | 0 | 0 | 0 | 3 | 4 | 0 | 0 | 0 | 0 | 0 | 0 | 0 | 0 | 0 | 4 |
| Human Services | 0 | 0 | 5 | 0 | 1 | 0 | 0 | 0 | 6 | 0 | 0 | 0 | 0 | 0 | 0 | 0 | 0 | 0 | 6 |
| Human Resources Specialist | 0 | 0 | 2 | 0 | 0 | 0 | 0 | 3 | 5 | 0 | 0 | 0 | 0 | 0 | 0 | 0 | 0 | 0 | 5 |
| Infant and Toddler Care | 0 | 0 | 3 | 1 | 0 | 0 | 0 | 0 | 4 | 0 | 0 | 0 | 0 | 0 | 0 | 0 | 0 | 0 | 4 |
| Information Processing | 0 | 0 | 1 | 0 | 0 | 0 | 0 | 1 | 2 | 0 | 0 | 0 | 0 | 0 | 0 | 0 | 0 | 0 | 2 |
| Logistics and Supply Chain | 0 | 0 | 2 | 0 | 0 | 0 | 0 | 0 | 2 | 0 | 0 | 1 | 1 | 0 | 0 | 0 | 2 | 4 | 6 |
| Marketing and Sales | 0 | 0 | 1 | 0 | 0 | 0 | 0 | 2 | 3 | 0 | 0 | 2 | 0 | 1 | 0 | 0 | 1 | 4 | 7 |
| Massage Therapy | 0 | 0 | 5 | 1 | 0 | 0 | 0 | 6 | 12 | 0 | 0 | 2 | 0 | 0 | 0 | 0 | 1 | 3 | 15 |
| Medical Office Admin. Asst. | 0 | 0 | 6 | 0 | 0 | 0 | 0 | 4 | 10 | 0 | 0 | 0 | 1 | 0 | 0 | 0 | 0 | 1 | 11 |
| Medical Record Coding | 0 | 0 | 8 | 0 | 1 | 0 | 0 | 17 | 26 | 0 | 0 | 0 | 0 | 0 | 0 | 0 | 0 | 0 | 26 |
| Office Management | 0 | 0 | 0 | 0 | 0 | 0 | 0 | 0 | 0 | 0 | 0 | 0 | 0 | 0 | 0 | 0 | 0 | 0 | 0 |
| Pharmacy Technician | 0 | 0 | 5 | 0 | 0 | 0 | 0 | 1 | 6 | 0 | 0 | 0 | 0 | 0 | 0 | 0 | 1 | 1 | 7 |
| Pre-Nursing Preparatory | 0 | 4 | 83 | 3 | 2 | 0 | 4 | 73 | 169 | 0 | 0 | 3 | 0 | 1 | 0 | 1 | 9 | 14 | 183 |
| Supervision and Leadership | 0 | 0 | 0 | 0 | 0 | 0 | 0 | 0 | 0 | 0 | 0 | 1 | 0 | 0 | 0 | 0 | 0 | 1 | 1 |
| Wastewater Operator | 0 | 0 | 0 | 0 | 0 | 0 | 0 | 0 | 0 | 0 | 0 | 0 | 1 | 0 | 0 | 0 | 3 | 4 | 4 |
| Water Operator | 0 | 0 | 1 | 0 | 0 | 0 | 0 | 0 | 1 | 0 | 0 | 0 | 0 | 0 | 0 | 0 | 4 | 4 | 5 |
| Welding | 0 | 0 | 1 | 0 | 0 | 0 | 0 | 2 | 3 | 0 | 0 | 6 | 5 | 0 | 0 | 0 | 27 | 38 | 41 |
| Certificate Program Total | 0 | 5 | 142 | 6 | 6 | 1 | 7 | 131 | 298 | 0 | 1 | 55 | 12 | 5 | 0 | 2 | 112 | 187 | 485 |

| Certificates | American Indian or Alaskan Native | Asian | Black or African American | Hispanic/Latino | Native Hawaiian or Other Pacific | Race and Ethnicity Unknown | Two or more Races | White | Female Total | American Indian or Alaskan Native | Asian | Black or African American | Hispanic/Latino | Native Hawaiian or Other Pacific | Race and Ethnicity Unknown | Two or more Races | White | Male Total | Enrolled |
|---------------------------|-----------------------------------|-----------|---------------------------|-----------------|----------------------------------|----------------------------|-------------------|------------|---------------------|-----------------------------------|----------|---------------------------|-----------------|----------------------------------|----------------------------|-------------------|------------|-------------------|-----------------|
| CAREER DEVELOPMENT | 0 | 2 | 131 | 17 | 2 | 1 | 7 | 212 | 372 | 0 | 3 | 59 | 5 | 4 | 0 | 1 | 136 | 208 | 580 |
| | | | | | | | | | | | | | | | | | | | |
| College Total | 1 | 19 | 785 | 88 | 14 | 5 | 28 | 843 | 1783 | 0 | 7 | 268 | 38 | 15 | 4 | 12 | 513 | 857 | 2640 |

Source: EDSS ENR101Q Fall 2021 Open Enrollment by Program, Gender, Ethnicity

Central Carolina Technical College

2020 Fall Open Enrollment

| Associate Degrees | No. Of | Contact | Credit | CR/15 | Am. Indian HI or Pac | | | | | | | | | | | | Retention Fall to Fall | | | Graduates | |
|--------------------------------------|--------------|----------------|---------------|-----------------|----------------------|------------|-------------|------------|------------|-----------|-----------|----------|-----------|-----------|-----------|-------------|------------------------|---------------|----------------|--------------------|----------------|
| | Students | Hours | Hours | F.T.E. | Female | Male | Total | Black | White | Hispanic | AK Native | Islander | Asian | Unknown | 2 or More | Total | Enrolled 2019 | Enrolled 2020 | Retention Rate | 7/1/2020-6/30/2021 | Placement Rate |
| | | | | | | | | | | | | | | | | | | | | | |
| Accounting | 52 | 6,920 | 499 | 33.27 | 39 | 13 | 52 | 22 | 27 | 2 | 0 | 1 | 0 | 0 | 0 | 52 | 49 | 16 | 33% | 5 | 100% |
| Administrative Office Technology | 17 | 1,872 | 129 | 8.60 | 16 | 1 | 17 | 10 | 5 | 2 | 0 | 0 | 0 | 0 | 17 | 25 | 10 | 40% | 5 | 80% | |
| Management | 123 | 15,880 | 1,127 | 75.13 | 70 | 53 | 123 | 69 | 43 | 6 | 0 | 0 | 1 | 0 | 4 | 123 | 140 | 47 | 34% | 16 | 63% |
| Computer Technology | 105 | 14,000 | 1,072 | 71.47 | 29 | 76 | 105 | 46 | 48 | 4 | 0 | 0 | 1 | 4 | 2 | 105 | 127 | 44 | 35% | 16 | 69% |
| Nursing (ADN) | 176 | 55,966 | 1,493 | 99.53 | 161 | 15 | 176 | 60 | 100 | 6 | 0 | 0 | 4 | 1 | 5 | 176 | 201 | 83 | 41% | 112 | 96% |
| Engineering Design Technology | 63 | 19,504 | 705 | 47.00 | 16 | 47 | 63 | 26 | 33 | 2 | 0 | 0 | 1 | 0 | 1 | 63 | 75 | 37 | 49% | 17 | 76% |
| General Technology | 74 | 27,736 | 839 | 55.93 | 5 | 69 | 74 | 20 | 51 | 2 | 0 | 0 | 0 | 0 | 1 | 74 | 91 | 22 | 24% | 40 | 98% |
| Environmental Engineering Technology | 23 | 2,576 | 178 | 11.87 | 5 | 18 | 23 | 7 | 14 | 1 | 0 | 0 | 0 | 1 | 0 | 23 | 22 | 6 | 27% | 4 | 100% |
| Natural Resources Management | 30 | 7,896 | 370 | 24.67 | 11 | 19 | 30 | 0 | 28 | 0 | 0 | 0 | 1 | 1 | 0 | 30 | 41 | 17 | 41% | 6 | 100% |
| Human Services | 79 | 11,560 | 675 | 45.00 | 71 | 8 | 79 | 52 | 25 | 2 | 0 | 0 | 0 | 0 | 0 | 79 | 90 | 29 | 32% | 28 | 74% |
| Criminal Justice Technology | 41 | 4,992 | 368 | 24.53 | 26 | 15 | 41 | 21 | 17 | 1 | 0 | 0 | 1 | 1 | 0 | 41 | 54 | 9 | 17% | 6 | 67% |
| Early Care And Education | 64 | 9,016 | 595 | 39.67 | 62 | 2 | 64 | 30 | 25 | 6 | 1 | 0 | 0 | 0 | 2 | 64 | 90 | 24 | 27% | 8 | 88% |
| Paralegal | 25 | 4,056 | 267 | 17.80 | 21 | 4 | 25 | 9 | 16 | 0 | 0 | 0 | 0 | 0 | 0 | 25 | 34 | 11 | 32% | 4 | 75% |
| Associate In Arts | 672 | 108,200 | 5,973 | 398.20 | 557 | 115 | 672 | 293 | 321 | 30 | 1 | 1 | 4 | 6 | 16 | 672 | 1089 | 309 | 28% | 94 | 96% |
| Associate In Science | 150 | 29,808 | 1,486 | 99.07 | 100 | 50 | 150 | 47 | 81 | 11 | 0 | 3 | 2 | 1 | 5 | 150 | 168 | 51 | 30% | 27 | 89% |
| Associate Totals | 1,694 | 319,982 | 15,776 | 1,051.73 | 1189 | 505 | 1694 | 712 | 834 | 75 | 2 | 5 | 15 | 15 | 36 | 1694 | 2296 | 715 | 31% | 388 | 84.58% |
| | | | | | | | | | | | | | | | | | | | | | |
| Diplomas | No. Of | Contact | Credit | CR/15 | Am. Indian HI or Pac | | | | | | | | | | | | Retention | | | Graduates | |
| | Students | Hours | Hours | F.T.E. | Female | Male | Total | Black | White | Hispanic | AK Native | Islander | Asian | Unknown | 2 or More | Total | Enrolled 2019 | Enrolled 2020 | Retention Rate | 7/1/2020-6/30/2021 | Placement Rate |
| | | | | | | | | | | | | | | | | | | | | | |
| Administrative Support | 0 | 0 | 0 | 0.00 | 0 | 0 | 0 | 0 | 0 | 0 | 0 | 0 | 0 | 0 | 0 | 0 | 1 | 0 | 0% | 3 | 67% |
| Surgical Technology | 19 | 10,016 | 261 | 17.40 | 16 | 3 | 19 | 2 | 14 | 2 | 0 | 0 | 1 | 0 | 0 | 19 | 19 | 1 | 5% | 12 | 83% |
| Medical Assisting | 28 | 12,448 | 348 | 23.20 | 28 | 0 | 28 | 19 | 6 | 2 | 0 | 0 | 1 | 0 | 0 | 28 | 23 | 4 | 17% | 20 | 100% |
| Diploma Totals | 47 | 22,464 | 609 | 40.60 | 44 | 3 | 47 | 21 | 20 | 4 | 0 | 0 | 2 | 0 | 0 | 47 | 43 | 5 | 12% | 35 | 83.33% |
| | | | | | | | | | | | | | | | | | | | | | |
| Certificates | No. Of | Contact | Credit | CR/15 | Am. Indian HI or Pac | | | | | | | | | | | | Retention | | | Graduates | |
| | Students | Hours | Hours | F.T.E. | Female | Male | Total | Black | White | Hispanic | AK Native | Islander | Asian | Unknown | 2 or More | Total | Enrolled 2019 | Enrolled 2020 | Retention Rate | 7/1/2020-6/30/2021 | Placement Rate |
| | | | | | | | | | | | | | | | | | | | | | |
| Internetworking | 0 | 0 | 0 | 0 | 0 | 0 | 0 | 0 | 0 | 0 | 0 | 0 | 0 | 0 | 0 | 0 | 1 | 0 | 0% | 0 | - |
| General Education | 0 | 0 | 0 | 0 | 0 | 0 | 0 | 0 | 0 | 0 | 0 | 0 | 0 | 0 | 0 | 0 | 1 | 0 | 0% | 14 | 100% |
| Infant & Toddler | 0 | 0 | 0 | 0 | 0 | 0 | 0 | 0 | 0 | 0 | 0 | 0 | 0 | 0 | 0 | 0 | - | - | - | 0 | - |
| Water Operator | 0 | 0 | 0 | 0 | 0 | 0 | 0 | 0 | 0 | 0 | 0 | 0 | 0 | 0 | 0 | 0 | 5 | 0 | 0% | 4 | 100% |
| Wastewater Operator | 3 | 240 | 15 | 1.00 | 1 | 2 | 3 | 0 | 2 | 0 | 0 | 0 | 0 | 0 | 1 | 3 | 7 | 0 | 0% | 3 | 100% |
| Environmental Health and Safety | 2 | 192 | 12 | 0.80 | 2 | 0 | 2 | 2 | 0 | 0 | 0 | 0 | 0 | 0 | 0 | - | 2 | 0 | 0% | 2 | 100% |
| Gerontology | 4 | 264 | 30 | 2.00 | 4 | 0 | 4 | 2 | 2 | 0 | 0 | 0 | 0 | 0 | 0 | 4 | 2 | 1 | 50% | 3 | 100% |
| Advanced CNC Programming | 3 | 1,152 | 27 | 1.80 | 2 | 1 | 3 | 0 | 3 | 0 | 0 | 0 | 0 | 0 | 0 | - | - | - | - | 5 | 100% |
| Advanced Medical Coding | 16 | 1,536 | 120 | 8.00 | 16 | 0 | 16 | 10 | 5 | 0 | 0 | 0 | 0 | 0 | 1 | 16 | 20 | 0 | 0% | 14 | 100% |
| Applications Specialist | 3 | 144 | 15 | 1.00 | 3 | 0 | 3 | 3 | 0 | 0 | 0 | 0 | 0 | 0 | 0 | 3 | - | - | - | 0 | - |
| Child Care Assistant | 0 | 0 | 0 | 0 | 0 | 0 | 0 | 0 | 0 | 0 | 0 | 0 | 0 | 0 | 0 | 0 | - | - | - | 0 | - |
| Early Childhood Development | 2 | 120 | 10 | 0.67 | 2 | 0 | 2 | 1 | 1 | 0 | 0 | 0 | 0 | 0 | 0 | 2 | 1 | 0 | 0% | 7 | 86% |
| Information Processing | 1 | 24 | 3 | 0.2 | 1 | 0 | 1 | 1 | 0 | 0 | 0 | 0 | 0 | 0 | 0 | 1 | 1 | 0 | 0% | 6 | 66.67% |
| Basic Air Conditioning and Heating | 14 | 5480 | 168 | 11.2 | 0 | 14 | 14 | 2 | 10 | 1 | 0 | 0 | 0 | 0 | 1 | 14 | 33 | 3 | 9% | 3 | 66.67% |

| Certificates | No. Of | Contact | Credit | CR/15 | Am. Indian HI or Pac Ethnicity 2 or Total | | | | | | | | | | | | Enrolled | Enrolled | Retention | 7/1/2020- | Placement |
|---|------------|----------------|--------------|---------------|---|------|-------|-------|-------|----------|-----------|----------|-------|---------|------|------|----------|----------|-----------|-----------|-----------|
| | Students | Hours | Hours | F.T.E. | Female | Male | Total | Black | White | Hispanic | AK Native | Islander | Asian | Unknown | More | 2019 | 2020 | Rate | 6/30/2021 | Rate | |
| Welding | 37 | 17688 | 464 | 30.933333 | 5 | 32 | 37 | 14 | 22 | 0 | 0 | 0 | 1 | 0 | 0 | 37 | 54 | 3 | 6% | 18 | 50.00% |
| Computer Specialist | 7 | 816 | 69 | 4.6 | 4 | 3 | 7 | 4 | 3 | 0 | 0 | 0 | 0 | 0 | 0 | 7 | 3 | 0 | 0% | 10 | 60.00% |
| Accounting Specialist | 9 | 888 | 60 | 4 | 9 | 0 | 9 | 4 | 4 | 0 | 0 | 0 | 0 | 0 | 1 | 9 | 5 | 1 | 20% | 9 | 88.89% |
| Advanced Air Conditioning and Heating | 2 | 736 | 16 | 1.066667 | 0 | 2 | 2 | 0 | 2 | 0 | 0 | 0 | 0 | 0 | 0 | 2 | 1 | 0 | 0% | 7 | 100.00% |
| Medical Record Coding Certificate | 24 | 3360 | 210 | 14 | 24 | 0 | 24 | 9 | 13 | 1 | 0 | 0 | 0 | 1 | 0 | 24 | 22 | 3 | 14% | 13 | 100.00% |
| Automotive Technology | 13 | 4248 | 141 | 9.4 | 1 | 12 | 13 | 7 | 3 | 2 | 0 | 0 | 1 | 0 | 0 | 13 | 22 | 2 | 9% | 11 | 72.73% |
| Automotive Diagnostic Technology | 8 | 1200 | 80 | 5.333333 | 0 | 8 | 8 | 4 | 4 | 0 | 0 | 0 | 0 | 0 | 0 | 8 | 7 | 0 | 0% | 3 | 66.67% |
| Basic Mechatronics | 35 | 10936 | 426 | 28.4 | 3 | 32 | 35 | 5 | 23 | 3 | 0 | 1 | 0 | 3 | 0 | 35 | 31 | 1 | 3% | 28 | 100.00% |
| Advanced Mechatronics | 1 | 384 | 9 | 0.6 | 0 | 1 | 1 | 0 | 0 | 0 | 0 | 0 | 1 | 0 | 0 | - | - | - | - | 23 | 95.65% |
| Advanced Pipe Welding | 16 | 6936 | 195 | 13 | 1 | 15 | 16 | 5 | 8 | 2 | 0 | 0 | 0 | 0 | 1 | 16 | 24 | 1 | 4% | 15 | 93.33% |
| Human Services | 3 | 216 | 18 | 1.2 | 1 | 2 | 3 | 2 | 26 | 0 | 0 | 0 | 0 | 0 | 0 | 28 | 0 | 0 | - | 27 | 85.00% |
| Massage Therapy | 16 | 10536 | 151 | 10.06667 | 16 | 0 | 16 | 9 | 6 | 0 | 0 | 0 | 0 | 0 | 1 | 16 | 17 | 1 | 6% | 2 | 100.00% |
| Basic Machining and CNC Fundamentals | 4 | 1248 | 47 | 3.133333 | 0 | 4 | 4 | 0 | 4 | 0 | 0 | 0 | 0 | 0 | 0 | 4 | 10 | 0 | 0% | 7 | 100.00% |
| Pharmacy Technician | 8 | 2400 | 90 | 6 | 7 | 1 | 8 | 6 | 2 | 0 | 0 | 0 | 0 | 0 | 0 | 8 | 16 | 0 | 0% | 13 | 100.00% |
| Medical Office Administrative Assistant | 6 | 736 | 53 | 3.533333 | 6 | 0 | 6 | 3 | 3 | 0 | 0 | 0 | 0 | 0 | 0 | 6 | 7 | 1 | 14% | 2 | 100.00% |
| Cybersecurity | 9 | 912 | 90 | 6 | 3 | 6 | 9 | 5 | 3 | 1 | 0 | 0 | 0 | 0 | 0 | 9 | 12 | 0 | 0% | 7 | 57.14% |
| Patient Care Technician | 0 | 0 | 0 | 0 | 0 | 0 | 0 | 0 | 0 | 0 | 0 | 0 | 0 | 0 | 0 | 0 | 4 | 0 | 0% | 6 | 100.00% |
| Entrepreneurship/Small Business | 16 | 1832 | 136 | 9.066667 | 13 | 3 | 16 | 12 | 2 | 1 | 0 | 0 | 0 | 0 | 1 | 16 | 8 | 3 | 38% | 2 | 100.00% |
| Supervision and Leadership Foundations | 3 | 336 | 21 | 1.4 | 2 | 1 | 3 | 3 | 0 | 0 | 0 | 0 | 0 | 0 | 0 | 3 | 2 | 1 | 50% | 5 | 100.00% |
| Web Development | 0 | 0 | 0 | 0 | 0 | 0 | 0 | 0 | 0 | 0 | 0 | 0 | 0 | 0 | 0 | 0 | 1 | 0 | 0% | 1 | 100.00% |
| Human Resources Specialist | 3 | 264 | 21 | 1.4 | 3 | 0 | 3 | 3 | 0 | 0 | 0 | 0 | 0 | 0 | 0 | 3 | 10 | 0 | 0% | 4 | 100.00% |
| Logistics and Supply Chain Management | 7 | 744 | 56 | 3.733333 | 6 | 1 | 7 | 2 | 4 | 0 | 0 | 0 | 0 | 0 | 1 | 7 | 7 | 0 | 0% | 0 | - |
| Marketing & Sales for Small Business | 4 | 488 | 43 | 2.866667 | 4 | 0 | 4 | 1 | 2 | 0 | 0 | 0 | 1 | 0 | 0 | 4 | - | - | - | 0 | - |
| Office Management | 4 | 536 | 40 | 2.666667 | 4 | 0 | 4 | 1 | 1 | 1 | 0 | 0 | 0 | 1 | 0 | 4 | 1 | 0 | 0% | 1 | 100.00% |
| Pre-Nursing Preparatory | 168 | 30560 | 1759 | 117.2667 | 152 | 16 | 168 | 80 | 5 | 5 | 0 | 0 | 1 | 0 | 2 | 93 | - | - | - | 0 | - |
| Certificate Totals | 451 | 107,152 | 4,595 | 306.33 | 295 | 156 | 451 | 200 | 163 | 17 | 0 | 1 | 4 | 6 | 10 | 395 | 427 | 50 | 12% | 44652 | 90.26% |

| Major | No. Of | Contact | Credit | CR/15 | Am. Indian HI or Pac Ethnicity 2 or Total | | | | | | | | | | | | Enrolled | Enrolled | Retention | 7/1/2020- | Placement |
|--|----------|---------|--------|----------|---|------|-------|-------|-------|----------|-----------|----------|-------|---------|------|-------|----------|----------|-----------|-----------|-----------|
| | Students | Hours | Hours | F.T.E. | Female | Male | Total | Black | White | Hispanic | AK Native | Islander | Asian | Unknown | More | 2019 | 2020 | Rate | 6/30/2021 | Rate | |
| CAREER DEVELOPMENT | 693 | 82,072 | 4,843 | 693.00 | 452 | 241 | 693 | 224 | 23 | 23 | 0 | 0 | 8 | 10 | 0 | 288 | 679 | 162 | 24% | - | - |
| 003995 Central Carolina Technical College Total: | 2,885 | 531,670 | 25,823 | 2,091.67 | 1980 | 905 | 2885 | 1,157 | 1,040 | 119 | 2 | 6 | 29 | 31 | 46 | 2,424 | 3361 | 904 | 27% | 45075 | 86% |

EDSS ST 115 2019-20 Fall to Fall Retention
EDSS ST 105 2020 Fall Open Enrollment
EDSS ST 101Q 2020 Fall Open Enrollment
2021 Program Evaluation In-House Status Report

Central Carolina Technical College 2020 Fall Open Enrollment by Program, Gender, Age

Female Enrollment by Age

Male Enrollment by Age

| Associate Degrees | Female Enrollment by Age | | | | | | | | | | | Male Enrollment by Age | | | | | | | | | | | |
|---------------------------------|--------------------------|------------|------------|------------|------------|------------|-----------|------------|-----------|----------|-------------|------------------------|------------|------------|-----------|-----------|-----------|-----------|-----------|-----------|----------|------------|-------------|
| | 17 & Under | 18-19 | 20-21 | 22-24 | 25-29 | 30-34 | 35-39 | 40-49 | 50-64 | 65+ | Female | 17 & Under | 18-19 | 20-21 | 22-24 | 25-29 | 30-34 | 35-39 | 40-49 | 50-64 | 65+ | Male | Total |
| Accounting | | 7 | 4 | 4 | 7 | 4 | 5 | 5 | 3 | | 39 | | 5 | 1 | 2 | 2 | | | 1 | 2 | | 13 | 52 |
| Administrative Office Tech. | | | 3 | 2 | 2 | 4 | 1 | 2 | 2 | | 16 | | | | | | 1 | | | | | 1 | 17 |
| Computer Technology | | 6 | 6 | 5 | 8 | 2 | 1 | | 1 | | 29 | | 35 | 13 | 9 | 8 | 3 | 1 | 4 | 2 | 1 | 76 | 105 |
| Criminal Justice Technology | 1 | 8 | 8 | 3 | 3 | 2 | 1 | | | | 26 | | 6 | 4 | 1 | 3 | | | | 1 | | 15 | 41 |
| Early Care And Education | 1 | 18 | 9 | 11 | 8 | 4 | 3 | 4 | 4 | | 62 | | 1 | | | | 1 | | | | | 2 | 64 |
| Engineering Design Technology | | 9 | 3 | | 2 | 1 | | | 1 | | 16 | | 17 | 11 | 8 | 6 | 3 | | 1 | 1 | | 47 | 63 |
| Environmental Engineering Tech. | | | 1 | | 1 | 1 | 2 | | | | 5 | | 4 | 2 | | 2 | 2 | 1 | 5 | 2 | | 18 | 23 |
| General Technology | | 3 | | | | 1 | | 1 | | | 5 | | 20 | 18 | 7 | 7 | 10 | 1 | 1 | 3 | 2 | 69 | 74 |
| Human Services | | 16 | 4 | 9 | 14 | 6 | 9 | 3 | 7 | 3 | 71 | | 1 | 2 | | | | 2 | 2 | 1 | | 8 | 79 |
| Management | | 20 | 7 | 8 | 9 | 8 | 5 | 9 | 4 | | 70 | | 24 | 11 | 5 | 5 | 3 | 2 | 2 | 1 | | 53 | 123 |
| NRM | | 4 | 2 | 2 | 1 | | 1 | | 1 | | 11 | | 9 | 6 | 3 | 1 | | | | | | 19 | 30 |
| Nursing (ADN) | | 5 | 34 | 29 | 35 | 20 | 11 | 21 | 6 | | 161 | | 1 | 3 | 2 | 4 | 1 | | 2 | 2 | | 15 | 176 |
| Paralegal | | 2 | 9 | 4 | 3 | 2 | | 1 | | | 21 | | 1 | 1 | 1 | | 1 | | | | | 4 | 25 |
| Associate In Arts | 1 | 135 | 113 | 82 | 88 | 51 | 28 | 47 | 11 | 1 | 557 | | 38 | 34 | 18 | 9 | 7 | 3 | 5 | 1 | | 115 | 672 |
| Associate In Science | | 35 | 21 | 19 | 13 | 1 | 3 | 7 | 1 | | 100 | 2 | 21 | 13 | 7 | 5 | 1 | 1 | | | | 50 | 150 |
| Associate Degree Total: | 3 | 268 | 224 | 178 | 194 | 107 | 70 | 100 | 41 | 4 | 1189 | 2 | 183 | 119 | 63 | 52 | 33 | 11 | 23 | 16 | 3 | 505 | 1694 |
| Diplomas | 17 & Under | 18-19 | 20-21 | 22-24 | 25-29 | 30-34 | 35-39 | 40-49 | 50-64 | 65+ | Female | 17 & Under | 18-19 | 20-21 | 22-24 | 25-29 | 30-34 | 35-39 | 40-49 | 50-64 | 65+ | Male | Total |
| Medical Assisting | | 2 | 6 | 11 | 3 | 3 | | 2 | 1 | | 28 | | | | | | | | | | | 0 | 28 |
| Surgical Technology | | 2 | 5 | 2 | 3 | 3 | | 1 | | | 16 | | 1 | | | | | 1 | 1 | | | 3 | 19 |
| Diploma Degree Total: | 0 | 4 | 11 | 13 | 6 | 6 | 0 | 3 | 1 | 0 | 44 | 0 | 1 | 0 | 0 | 0 | 1 | 1 | 0 | 0 | 0 | 3 | 47 |
| Certificates | 17 & Under | 18-19 | 20-21 | 22-24 | 25-29 | 30-34 | 35-39 | 40-49 | 50-64 | 65+ | Female | 17 & Under | 18-19 | 20-21 | 22-24 | 25-29 | 30-34 | 35-39 | 40-49 | 50-64 | 65+ | Male | Total |
| Accounting Specialist | | | | 1 | 2 | 1 | | | 3 | 2 | 9 | | | | | | | | | | | 0 | 9 |
| Advanced AACH | | | | | | | | | | | 0 | | 1 | | 1 | | | | | | | 2 | 2 |
| Advanced CNC Programming | | 1 | | 1 | | | | | | | 2 | | | | 1 | | | | | | | 1 | 3 |
| Advanced Mechatronics | | | | | | | | | | | 0 | | | | | | | | 1 | | | 1 | 1 |
| Advanced Medical Coding | | 2 | 2 | 3 | 2 | 3 | 1 | 3 | | | 16 | | | | | | | | | | | 0 | 16 |
| Advanced Pipe Welding | | | | 1 | | | | | | | 1 | | 6 | 6 | 2 | | | | | 1 | | 15 | 16 |
| Applications Specialist | | | 1 | | 1 | | | | 1 | | 3 | | | | | | | | | | | 0 | 3 |
| Automotive Diagnostic Tech. | | | | | | | | | | | 0 | | | 4 | | 2 | | 1 | | 1 | | 8 | 8 |
| Automotive Technology | | | | | | | | | 1 | | 1 | | 7 | 4 | 1 | | | | | | | 12 | 13 |
| Basic AACH | | | | | | | | | | | 0 | | 6 | 2 | 1 | 1 | | | 2 | 2 | | 14 | 14 |
| Basic Machining and CNC | | | | | | | | | 14 | | 0 | | 2 | | 1 | | | | 1 | | | 4 | 4 |

| | | | | | | | | | | | | | | | | | | | | | | | |
|-----------------------------------|------------|------------|------------|------------|------------|------------|-----------|------------|-----------|----------|-------------|------------|------------|------------|-----------|-----------|-----------|-----------|-----------|-----------|-----------|------------|-------------|
| Basic Mechatronics | | 2 | | 1 | | | | | | | 3 | | 20 | 2 | 2 | 5 | 1 | 1 | 1 | | | 32 | 35 |
| Computer Specialist | | 1 | | 1 | | 1 | | 1 | | | 4 | | 1 | 1 | 1 | | | | | | | 3 | 7 |
| Certificates | 17 & Under | 18-19 | 20-21 | 22-24 | 25-29 | 30-34 | 35-39 | 40-49 | 50-64 | 65+ | Female | 17 & Under | 18-19 | 20-21 | 22-24 | 25-29 | 30-34 | 35-39 | 40-49 | 50-64 | 65+ | Male | Total |
| Cybersecurity | | | | 1 | 1 | | | | 1 | | 3 | | 1 | 1 | 2 | 1 | 1 | | | | | 6 | 9 |
| Early Childhood Development | | | | | 1 | | | 1 | | | 2 | | | | | | | | | | | 0 | 2 |
| Entrepreneurship/Small Bus. | | 3 | 3 | 1 | 3 | 1 | | 2 | | | 13 | | | 1 | | | 1 | 1 | | | | 3 | 16 |
| Environmental Health & Safety | | | | | 1 | | 1 | | | | 2 | | | | | | | | | | | 0 | 2 |
| Gerontology | | | 1 | | 1 | | | 1 | 1 | | 4 | | | | | | | | | | | 0 | 4 |
| Human Resources Specialist | | | | | 1 | 1 | 1 | | | | 3 | | | | | | | | | | | 0 | 3 |
| Human Services | | | | | | | | 1 | | | 1 | | | 1 | | | | | | 1 | | 2 | 3 |
| Information Processing | | | | | | | | | 1 | | 1 | | | | | | | | | | | 0 | 1 |
| Logistics and Supply Chain | | | 2 | 1 | | | 1 | 1 | 1 | | 6 | | | | | | 1 | | | | | 1 | 7 |
| Marketing and Sales | | 4 | | | | | | | | | 4 | | | | | | | | | | | 0 | 4 |
| Massage Therapy | | 2 | 2 | 1 | 6 | | 1 | 3 | 1 | | 16 | | | | | | | | | | | 0 | 16 |
| Medical Office Admin. Asst. | | 1 | 1 | 2 | | 2 | | | | | 6 | | | | | | | | | | | 0 | 6 |
| Medical Record Coding | | | 4 | 5 | 5 | 1 | | 4 | 5 | | 24 | | | | | | | | | | | 0 | 24 |
| Office Management | | | 1 | | 2 | | | | 1 | | 4 | | | | | | | | | | | 0 | 4 |
| Pharmacy Technician | | 1 | 2 | 1 | 2 | 1 | | | | | 7 | | | 1 | | | | | | | | 1 | 8 |
| Pre-Nursing Preparatory | 5 | 71 | 19 | 15 | 20 | 11 | 5 | 4 | 2 | | 152 | | 10 | 1 | 2 | 2 | 1 | | | | | 16 | 168 |
| Supervision and Leadership | | 1 | | | | | | 1 | | | 2 | | | | | | 1 | | | | | 1 | 3 |
| Wastewater Operator | | | | | 1 | | | | | | 1 | | | | 1 | | | | 1 | | | 2 | 3 |
| Welding | | 2 | 1 | | 1 | 1 | | | | | 5 | | 19 | 4 | 5 | 3 | 1 | | | | | 32 | 37 |
| Certificate Program Total: | 5 | 91 | 39 | 35 | 50 | 23 | 10 | 22 | 18 | 2 | 295 | 0 | 73 | 28 | 20 | 14 | 7 | 3 | 6 | 5 | 0 | 156 | 451 |
| Certificates | 17 & Under | 18-19 | 20-21 | 22-24 | 25-29 | 30-34 | 35-39 | 40-49 | 50-64 | 65+ | Female | 17 & Under | 18-19 | 20-21 | 22-24 | 25-29 | 30-34 | 35-39 | 40-49 | 50-64 | 65+ | Male | Total |
| CAREER DEVELOPMENT | 387 | 50 | 1 | 4 | 4 | 1 | 1 | 1 | 2 | 1 | 452 | 192 | 31 | | 2 | 5 | | 3 | | 1 | 7 | 241 | 693 |
| Grand Total | 395 | 413 | 275 | 230 | 254 | 137 | 81 | 126 | 62 | 7 | 1980 | 194 | 288 | 147 | 85 | 71 | 41 | 18 | 29 | 22 | 10 | 905 | 2885 |

Source: EDSS ENR101Q Fall Open Enrollment by Program, Gender, Age

| Certificates | American Indian or Alaskan Native | Asian | Black or African American | Hispanic/Latino | Native Hawaiian or Other Pacific | Race and Ethnicity Unknown | Two or more Races | White | Female Total | American Indian or Alaskan Native | Asian | Black or African American | Hispanic/Latino | Native Hawaiian or Other Pacific | Race and Ethnicity Unknown | Two or more Races | White | Male Total | Enrolled |
|----------------------------------|-----------------------------------|----------|---------------------------|-----------------|----------------------------------|----------------------------|-------------------|------------|--------------|-----------------------------------|----------|---------------------------|-----------------|----------------------------------|----------------------------|-------------------|------------|------------|------------|
| Advanced Pipe Welding | | | 1 | | | | | | 1 | | | 4 | 2 | | | 1 | 8 | 15 | 16 |
| Applications Specialist | | | 3 | | | | | | 3 | | | | | | | | | | 3 |
| Automotive Diagnostic Tech. | | | | | | | | | | | | 4 | | | | | 4 | 8 | 8 |
| Automotive Technology | | | 1 | | | | | | 1 | | 1 | 6 | 2 | | | | 3 | 12 | 13 |
| Basic AACH | | | | | | | | | | | | 2 | 1 | | | 1 | 10 | 14 | 14 |
| Basic Machining and CNC Fund. | | | | | | | | | | | | | | | | | 4 | 4 | 4 |
| Basic Mechatronics | | | | 1 | | | | 2 | 3 | | | 5 | 2 | 1 | 3 | | 21 | 32 | 35 |
| Computer Specialist | | | 3 | | | | | 1 | 4 | | | 1 | | | | | 2 | 3 | 7 |
| Cybersecurity | | | 2 | | | | | 1 | 3 | | | 3 | 1 | | | | 2 | 6 | 9 |
| Early Childhood Development | | | 1 | | | | | 1 | 2 | | | | | | | | | | 2 |
| Entrepreneurship/Small Bus. | | | 10 | 1 | | | 1 | 1 | 13 | | | 2 | | | | | 1 | 3 | 16 |
| Environmental Eng.Tech. | | | | 1 | | | | 4 | 5 | | | 7 | | | 1 | | 10 | 18 | 23 |
| Environmental Health & Safety | | | 2 | | | | | | 2 | | | | | | | | | | 2 |
| General Technology | | | | 1 | | | | 4 | 5 | | | 20 | 1 | | | 1 | 47 | 69 | 74 |
| Gerontology | | | 2 | | | | | 2 | 4 | | | | | | | | | | 4 |
| Human Services | | | 1 | | | | | | 1 | | | 1 | | | | | 1 | 2 | 3 |
| Human Resources Specialist | | | 3 | | | | | | 3 | | | | | | | | | | 3 |
| Information Processing | | | 1 | | | | | | 1 | | | | | | | | | | 1 |
| Logistics and Supply Chain | | | 2 | | | | 1 | 3 | 6 | | | | | | | | 1 | 1 | 7 |
| Marketing and Sales | | | 1 | | | 1 | | 2 | 4 | | | | | | | | | | 4 |
| Massage Therapy | | | 9 | | | | 1 | 6 | 16 | | | | | | | | | | 16 |
| Medical Office Admin. Asst. | | | 3 | | | | | 3 | 6 | | | | | | | | | | 6 |
| Medical Record Coding | | | 9 | 1 | | 1 | | 13 | 24 | | | | | | | | | | 24 |
| Office Management | | | 1 | 1 | | 1 | | 1 | 4 | | | | | | | | | | 4 |
| Pharmacy Technician | | | 5 | | | | | 2 | 7 | | | 1 | | | | | | | 8 |
| Pre-Nursing Preparatory | | 1 | 76 | 4 | | | 2 | 69 | 152 | | | 4 | 1 | | | | 11 | 16 | 168 |
| Supervision and Leadership | | | 2 | | | | | | 2 | | | 1 | | | | | | | 3 |
| Wastewater Operator | | | | | | | 1 | | 1 | | | | | | | | 2 | 2 | 3 |
| Welding | | | 1 | | | | | 4 | 5 | | 1 | 13 | | | | | 18 | 32 | 37 |
| Certificate Program Total | 0 | 1 | 153 | 10 | 0 | 3 | 8 | 130 | 305 | 0 | 3 | 74 | 10 | 1 | 4 | 3 | 148 | 243 | 548 |

continued on next page
144

| Certificates | American Indian or Alaskan Native | Asian | Black or African American | Hispanic/Latino | Native Hawaiian or Other Pacific | Race and Ethnicity Unknown | Two or more Races | White | Female Total | American Indian or Alaskan Native | Asian | Black or African American | Hispanic/Latino | Native Hawaiian or Other Pacific | Race and Ethnicity Unknown | Two or more Races | White | Male Total | Enrolled |
|---------------------------|-----------------------------------|-----------|---------------------------|-----------------|----------------------------------|----------------------------|-------------------|------------|--------------|-----------------------------------|----------|---------------------------|-----------------|----------------------------------|----------------------------|-------------------|------------|------------|-------------|
| CAREER DEVELOPMENT | | 5 | 155 | 10 | | 5 | | 277 | 452 | | 3 | 69 | 13 | | 5 | | 151 | 241 | 693 |
| | | | | | | | | | | | | | | | | | | | |
| College Total | 2 | 20 | 858 | 76 | 2 | 15 | 32 | 975 | 1980 | 0 | 9 | 299 | 43 | 4 | 16 | 14 | 520 | 905 | 2885 |

Source: EDSS ENR101Q Fall 2020 Open Enrollment by Program, Gender, Ethnicity

Central Carolina Technical College

2019 Fall Open Enrollment

| Associate Degrees | No. Of | Contact | Credit | CR/15 | Am. Indian HI or Pac | | | | | | | | | | | | Retention Fall to Fall | | | Graduates | |
|---------------------------------|--------------|----------------|---------------|--------------|----------------------|------------|-------------|-------------|-------------|-----------|-----------|----------|-----------|-----------|-----------|-------------|------------------------|------------|------------|------------|---------------|
| | | | | | Ethnicity | | | | | | | | | | | | 2 or | Total | Enrolled | Enrolled | Retention |
| | Students | Hours | Hours | F.T.E. | Female | Male | Total | Black | White | Hispanic | AK Native | Islander | Asian | Unknown | More | 2018 | 2019 | Rate | 6/30/2019 | Rate | |
| 035002 Accounting | 49 | 5,528 | 375 | 25.00 | 41 | 8 | 49 | 26 | 20 | 3 | 0 | 0 | 0 | 0 | 0 | 49 | 66 | 24 | 36% | 10 | 100.00% |
| 035007 Admin Office Tech | 25 | 3,344 | 231 | 15.40 | 23 | 2 | 25 | 15 | 8 | 1 | 0 | 0 | 0 | 1 | 0 | 25 | 32 | 10 | 31% | 3 | 67.00% |
| 035030 Management | 140 | 18,600 | 1,330 | 88.67 | 84 | 56 | 140 | 81 | 47 | 7 | 1 | 0 | 1 | 1 | 2 | 140 | 156 | 47 | 30% | 19 | 84.00% |
| 035104 Computer Tech | 127 | 16,732 | 1,270 | 84.67 | 27 | 100 | 127 | 57 | 59 | 5 | 0 | 0 | 0 | 3 | 3 | 127 | 107 | 52 | 49% | 8 | 25.00% |
| 035208 Nursing (Adn) | 201 | 67,652 | 1,666 | 111.07 | 181 | 20 | 201 | 53 | 125 | 7 | 0 | 0 | 4 | 0 | 12 | 201 | 211 | 69 | 33% | 81 | 100.00% |
| 035307 Eng. Design Tech | 75 | 19,976 | 814 | 54.27 | 16 | 59 | 75 | 28 | 38 | 5 | 0 | 0 | 0 | 1 | 3 | 75 | 77 | 27 | 35% | 24 | 71.00% |
| 035318 General Tech | 91 | 35,912 | 1,049 | 69.93 | 6 | 85 | 91 | 23 | 62 | 1 | 0 | 0 | 1 | 0 | 4 | 91 | 79 | 27 | 34% | 22 | 91.00% |
| 035408 Environ Eng. Tech | 22 | 3,488 | 165 | 11.00 | 4 | 18 | 22 | 10 | 8 | 0 | 1 | 0 | 0 | 1 | 2 | 22 | 34 | 13 | 38% | 8 | 75.00% |
| 035426 NRM | 41 | 10,608 | 515 | 34.33 | 12 | 29 | 41 | 4 | 35 | 0 | 0 | 0 | 1 | 1 | 0 | 41 | 31 | 11 | 35% | 8 | 100.00% |
| 035501 Human Services | 90 | 17,776 | 835 | 55.67 | 81 | 9 | 90 | 68 | 19 | 1 | 0 | 0 | 0 | 1 | 1 | 90 | 112 | 51 | 46% | 27 | 74.00% |
| 035505 CRJ | 54 | 7,408 | 537 | 35.80 | 31 | 23 | 54 | 28 | 23 | 2 | 0 | 0 | 0 | 1 | 0 | 54 | 76 | 16 | 21% | 11 | 91.00% |
| 035508 Early Care and Education | 90 | 12,896 | 815 | 54.33 | 83 | 7 | 90 | 51 | 34 | 3 | 0 | 1 | 0 | 0 | 1 | 90 | 87 | 32 | 37% | 15 | 73.00% |
| 035520 Paralegal | 34 | 5,488 | 362 | 24.13 | 30 | 4 | 34 | 16 | 16 | 0 | 0 | 0 | 0 | 0 | 2 | 34 | 40 | 16 | 40% | 8 | 71.00% |
| 045600 AA | 1,089 | 166,960 | 10,065 | 671.00 | 897 | 192 | 1089 | 518 | 476 | 46 | 0 | 1 | 5 | 15 | 28 | 1089 | 1179 | 373 | 32% | 84 | 98.00% |
| 055600 AS | 168 | 35,408 | 1,791 | 119.40 | 113 | 55 | 168 | 52 | 96 | 8 | 0 | 0 | 4 | 2 | 6 | 168 | 210 | 57 | 27% | 25 | 100.00% |
| Associate Totals | 2,296 | 427,776 | 21,820 | 1,455 | 1629 | 667 | 2296 | 1030 | 1066 | 89 | 2 | 2 | 16 | 27 | 64 | 2296 | 2497 | 825 | 33% | 353 | 81.33% |
| | | | | | | | | | | | | | | | | | | | | | |
| Diplomas | No. Of | Contact | Credit | CR/15 | Am. Indian HI or Pac | | | | | | | | | | | | Retention | | | 7/1/2018- | |
| | | | | | Ethnicity | | | | | | | | | | | | 2 or | Total | Enrolled | Enrolled | Retention |
| Students | Hours | Hours | F.T.E. | Female | Male | Total | Black | White | Hispanic | AK Native | Islander | Asian | Unknown | More | 2018 | 2019 | Rate | 6/30/2019 | Rate | | |
| 015041 Admin Support | 1 | 48 | 3 | 0.20 | 1 | 0 | 1 | 1 | 0 | 0 | 0 | 0 | 0 | 0 | 0 | 1 | 1 | 0 | 0% | 5 | 80.00% |
| 015211 Surgical Tech | 19 | 10,016 | 261 | 17.40 | 18 | 1 | 19 | 5 | 12 | 1 | 1 | 0 | 0 | 0 | 0 | 19 | 21 | 1 | 5% | 9 | 100.00% |
| 015214 Medical Assisting | 23 | 11,888 | 312 | 20.80 | 23 | 0 | 23 | 12 | 6 | 1 | 0 | 0 | 2 | 1 | 1 | 23 | 32 | 5 | 16% | 13 | 100.00% |
| 015508 ECD | 1 | 48 | 3 | 0.20 | 1 | 0 | 1 | 0 | 0 | 0 | 0 | 0 | 0 | 1 | 0 | 1 | 6 | 0 | 0% | 7 | 86.00% |
| Diploma Totals | 44 | 22,000 | 579 | 39 | 43 | 1 | 44 | 18 | 18 | 2 | 1 | 0 | 2 | 2 | 1 | 44 | 60 | 6 | 10% | 34 | 91.50% |
| | | | | | | | | | | | | | | | | | | | | | |
| Certificates | No. Of | Contact | Credit | CR/15 | Am. Indian HI or Pac | | | | | | | | | | | | Retention | | | 7/1/2018- | |
| | | | | | Ethnicity | | | | | | | | | | | | 2 or | Total | Enrolled | Enrolled | Retention |
| Students | Hours | Hours | F.T.E. | Female | Male | Total | Black | White | Hispanic | AK Native | Islander | Asian | Unknown | More | 2018 | 2019 | Rate | 6/30/2019 | Rate | | |
| 060649 Internetworking | 1 | 88 | 6 | 0.40 | 1 | 0 | 1 | 0 | 0 | 0 | 1 | 0 | 0 | 0 | 0 | 1 | 2 | 0 | 0% | 0 | - |
| 060799 General Education | 1 | 520 | 14 | 0.93 | 0 | 1 | 1 | 0 | 1 | 0 | 0 | 0 | 0 | 0 | 0 | 1 | 3 | 0 | 0% | 21 | 95.00% |
| 060862 Infant & Toddler | 3 | 320 | 13 | 0.87 | 3 | 0 | 3 | 3 | 0 | 0 | 0 | 0 | 0 | 0 | 0 | 3 | 3 | 1 | 33% | 0 | - |
| 060944 Water Operator | 5 | 480 | 30 | 2.00 | 0 | 5 | 5 | 0 | 4 | 0 | 0 | 0 | 0 | 1 | 0 | 5 | 3 | 0 | 0% | 8 | 100.00% |
| 060945 Wastewater Opr | 7 | 624 | 39 | 2.60 | 1 | 6 | 7 | 0 | 5 | 0 | 0 | 0 | 1 | 1 | 0 | 7 | 8 | 0 | 0% | 8 | 88.00% |
| 061023 Env Health Safety | 2 | 168 | 12 | 0.80 | 0 | 2 | 2 | 2 | 0 | 0 | 0 | 0 | 0 | 0 | 0 | 2 | 3 | 0 | 0% | 6 | 100.00% |
| 061037 Gerontology | 2 | 120 | 15 | 1.00 | 1 | 1 | 2 | 0 | 1 | 1 | 0 | 0 | 0 | 0 | 0 | 2 | 0 | 0 | 0% | 2 | 50.00% |
| 061043 Adv. CNC Program | 0 | 0 | 0 | 0.00 | 0 | 0 | 0 | 0 | 0 | 0 | 0 | 0 | 0 | 0 | 0 | 0 | 1 | 0 | 0% | 6 | 100.00% |
| 061184 Inpatient Medical Coding | 20 | 1368 | 132 | 8.80 | 20 | 0 | 20 | 8 | 11 | 0 | 0 | 0 | 0 | 1 | 0 | 20 | 0 | 0 | 0% | 0 | - |
| 070191 ECD | 3 | 384 | 17 | 1.13 | 3 | 0 | 3 | 2 | 1 | 0 | 0 | 0 | 0 | 0 | 0 | 3 | 6 | 1 | 17% | 11 | 91.00% |

| Certificates | No. Of | Contact | Credit | CR/15 | Am. Indian HI or Pac | | | | | | | | | | | Enrollment | | | 7/1/2018- | Placement | |
|--|------------|---------------|--------------|------------|----------------------|------------|------------|------------|------------|-----------|-----------|----------|----------|-----------|-----------|------------|------------|-----------|-----------|------------|---------------|
| | Students | Hours | Hours | F.T.E. | Female | Male | Total | Black | White | Hispanic | AK Native | Islander | Asian | Unknown | 2 or More | Total | 2018 | 2019 | Rate | 6/30/2019 | Rate |
| 070261 Information Processing | 1 | 144 | 9 | 0.6 | 1 | 0 | 1 | 0 | 1 | 0 | 0 | 0 | 0 | 0 | 1 | 1 | 1 | 0 | 0% | 5 | 80.00% |
| 070808 Basic HVAC | 33 | 8,840 | 316 | 21.07 | 0 | 33 | 33 | 14 | 16 | 1 | 0 | 0 | 0 | 2 | 0 | 33 | 22 | 5 | 23% | 8 | 75.00% |
| 070810 Welding | 54 | 22,048 | 627 | 41.80 | 3 | 51 | 54 | 21 | 27 | 4 | 0 | 0 | 0 | 1 | 1 | 54 | 54 | 2 | 4% | 24 | 92.00% |
| 070816 Cmpt Specialist | 3 | 264 | 18 | 1.20 | 1 | 2 | 3 | 1 | 2 | 0 | 0 | 0 | 0 | 0 | 0 | 3 | 5 | 1 | 20% | 8 | 50.00% |
| 070847 Account Specialist | 5 | 360 | 30 | 2.00 | 3 | 2 | 5 | 2 | 3 | 0 | 0 | 0 | 0 | 0 | 0 | 5 | 9 | 1 | 11% | 13 | 85.00% |
| 070970 Advanced HVAC | 1 | 368 | 8 | 0.53 | 0 | 1 | 1 | 1 | 0 | 0 | 0 | 0 | 0 | 0 | 0 | 1 | 6 | 0 | 0% | 0 | - |
| 071088 Med Record Coding | 22 | 3,288 | 207 | 13.80 | 21 | 1 | 22 | 6 | 13 | 1 | 0 | 0 | 0 | 1 | 1 | 22 | 28 | 1 | 4% | 10 | 90.00% |
| 071158 Automotive Tech | 22 | 3,008 | 160 | 10.67 | 0 | 22 | 22 | 11 | 10 | 1 | 0 | 0 | 0 | 0 | 0 | 22 | 19 | 1 | 5% | 3 | 100.00% |
| 071159 Auto Diagnostic | 7 | 1050 | 70 | 4.67 | 0 | 7 | 7 | 2 | 4 | 0 | 0 | 0 | 0 | 1 | 0 | 7 | 0 | 0 | 0% | 4 | 100.00% |
| 071165 Basic Mechatronic | 31 | 9,056 | 354 | 23.60 | 0 | 31 | 31 | 6 | 24 | 0 | 0 | 0 | 0 | 0 | 1 | 31 | 41 | 0 | 0% | 28 | 79.00% |
| 071166 Adv. Mechatronics | 0 | 0 | 0 | 0.00 | 0 | 0 | 0 | 0 | 0 | 0 | 0 | 0 | 0 | 0 | 0 | 0 | 0 | 0 | 0% | 14 | 86.00% |
| 071168 Adv. Pipe Welding | 24 | 9,600 | 276 | 18.40 | 1 | 23 | 24 | 9 | 15 | 0 | 0 | 0 | 0 | 0 | 0 | 24 | 16 | 0 | 0% | 16 | 100.00% |
| 071180 Human Services | 0 | 0 | 0 | 0.00 | 0 | 0 | 0 | 0 | 0 | 0 | 0 | 0 | 0 | 0 | 0 | 90 | 3 | 0 | 0% | 24 | 75.00% |
| 071181 Massage Therapy | 17 | 11,616 | 166 | 11.07 | 14 | 3 | 17 | 6 | 11 | 0 | 0 | 0 | 0 | 0 | 0 | 17 | 21 | 0 | 0% | 22 | 59.00% |
| 071237 Basic Mach CNC Fund | 10 | 2,784 | 115 | 7.67 | 4 | 6 | 10 | 2 | 7 | 0 | 0 | 0 | 0 | 1 | 0 | 10 | 16 | 0 | 0% | 5 | 100.00% |
| 071238 Pharmacy Technician | 16 | 5,440 | 200 | 13.33 | 15 | 1 | 16 | 10 | 6 | 0 | 0 | 0 | 0 | 0 | 0 | 16 | 16 | 1 | 6% | 15 | 87.00% |
| 071291 Cert Nursing Assist | 0 | 0 | 0 | 0.00 | 0 | 0 | 0 | 0 | 0 | 0 | 0 | 0 | 0 | 0 | 0 | 0 | 0 | 0 | 0% | 0 | - |
| 071327 Medical Office Administrative Assistant | 7 | 896 | 59 | 3.93 | 7 | 0 | 7 | 2 | 2 | 2 | 0 | 0 | 0 | 1 | 0 | 7 | 14 | 1 | 7% | 4 | 75.00% |
| 071328 Cybersecurity | 12 | 768 | 87 | 5.80 | 4 | 8 | 12 | 8 | 3 | 1 | 0 | 0 | 0 | 0 | 0 | 12 | 9 | 2 | 22% | 2 | 100.00% |
| 071349 Patient Care Technician | 4 | 1,248 | 48 | 3.20 | 4 | 0 | 4 | 2 | 1 | 1 | 0 | 0 | 0 | 0 | 0 | 4 | 15 | 0 | 0% | 2 | 100.00% |
| 071350 Entrepreneurship | 8 | 888 | 57 | 3.80 | 8 | 0 | 8 | 5 | 2 | 0 | 0 | 0 | 0 | 1 | 0 | 8 | 10 | 4 | 40% | 4 | 100.00% |
| 071351 Supervision & Leadership | 2 | 240 | 15 | 1.00 | 2 | 0 | 2 | 2 | 0 | 0 | 0 | 0 | 0 | 0 | 0 | 2 | 7 | 1 | 14% | 12 | 100.00% |
| 071352 Web Development | 1 | 120 | 9 | 0.60 | 1 | 0 | 1 | 0 | 0 | 0 | 0 | 0 | 0 | 0 | 1 | 1 | 3 | 0 | 0% | 0 | - |
| 071396 Human Resources | 10 | 960 | 63 | 4.20 | 9 | 1 | 10 | 9 | 1 | 0 | 0 | 0 | 0 | 0 | 0 | 10 | 5 | 1 | 20% | 0 | - |
| 071431 Logistics and Supply Chain Management | 7 | 576 | 42 | 2.80 | 5 | 2 | 7 | 7 | 0 | 0 | 0 | 0 | 0 | 0 | 0 | 7 | 0 | 0 | 0% | 0 | - |
| 071433 Office Management | 1 | 48 | 6 | 0.40 | 1 | 0 | 1 | 1 | 0 | 0 | 0 | 0 | 0 | 0 | 0 | 1 | 0 | 0 | 0% | 0 | - |
| Certificate Totals | 342 | 87,682 | 3,220 | 215 | 133 | 209 | 342 | 142 | 171 | 12 | 1 | 0 | 1 | 11 | 4 | 342 | 349 | 23 | 7% | 285 | 87.30% |

| Major | No. Of | Contact | Credit | CR/15 | Am. Indian HI or Pac | | | | | | | | | | | Enrollment | | | 7/1/2018- | Placement | |
|---|--------------|----------------|---------------|--------------|----------------------|-------------|-------------|-------------|-------------|------------|----------|----------|-----------|-----------|-----------|-------------|-------------|------------|------------|------------|------------|
| Students | Hours | Hours | F.T.E. | Female | Male | Total | Black | White | Hispanic | AK Native | Islander | Asian | Unknown | 2 or More | Total | 2018 | 2019 | Rate | 6/30/2019 | Rate | |
| 06100 CAREER DEVELOPMENT | 679 | 78,472 | 4,645 | 309.67 | 427 | 252 | 679 | 207 | 434 | 23 | 0 | 0 | 11 | 4 | 0 | 679 | 644 | 145 | 23% | | |
| 003995 Central Carolina Technical College Total: | 3,361 | 615,930 | 30,264 | 2,018 | 2232 | 1129 | 3361 | 1397 | 1689 | 126 | 4 | 2 | 30 | 44 | 69 | 3361 | 3550 | 999 | 28% | 672 | 87% |

EDSS ST 115 Fall to Fall Retention
EDSS ST 105 2019 Fall Open Enrollment
EDSS ST 101Q 2019 Fall Open Enrollment
2020 Program Evaluation In-House Status Report

Central Carolina Technical College 2019 Fall Open Enrollment by Program, Gender, Age

Female Enrollment by Age

Male Enrollment by Age

| Associate Degrees | Female Enrollment by Age | | | | | | | | | | | Male Enrollment by Age | | | | | | | | | | | Total |
|--------------------------------|--------------------------|------------|------------|------------|------------|------------|------------|------------|-----------|----------|-------------|------------------------|------------|------------|-----------|-----------|-----------|-----------|-----------|-----------|----------|------------|-------------|
| | 17 & Under | 18-19 | 20-21 | 22-24 | 25-29 | 30-34 | 35-39 | 40-49 | 50-64 | 65+ | Female | 17 & Under | 18-19 | 20-21 | 22-24 | 25-29 | 30-34 | 35-39 | 40-49 | 50-64 | 65+ | Male | |
| Accounting | 0 | 3 | 3 | 7 | 8 | 10 | 4 | 3 | 3 | 0 | 41 | 0 | 3 | 2 | 1 | 0 | 0 | 0 | 1 | 1 | 0 | 8 | 49 |
| Administrative Office Tech. | 0 | 1 | 2 | 1 | 4 | 3 | 5 | 6 | 0 | 1 | 23 | 0 | 0 | 1 | 0 | 0 | 1 | 0 | 0 | 0 | 0 | 2 | 25 |
| Computer Technology | 0 | 4 | 4 | 1 | 4 | 5 | 3 | 4 | 2 | 0 | 27 | 1 | 36 | 18 | 13 | 12 | 5 | 7 | 6 | 1 | 1 | 100 | 127 |
| Criminal Justice Technology | 0 | 12 | 6 | 6 | 2 | 2 | 1 | 1 | 1 | 0 | 31 | 0 | 10 | 7 | 1 | 2 | 2 | 1 | 0 | 0 | 0 | 23 | 54 |
| Early Care And Education | 2 | 23 | 20 | 12 | 5 | 7 | 4 | 3 | 7 | 0 | 83 | 0 | 1 | 4 | 0 | 2 | 0 | 0 | 0 | 0 | 0 | 7 | 90 |
| Engineering Design Technology | 0 | 9 | 1 | 4 | 1 | 0 | 0 | 0 | 1 | 0 | 16 | 0 | 21 | 11 | 9 | 10 | 2 | 1 | 3 | 2 | 0 | 59 | 75 |
| Environmental Engineering Tech | 0 | 0 | 0 | 1 | 0 | 0 | 0 | 3 | 0 | 0 | 4 | 0 | 3 | 0 | 2 | 2 | 1 | 3 | 4 | 3 | 0 | 18 | 22 |
| General Technology | 0 | 1 | 3 | 1 | 0 | 1 | 0 | 0 | 0 | 0 | 6 | 0 | 29 | 19 | 11 | 12 | 6 | 1 | 4 | 3 | 0 | 85 | 91 |
| Human Services | 0 | 7 | 10 | 15 | 9 | 8 | 5 | 19 | 3 | 5 | 81 | 0 | 1 | 1 | 1 | 1 | 1 | 1 | 2 | 1 | 0 | 9 | 90 |
| Management | 0 | 18 | 14 | 9 | 11 | 7 | 6 | 13 | 6 | 0 | 84 | 0 | 18 | 13 | 10 | 6 | 6 | 2 | 1 | 0 | 0 | 56 | 140 |
| NRM | 0 | 3 | 3 | 1 | 3 | 1 | 0 | 0 | 1 | 0 | 12 | 1 | 15 | 4 | 3 | 5 | 0 | 0 | 1 | 0 | 0 | 29 | 41 |
| Nursing (ADN) | 0 | 6 | 34 | 27 | 33 | 28 | 22 | 24 | 7 | 0 | 181 | 0 | 0 | 5 | 3 | 3 | 3 | 1 | 3 | 2 | 0 | 20 | 201 |
| Paralegal | 1 | 9 | 4 | 5 | 3 | 5 | 1 | 2 | 0 | 0 | 30 | 0 | 0 | 1 | 0 | 2 | 0 | 0 | 0 | 1 | 0 | 4 | 34 |
| Associate In Arts | 10 | 261 | 159 | 132 | 127 | 82 | 53 | 47 | 25 | 1 | 897 | 3 | 80 | 39 | 31 | 9 | 9 | 8 | 9 | 3 | 1 | 192 | 1089 |
| Associate In Science | 2 | 43 | 28 | 14 | 8 | 8 | 4 | 5 | 1 | 0 | 113 | 0 | 25 | 13 | 8 | 6 | 2 | 1 | 0 | 0 | 0 | 55 | 168 |
| Associate Degree Total: | 15 | 400 | 291 | 236 | 218 | 167 | 108 | 130 | 57 | 7 | 1629 | 5 | 242 | 138 | 93 | 72 | 38 | 26 | 34 | 17 | 2 | 667 | 2296 |
| Diplomas | 17 & Under | 18-19 | 20-21 | 22-24 | 25-29 | 30-34 | 35-39 | 40-49 | 50-64 | 65+ | Female | 17 & Under | 18-19 | 20-21 | 22-24 | 25-29 | 30-34 | 35-39 | 40-49 | 50-64 | 65+ | Male | Total |
| Medical Assisting | 0 | 0 | 6 | 3 | 6 | 4 | 3 | 1 | 0 | 0 | 23 | 0 | 0 | 0 | 0 | 0 | 0 | 0 | 0 | 0 | 0 | 0 | 23 |
| Surgical Technology | 0 | 0 | 3 | 3 | 8 | 2 | 0 | 1 | 1 | 0 | 18 | 0 | 0 | 0 | 0 | 0 | 0 | 1 | 0 | 0 | 0 | 1 | 19 |
| Diploma Degree Total: | 0 | 0 | 9 | 6 | 14 | 6 | 3 | 2 | 1 | 0 | 41 | 0 | 0 | 0 | 0 | 0 | 0 | 1 | 0 | 0 | 0 | 1 | 42 |
| Certificates | 17 & Under | 18-19 | 20-21 | 22-24 | 25-29 | 30-34 | 35-39 | 40-49 | 50-64 | 65+ | Female | 17 & Under | 18-19 | 20-21 | 22-24 | 25-29 | 30-34 | 35-39 | 40-49 | 50-64 | 65+ | Male | Total |
| Accounting Specialist | 0 | 1 | 0 | 0 | 1 | 0 | 0 | 0 | 1 | 0 | 3 | 0 | 0 | 0 | 0 | 1 | 0 | 0 | 0 | 1 | 0 | 2 | 5 |
| Administrative Support | 0 | 0 | 0 | 0 | 1 | 0 | 0 | 0 | 0 | 0 | 1 | 0 | 0 | 0 | 0 | 0 | 0 | 0 | 0 | 0 | 0 | 0 | 1 |
| Advanced AACH | 0 | 0 | 0 | 0 | 0 | 0 | 0 | 0 | 0 | 0 | 0 | 0 | 0 | 0 | 0 | 0 | 0 | 0 | 1 | 0 | 0 | 1 | 1 |
| Advanced Medical Coding | 0 | 1 | 3 | 3 | 5 | 1 | 2 | 4 | 1 | 0 | 20 | 0 | 0 | 0 | 0 | 0 | 0 | 0 | 0 | 0 | 0 | 0 | 20 |
| Advanced Pipe Welding | 0 | 0 | 1 | 0 | 0 | 0 | 0 | 0 | 0 | 0 | 1 | 0 | 11 | 3 | 2 | 3 | 3 | 1 | 0 | 0 | 0 | 23 | 24 |
| Applications Specialist | 0 | 0 | 0 | 0 | 0 | 0 | 0 | 0 | 0 | 0 | 0 | 0 | 0 | 0 | 0 | 0 | 0 | 0 | 0 | 0 | 0 | 0 | 0 |
| Automotive Diagnostic Tech. | 0 | 0 | 0 | 0 | 0 | 0 | 0 | 0 | 0 | 0 | 0 | 0 | 3 | 3 | 1 | 0 | 0 | 0 | 0 | 0 | 0 | 7 | 7 |
| Automotive Technology | 0 | 0 | 0 | 0 | 0 | 0 | 0 | 0 | 0 | 0 | 0 | 0 | 11 | 1 | 4 | 4 | 2 | 0 | 0 | 0 | 0 | 22 | 22 |
| Basic AACH | 0 | 0 | 0 | 0 | 0 | 0 | 0 | 0 | 0 | 0 | 0 | 0 | 10 | 6 | 3 | 1 | 2 | 2 | 5 | 3 | 1 | 33 | 33 |
| Basic Machining and CNC | 1 | 2 | 1 | 0 | 0 | 0 | 0 | 0 | 0 | 0 | 4 | 0 | 0 | 2 | 0 | 1 | 0 | 1 | 2 | 0 | 0 | 6 | 10 |
| Basic Mechatronics | 0 | 0 | 0 | 0 | 0 | 0 | 0 | 0 | 0 | 0 | 0 | 1 | 18 | 3 | 1 | 3 | 3 | 0 | 0 | 2 | 0 | 31 | 31 |

| Certificates | 17 & | 18-19 | 20-21 | 22-24 | 25-29 | 30-34 | 35-39 | 40-49 | 50-64 | 65+ | Female | 17 & | 18-19 | 20-21 | 22-24 | 25-29 | 30-34 | 35-39 | 40-49 | 50-64 | 65+ | Male | Total | |
|-----------------------------------|------------|------------|------------|------------|------------|------------|------------|------------|-----------|-----------|-------------|------------|------------|------------|------------|-----------|-----------|-----------|-----------|-----------|----------|-------------|-------------|---|
| | Under | | | | | | | | | | | Under | | | | | | | | | | | | |
| Computer Specialist | 0 | 0 | 0 | 0 | 0 | 0 | 1 | 0 | 0 | 0 | 1 | 0 | 1 | 1 | 0 | 0 | 0 | 0 | 0 | 0 | 0 | 0 | 2 | 3 |
| Cybersecurity | 0 | 0 | 0 | 2 | 0 | 1 | 1 | 0 | 0 | 0 | 4 | 0 | 2 | 0 | 1 | 1 | 0 | 1 | 2 | 1 | 0 | 8 | 12 | |
| Early Childhood Development | 0 | 0 | 0 | 0 | 0 | 0 | 1 | 1 | 0 | 1 | 3 | 0 | 0 | 0 | 0 | 0 | 0 | 0 | 0 | 0 | 1 | 0 | 1 | 4 |
| Entrepreneurship/Small Bus. | 0 | 1 | 0 | 1 | 0 | 2 | 2 | 1 | 1 | 0 | 8 | 0 | 0 | 0 | 0 | 0 | 0 | 0 | 0 | 0 | 0 | 0 | 0 | 8 |
| Environmental Health & Safety | 0 | 0 | 0 | 0 | 0 | 0 | 0 | 0 | 0 | 0 | 0 | 0 | 0 | 0 | 0 | 1 | 0 | 1 | 0 | 0 | 0 | 2 | 2 | |
| General Education | 0 | 0 | 0 | 0 | 0 | 0 | 0 | 0 | 0 | 0 | 0 | 0 | 1 | 0 | 0 | 0 | 0 | 0 | 0 | 0 | 0 | 1 | 1 | |
| Gerontology | 0 | 0 | 1 | 0 | 0 | 0 | 0 | 0 | 0 | 0 | 1 | 0 | 0 | 0 | 0 | 0 | 0 | 0 | 1 | 0 | 0 | 1 | 2 | |
| Human Resources Specialist | 0 | 0 | 1 | 1 | 5 | 1 | 0 | 0 | 1 | 0 | 9 | 0 | 0 | 0 | 0 | 0 | 0 | 1 | 0 | 0 | 0 | 1 | 10 | |
| Human Services | 0 | 0 | 0 | 0 | 0 | 0 | 0 | 0 | 0 | 0 | 0 | 0 | 0 | 0 | 0 | 0 | 0 | 0 | 0 | 0 | 0 | 0 | 0 | 0 |
| Infant and Toddler Care | 0 | 1 | 0 | 1 | 0 | 1 | 0 | 0 | 0 | 0 | 3 | 0 | 0 | 0 | 0 | 0 | 0 | 0 | 0 | 0 | 0 | 0 | 0 | 3 |
| Information Processing | 0 | 0 | 0 | 1 | 0 | 0 | 0 | 0 | 0 | 0 | 1 | 0 | 0 | 0 | 0 | 0 | 0 | 0 | 0 | 0 | 0 | 0 | 0 | 1 |
| Internetworking | 0 | 0 | 0 | 0 | 1 | 0 | 0 | 0 | 0 | 0 | 1 | 0 | 0 | 0 | 0 | 0 | 0 | 0 | 0 | 0 | 0 | 0 | 0 | 1 |
| Logistics and Supply Chain | 0 | 0 | 0 | 1 | 2 | 0 | 0 | 1 | 1 | 0 | 5 | 0 | 0 | 0 | 1 | 1 | 0 | 0 | 0 | 0 | 0 | 2 | 7 | |
| Marketing and Sales | 0 | 0 | 0 | 0 | 0 | 0 | 0 | 0 | 0 | 0 | 0 | 0 | 0 | 0 | 0 | 0 | 0 | 0 | 0 | 0 | 0 | 0 | 0 | 0 |
| Massage Therapy | 0 | 2 | 1 | 3 | 0 | 1 | 3 | 3 | 1 | 0 | 14 | 0 | 0 | 2 | 0 | 0 | 0 | 0 | 0 | 1 | 0 | 3 | 17 | |
| Medical Office Admin. Asst. | 0 | 1 | 1 | 1 | 1 | 1 | 0 | 1 | 1 | 0 | 7 | 0 | 0 | 0 | 0 | 0 | 0 | 0 | 0 | 0 | 0 | 0 | 7 | |
| Medical Record Coding | 0 | 0 | 4 | 3 | 3 | 5 | 0 | 3 | 3 | 0 | 21 | 0 | 0 | 0 | 0 | 0 | 0 | 0 | 0 | 1 | 0 | 1 | 22 | |
| Office Management | 0 | 0 | 0 | 0 | 1 | 0 | 0 | 0 | 0 | 0 | 1 | 0 | 0 | 0 | 0 | 0 | 0 | 0 | 0 | 0 | 0 | 0 | 1 | |
| Patient Care Technician | 0 | 0 | 1 | 0 | 0 | 0 | 0 | 3 | 0 | 0 | 4 | 0 | 0 | 0 | 0 | 0 | 0 | 0 | 0 | 0 | 0 | 0 | 4 | |
| Pharmacy Technician | 0 | 4 | 5 | 3 | 1 | 0 | 0 | 2 | 0 | 0 | 15 | 0 | 0 | 0 | 1 | 0 | 0 | 0 | 0 | 0 | 0 | 1 | 16 | |
| Supervision and Leadership | 0 | 0 | 0 | 0 | 0 | 1 | 0 | 1 | 0 | 0 | 2 | 0 | 0 | 0 | 0 | 0 | 0 | 0 | 0 | 0 | 0 | 0 | 2 | |
| Wastewater Operator | 0 | 0 | 0 | 0 | 1 | 0 | 0 | 0 | 0 | 0 | 1 | 0 | 0 | 0 | 1 | 3 | 1 | 0 | 0 | 1 | 0 | 6 | 7 | |
| Water Operator | 0 | 0 | 0 | 0 | 0 | 0 | 0 | 0 | 0 | 0 | 0 | 0 | 0 | 2 | 0 | 3 | 0 | 0 | 0 | 0 | 0 | 5 | 5 | |
| Web Development | 0 | 1 | 0 | 0 | 0 | 0 | 0 | 0 | 0 | 0 | 1 | 0 | 0 | 0 | 0 | 0 | 0 | 0 | 0 | 0 | 0 | 0 | 1 | |
| Welding | 0 | 1 | 1 | 1 | 0 | 0 | 0 | 0 | 0 | 0 | 3 | 1 | 26 | 14 | 2 | 3 | 3 | 0 | 1 | 1 | 0 | 51 | 54 | |
| Certificate Program Total: | 1 | 15 | 20 | 21 | 22 | 14 | 10 | 20 | 10 | 1 | 134 | 2 | 83 | 35 | 19 | 22 | 17 | 7 | 12 | 12 | 1 | 210 | 344 | |
| Certificates | 17 & | 18-19 | 20-21 | 22-24 | 25-29 | 30-34 | 35-39 | 40-49 | 50-64 | 65+ | Female | 17 & | 18-19 | 20-21 | 22-24 | 25-29 | 30-34 | 35-39 | 40-49 | 50-64 | 65+ | Male | Total | |
| CAREER DEVELOPMENT | 358 | 51 | 3 | 2 | 6 | 1 | 0 | 1 | 3 | 2 | 427 | 195 | 35 | 1 | 2 | 5 | 5 | 1 | 2 | 3 | 3 | 252 | 679 | |
| Grand Total | 374 | 466 | 323 | 265 | 260 | 188 | 121 | 153 | 71 | 10 | 2231 | 202 | 360 | 174 | 114 | 99 | 60 | 35 | 48 | 32 | 6 | 1130 | 3361 | |

Source: EDSS ENR101Q Fall Open Enrollment by Program, Gender, Age

Central Carolina Technical College
2019 Fall Open Enrollment by Program, Gender, & Ethnicity

Female Enrollment by Age

Male Enrollment by Age

| Associate Degrees | American Indian or Alaskan Native | Asian | Black or African American | Hispanic/Latino | Native Hawaiian or Other Pacific | Race and Ethnicity Unknown | Two or more Races | White | Female Total | American Indian or Alaskan Native | Asian | Black or African American | Hispanic/Latino | Native Hawaiian or Other Pacific | Race and Ethnicity Unknown | Two or more Races | White | Male Total | Enrolled |
|--------------------------------|-----------------------------------|-----------|---------------------------|-----------------|----------------------------------|----------------------------|-------------------|------------|--------------|-----------------------------------|----------|---------------------------|-----------------|----------------------------------|----------------------------|-------------------|------------|------------|-------------|
| | Accounting | 0 | 0 | 20 | 3 | 0 | 0 | 0 | 18 | 41 | 0 | 0 | 6 | 0 | 0 | 0 | 0 | 2 | 8 |
| Administrative Office Tech. | 0 | 0 | 13 | 1 | 0 | 1 | 0 | 8 | 23 | 0 | 0 | 2 | 0 | 0 | 0 | 0 | 0 | 2 | 25 |
| Computer Technology | 0 | 0 | 14 | 3 | 0 | 1 | 0 | 9 | 27 | 0 | 0 | 43 | 2 | 0 | 2 | 3 | 50 | 100 | 127 |
| Criminal Justice Technology | 0 | 0 | 18 | 0 | 0 | 0 | 0 | 13 | 31 | 0 | 0 | 10 | 2 | 0 | 1 | 0 | 10 | 23 | 54 |
| Early Care And Education | 0 | 0 | 46 | 1 | 1 | 0 | 1 | 34 | 83 | 0 | 0 | 5 | 2 | 0 | 0 | 0 | 0 | 7 | 90 |
| Engineering Design Technology | 0 | 0 | 6 | 1 | 0 | 0 | 1 | 8 | 16 | 0 | 0 | 22 | 4 | 0 | 1 | 2 | 30 | 59 | 75 |
| Human Services | 0 | 0 | 61 | 1 | 0 | 1 | 0 | 18 | 81 | 0 | 0 | 7 | 0 | 0 | 0 | 1 | 1 | 9 | 90 |
| Management | 1 | 1 | 52 | 3 | 0 | 1 | 0 | 26 | 84 | 0 | 0 | 29 | 4 | 0 | 0 | 2 | 21 | 56 | 140 |
| NRM | 0 | 0 | 1 | 0 | 0 | 0 | 0 | 11 | 12 | 0 | 1 | 3 | 0 | 0 | 1 | 0 | 24 | 29 | 41 |
| Nursing (ADN) | 0 | 4 | 49 | 5 | 0 | 0 | 10 | 113 | 181 | 0 | 0 | 4 | 2 | 0 | 0 | 2 | 12 | 20 | 201 |
| Paralegal | 0 | 0 | 14 | 0 | 0 | 0 | 2 | 14 | 30 | 0 | 0 | 2 | 0 | 0 | 0 | 0 | 2 | 4 | 34 |
| Associate In Arts | 0 | 5 | 436 | 39 | 1 | 12 | 20 | 384 | 897 | 0 | 0 | 82 | 7 | 0 | 3 | 8 | 92 | 192 | 1089 |
| Associate In Science | 0 | 3 | 38 | 5 | 0 | 1 | 5 | 61 | 113 | 0 | 1 | 14 | 3 | 0 | 1 | 1 | 35 | 55 | 168 |
| Associate Degree Totals | 1 | 13 | 768 | 62 | 2 | 17 | 39 | 717 | 1619 | 0 | 2 | 229 | 26 | 0 | 9 | 19 | 279 | 564 | 2183 |
| Diplomas | American Indian or Alaskan Native | Asian | Black or African American | Hispanic/Latino | Native Hawaiian or Other Pacific | Race and Ethnicity Unknown | Two or more Races | White | Female Total | American Indian or Alaskan Native | Asian | Black or African American | Hispanic/Latino | Native Hawaiian or Other Pacific | Race and Ethnicity Unknown | Two or more Races | White | Male Total | Enrolled |
| Medical Assisting | 0 | 2 | 12 | 1 | 0 | 1 | 1 | 6 | 23 | 0 | 0 | 0 | 0 | 0 | 0 | 0 | 0 | 0 | 23 |
| Surgical Technology | 1 | 0 | 4 | 1 | 0 | 0 | 0 | 12 | 18 | 0 | 0 | 1 | 0 | 0 | 0 | 0 | 0 | 1 | 19 |
| Diploma Degree Total | 1 | 2 | 16 | 2 | 0 | 1 | 1 | 18 | 41 | 0 | 0 | 1 | 0 | 0 | 0 | 0 | 0 | 1 | 42 |
| Certificates | American Indian or Alaskan Native | Asian | Black or African American | Hispanic/Latino | Native Hawaiian or Other Pacific | Race and Ethnicity Unknown | Two or more Races | White | Female Total | American Indian or Alaskan Native | Asian | Black or African American | Hispanic/Latino | Native Hawaiian or Other Pacific | Race and Ethnicity Unknown | Two or more Races | White | Male Total | Enrolled |
| Accounting Specialist | 0 | 0 | 1 | 0 | 0 | 0 | 0 | 2 | 3 | 0 | 0 | 1 | 0 | 0 | 0 | 0 | 1 | 2 | 5 |
| Administrative Support | 0 | 0 | 1 | 0 | 0 | 0 | 0 | 0 | 1 | 0 | 0 | 0 | 0 | 0 | 0 | 0 | 0 | 0 | 1 |
| Advanced AACH | 0 | 0 | 0 | 0 | 0 | 0 | 0 | 0 | 0 | 0 | 0 | 1 | 0 | 0 | 0 | 0 | 0 | 1 | 1 |
| Advanced Medical Coding | 0 | 0 | 8 | 0 | 0 | 1 | 0 | 11 | 20 | 0 | 0 | 0 | 0 | 0 | 0 | 0 | 0 | 0 | 20 |

| Certificates | American Indian or Alaskan Native | Asian | Black or African American | Hispanic/Latino | Native Hawaiian or Other Pacific | Race and Ethnicity Unknown | Two or more Races | White | Female Total | American Indian or Alaskan Native | Asian | Black or African American | Hispanic/Latino | Native Hawaiian or Other Pacific | Race and Ethnicity Unknown | Two or more Races | White | Male Total | Enrolled |
|----------------------------------|-----------------------------------|----------|---------------------------|-----------------|----------------------------------|----------------------------|-------------------|-----------|--------------|-----------------------------------|----------|---------------------------|-----------------|----------------------------------|----------------------------|-------------------|------------|------------|------------|
| Advanced Pipe Welding | 0 | 0 | 0 | 0 | 0 | 0 | 0 | 1 | 1 | 0 | 0 | 9 | 0 | 0 | 0 | 0 | 14 | 23 | 24 |
| Applications Specialist | 0 | 0 | 0 | 0 | 0 | 0 | 0 | 0 | 0 | 0 | 0 | 0 | 0 | 0 | 0 | 0 | 0 | 0 | 0 |
| Automotive Diagnostic Tech. | 0 | 0 | 0 | 0 | 0 | 0 | 0 | 0 | 0 | 0 | 0 | 2 | 0 | 0 | 1 | 0 | 4 | 7 | 7 |
| Automotive Technology | 0 | 0 | 0 | 0 | 0 | 0 | 0 | 0 | 0 | 0 | 0 | 11 | 1 | 0 | 0 | 0 | 10 | 22 | 22 |
| Basic AACH | 0 | 0 | 0 | 0 | 0 | 0 | 0 | 0 | 0 | 0 | 0 | 14 | 1 | 0 | 2 | 0 | 16 | 33 | 33 |
| Basic Machining and CNC Fund. | 0 | 0 | 1 | 0 | 0 | 0 | 0 | 3 | 4 | 0 | 0 | 1 | 0 | 0 | 1 | 0 | 4 | 6 | 10 |
| Basic Mechatronics | 0 | 0 | 0 | 0 | 0 | 0 | 0 | 0 | 0 | 0 | 0 | 6 | 0 | 0 | 0 | 1 | 24 | 31 | 31 |
| Computer Specialist | 0 | 0 | 1 | 0 | 0 | 0 | 0 | 0 | 1 | 0 | 0 | 0 | 0 | 0 | 0 | 0 | 2 | 2 | 3 |
| Cybersecurity | 0 | 0 | 3 | 1 | 0 | 0 | 0 | 0 | 4 | 0 | 0 | 5 | 0 | 0 | 0 | 0 | 3 | 8 | 12 |
| Early Childhood Development | 0 | 0 | 2 | 0 | 0 | 0 | 0 | 1 | 3 | 0 | 0 | 0 | 0 | 0 | 1 | 0 | 0 | 1 | 4 |
| Entrepreneurship/Small Bus. | 0 | 0 | 5 | 0 | 0 | 1 | 0 | 2 | 8 | 0 | 0 | 0 | 0 | 0 | 0 | 0 | 0 | 0 | 8 |
| Environmental Eng.Tech. | 1 | 0 | 2 | 0 | 0 | 0 | 0 | 1 | 4 | 0 | 0 | 8 | 0 | 0 | 2 | 1 | 7 | 18 | 22 |
| Environmental Health & Safety | 0 | 0 | 0 | 0 | 0 | 0 | 0 | 0 | 0 | 0 | 0 | 2 | 0 | 0 | 0 | 0 | 0 | 2 | 2 |
| General Education | 0 | 0 | 0 | 0 | 0 | 0 | 0 | 0 | 0 | 0 | 0 | 0 | 0 | 0 | 0 | 0 | 1 | 1 | 1 |
| General Technology | 0 | 0 | 4 | 0 | 0 | 0 | 0 | 2 | 6 | 0 | 1 | 19 | 4 | 0 | 0 | 1 | 60 | 85 | 91 |
| Gerontology | 0 | 0 | 0 | 0 | 0 | 0 | 0 | 1 | 1 | 0 | 0 | 0 | 1 | 0 | 0 | 0 | 0 | 1 | 2 |
| Human Services | 0 | 0 | 0 | 0 | 0 | 0 | 0 | 0 | 0 | 0 | 0 | 0 | 0 | 0 | 0 | 0 | 0 | 0 | 0 |
| Human Resources Specialist | 0 | 0 | 9 | 0 | 0 | 0 | 0 | 0 | 9 | 0 | 0 | 0 | 0 | 0 | 0 | 0 | 1 | 1 | 10 |
| Infant and Toddler Care | 0 | 0 | 3 | 0 | 0 | 0 | 0 | 0 | 3 | 0 | 0 | 0 | 0 | 0 | 0 | 0 | 0 | 0 | 3 |
| Information Processing | 0 | 0 | 0 | 0 | 0 | 0 | 0 | 1 | 1 | 0 | 0 | 0 | 0 | 0 | 0 | 0 | 0 | 0 | 1 |
| Internetworking | 1 | 0 | 0 | 0 | 0 | 0 | 0 | 0 | 1 | 0 | 0 | 0 | 0 | 0 | 0 | 0 | 0 | 0 | 1 |
| Logistics and Supply Chain | 0 | 0 | 5 | 0 | 0 | 0 | 0 | 0 | 5 | 0 | 0 | 2 | 0 | 0 | 0 | 0 | 0 | 2 | 7 |
| Marketing and Sales | 0 | 0 | 0 | 0 | 0 | 0 | 0 | 0 | 0 | 0 | 0 | 0 | 0 | 0 | 0 | 0 | 0 | 0 | 0 |
| Massage Therapy | 0 | 0 | 6 | 0 | 0 | 0 | 0 | 8 | 14 | 0 | 0 | 0 | 0 | 0 | 0 | 0 | 3 | 3 | 17 |
| Medical Office Admin. Asst. | 0 | 0 | 2 | 2 | 0 | 1 | 0 | 2 | 7 | 0 | 0 | 0 | 0 | 0 | 0 | 0 | 0 | 0 | 7 |
| Medical Record Coding | 0 | 0 | 6 | 1 | 0 | 1 | 1 | 12 | 21 | 0 | 0 | 0 | 0 | 0 | 0 | 0 | 1 | 1 | 22 |
| Office Management | 0 | 0 | 1 | 0 | 0 | 0 | 0 | 0 | 1 | 0 | 0 | 0 | 0 | 0 | 0 | 0 | 0 | 0 | 1 |
| Patient Care Technician | 0 | 0 | 2 | 1 | 0 | 0 | 0 | 1 | 4 | 0 | 0 | 0 | 0 | 0 | 0 | 0 | 0 | 0 | 4 |
| Pharmacy Technician | 0 | 0 | 10 | 0 | 0 | 0 | 0 | 5 | 15 | 0 | 0 | 0 | 0 | 0 | 0 | 0 | 1 | 1 | 16 |
| Supervision and Leadership | 0 | 0 | 2 | 0 | 0 | 0 | 0 | 0 | 2 | 0 | 0 | 0 | 0 | 0 | 0 | 0 | 0 | 0 | 2 |
| Wastewater Operator | 0 | 0 | 0 | 0 | 0 | 0 | 0 | 1 | 1 | 0 | 1 | 0 | 0 | 0 | 1 | 0 | 4 | 6 | 7 |
| Water Operator | 0 | 0 | 0 | 0 | 0 | 0 | 0 | 0 | 0 | 0 | 0 | 0 | 0 | 0 | 1 | 0 | 4 | 5 | 5 |
| Web Development | 0 | 0 | 0 | 0 | 0 | 0 | 1 | 0 | 1 | 0 | 0 | 0 | 0 | 0 | 0 | 0 | 0 | 0 | 1 |
| Welding | 0 | 0 | 1 | 0 | 0 | 0 | 0 | 2 | 3 | 0 | 0 | 20 | 4 | 0 | 1 | 1 | 25 | 51 | 54 |
| Certificate Program Total | 2 | 0 | 75 | 5 | 0 | 4 | 2 | 56 | 144 | 0 | 2 | 101 | 11 | 0 | 10 | 4 | 185 | 313 | 457 |

| Certificates | American Indian or Alaskan Native | Asian | Black or African American | Hispanic/Latino | Native Hawaiian or Other Pacific | Race and Ethnicity Unknown | Two or more Races | White | Female Total | American Indian or Alaskan Native | Asian | Black or African American | Hispanic/Latino | Native Hawaiian or Other Pacific | Race and Ethnicity Unknown | Two or more Races | White | Male Total | Enrolled |
|---------------------------|-----------------------------------|-----------|---------------------------|-----------------|----------------------------------|----------------------------|-------------------|-------------|---------------------|-----------------------------------|----------|---------------------------|-----------------|----------------------------------|----------------------------|-------------------|------------|-------------------|-----------------|
| CAREER DEVELOPMENT | 0 | 6 | 142 | 16 | 0 | 1 | 0 | 262 | 427 | 0 | 5 | 65 | 7 | 0 | 3 | 0 | 172 | 252 | 679 |
| | | | | | | | | | | | | | | | | | | | |
| College Total | 4 | 21 | 1001 | 85 | 2 | 23 | 42 | 1053 | 2231 | 0 | 9 | 396 | 44 | 0 | 22 | 23 | 636 | 1130 | 3361 |

Source: EDSS ENR101Q Fall 2020 Open Enrollment by Program, Gender, Ethnicity

Central Carolina Technical College

2018 Fall Open Enrollment

| Associate Degrees | No. Of Students | Contact Hours | Credit Hours | CR/15 F.T.E. | Am. Indian HI or Pac | | | | | | | | | | | | Retention Fall to Fall | | | Graduates | | | | | | | | | | | |
|------------------------------------|-----------------|----------------|---------------|--------------|----------------------|------------|-------------|-------------|-------------|-----------|----------|----------|-----------|-----------|-----------|-------------|------------------------|------------|------------|------------|---------------|--------|---------|----|------|-----|---------------|---------------|----------------|--------------------|----------------|
| | | | | | Female | | Male | | Total | | Black | | White | | Hispanic | | AK Native | | Islander | | Asian | | Unknown | | More | | Enrolled 2017 | Enrolled 2018 | Retention Rate | 7/1/2017-6/30/2018 | Placement Rate |
| | | | | | | | | | | | | | | | | | | | | | | | | | | | | | | | |
| 035002 Accounting | 66 | 8,408 | 581 | 38.74 | 49 | 17 | 66 | 30 | 30 | 5 | 1 | 0 | 0 | 0 | 0 | 0 | 0 | 0 | 0 | 0 | 0 | 0 | 66 | 62 | 22 | 35% | 16 | 94.12% | | | |
| 035007 Admin Office Tech | 32 | 3,520 | 244 | 16.26 | 28 | 4 | 32 | 21 | 10 | 0 | 0 | 0 | 0 | 1 | 0 | 0 | 0 | 0 | 0 | 0 | 0 | 0 | 32 | 29 | 13 | 45% | 6 | 100.00% | | | |
| 035030 Management | 156 | 19,872 | 1,458 | 97.20 | 98 | 58 | 156 | 94 | 49 | 7 | 0 | 0 | 0 | 1 | 5 | 156 | 162 | 57 | 35% | 22 | 78.57% | | | | | | | | | | |
| 035104 Computer Tech | 107 | 14,724 | 1,123 | 74.87 | 26 | 81 | 107 | 58 | 44 | 3 | 0 | 0 | 0 | 0 | 2 | 107 | 158 | 48 | 30% | 13 | 72.22% | | | | | | | | | | |
| 035208 Nursing (Adn) | 211 | 67,616 | 1,790 | 118.80 | 197 | 14 | 211 | 57 | 130 | 9 | 1 | 0 | 2 | 3 | 9 | 211 | 186 | 66 | 35% | 79 | 98.75% | | | | | | | | | | |
| 035307 Eng. Design Tech | 77 | 20,656 | 814 | 54.33 | 11 | 66 | 77 | 30 | 39 | 3 | 0 | 1 | 1 | 1 | 2 | 77 | 91 | 29 | 32% | 17 | 89.47% | | | | | | | | | | |
| 035318 General Tech | 79 | 28,728 | 888 | 59.23 | 6 | 73 | 79 | 26 | 44 | 4 | 0 | 0 | 1 | 4 | 0 | 79 | 73 | 21 | 29% | 33 | 94.29% | | | | | | | | | | |
| 035408 Environ Eng. Tech | 34 | 5,512 | 288 | 19.20 | 7 | 27 | 34 | 13 | 18 | 0 | 0 | 0 | 0 | 2 | 1 | 34 | 22 | 12 | 55% | 7 | 100.00% | | | | | | | | | | |
| 035426 NRM | 31 | 6,728 | 357 | 23.80 | 9 | 22 | 31 | 3 | 27 | 1 | 0 | 0 | 0 | 0 | 0 | 31 | 39 | 16 | 41% | 4 | 80.00% | | | | | | | | | | |
| 035501 Human Services | 115 | 21,056 | 1,011 | 67.50 | 101 | 14 | 115 | 78 | 26 | 3 | 0 | 0 | 0 | 7 | 1 | 115 | 129 | 63 | 49% | 19 | 82.61% | | | | | | | | | | |
| 035505 CRJ | 76 | 9,992 | 738 | 49.21 | 46 | 30 | 76 | 37 | 34 | 3 | 0 | 0 | 0 | 0 | 2 | 76 | 92 | 22 | 24% | 8 | 72.73% | | | | | | | | | | |
| 035508 ECD | 87 | 11,582 | 780 | 52.00 | 83 | 4 | 87 | 53 | 31 | 0 | 0 | 1 | 0 | 1 | 1 | 87 | 103 | 33 | 32% | 17 | 85.00% | | | | | | | | | | |
| 035520 Paralegal | 40 | 5,584 | 394 | 26.27 | 37 | 3 | 40 | 25 | 11 | 1 | 0 | 0 | 0 | 2 | 1 | 40 | 39 | 14 | 36% | 10 | 83.33% | | | | | | | | | | |
| 045600 AA | 1,179 | 192,886 | 11,285 | 753.76 | 976 | 203 | 1179 | 593 | 495 | 30 | 1 | 0 | 7 | 19 | 34 | 1179 | 1232 | 362 | 29% | 60 | 93.75% | | | | | | | | | | |
| 055600 AS | 210 | 40,128 | 2,167 | 144.65 | 135 | 75 | 210 | 61 | 129 | 5 | 0 | 2 | 4 | 3 | 6 | 210 | 277 | 88 | 32% | 21 | 100.00% | | | | | | | | | | |
| Associate Totals | 2,500 | 456,992 | 23,918 | 1,596 | 1809 | 691 | 2500 | 1179 | 1117 | 74 | 3 | 4 | 15 | 44 | 64 | 2500 | 2694 | 866 | 32% | 332 | 88.32% | | | | | | | | | | |
| | | | | | | | | | | | | | | | | | | | | | | | | | | | | | | | |
| Diplomas | No. Of Students | Contact Hours | Credit Hours | CR/15 F.T.E. | Am. Indian HI or Pac | | | | | | | | | | | | Retention Fall to Fall | | | Graduates | | | | | | | | | | | |
| | | | | | Female | | Male | | Total | | Black | | White | | Hispanic | | AK Native | | Islander | | Asian | | Unknown | | More | | Enrolled 2017 | Enrolled 2018 | Retention Rate | 7/1/2017-6/30/2018 | Placement Rate |
| | | | | | | | | | | | | | | | | | | | | | | | | | | | | | | | |
| 015041 Admin Support | 1 | 48 | 6 | 0.40 | 0 | 1 | 1 | 0 | 1 | 0 | 0 | 0 | 0 | 0 | 0 | 0 | 1 | 5 | 0 | 0% | 5 | 83.33% | | | | | | | | | |
| 015211 Surgical Tech | 21 | 10,952 | 289 | 19.20 | 17 | 4 | 21 | 8 | 13 | 0 | 0 | 0 | 0 | 0 | 0 | 21 | 21 | 0 | 0% | 14 | 100.00% | | | | | | | | | | |
| 015214 Medical Assisting | 32 | 14,512 | 398 | 26.46 | 32 | 0 | 32 | 13 | 14 | 4 | 0 | 0 | 0 | 1 | 0 | 32 | 12 | 0 | 0% | 17 | 94.44% | | | | | | | | | | |
| 015508 Early Childhood Development | 6 | 650 | 45 | 3.00 | 6 | 0 | 6 | 4 | 2 | 0 | 0 | 0 | 0 | 0 | 0 | 6 | 2 | 0 | 0% | 12 | 92.31% | | | | | | | | | | |
| Diploma Totals | 60 | 26,162 | 738 | 49 | 55 | 5 | 60 | 25 | 30 | 4 | 0 | 0 | 0 | 1 | 0 | 60 | 40 | 0 | 0% | 48 | 92.52% | | | | | | | | | | |
| | | | | | | | | | | | | | | | | | | | | | | | | | | | | | | | |
| Certificates | No. Of Students | Contact Hours | Credit Hours | CR/15 F.T.E. | Am. Indian HI or Pac | | | | | | | | | | | | Retention Fall to Fall | | | Graduates | | | | | | | | | | | |
| | | | | | Female | | Male | | Total | | Black | | White | | Hispanic | | AK Native | | Islander | | Asian | | Unknown | | More | | Enrolled 2017 | Enrolled 2018 | Retention Rate | 7/1/2017-6/30/2018 | Placement Rate |
| | | | | | | | | | | | | | | | | | | | | | | | | | | | | | | | |
| 060649 Internetworking | 2 | 272 | 18 | 1.20 | 0 | 2 | 2 | 2 | 0 | 0 | 0 | 0 | 0 | 0 | 0 | 2 | 3 | 0 | 0% | 10 | 90.91% | | | | | | | | | | |
| 060799 General Education | 3 | 816 | 26 | 1.73 | 2 | 1 | 3 | 0 | 3 | 0 | 0 | 0 | 0 | 0 | 0 | 3 | 1 | 0 | 0% | 5 | 100.00% | | | | | | | | | | |
| 060862 Infant & Toddler | 3 | 264 | 21 | 1.40 | 3 | 0 | 3 | 3 | 0 | 0 | 0 | 0 | 0 | 0 | 0 | 3 | 3 | 0 | 0% | 2 | 100.00% | | | | | | | | | | |
| 060944 Water Operator | 3 | 288 | 18 | 1.20 | 0 | 3 | 3 | 0 | 3 | 0 | 0 | 0 | 0 | 0 | 0 | 3 | 4 | 0 | 0% | 0 | 0.00% | | | | | | | | | | |
| 060945 Wastewater Opr | 8 | 720 | 45 | 3.00 | 0 | 8 | 8 | 0 | 8 | 0 | 0 | 0 | 0 | 0 | 0 | 8 | 5 | 1 | 20% | 3 | 100.00% | | | | | | | | | | |
| 061023 Env Health Safety | 3 | 240 | 15 | 1.00 | 0 | 3 | 3 | 0 | 3 | 0 | 0 | 0 | 0 | 0 | 0 | 3 | 3 | 0 | 0% | 3 | 100.00% | | | | | | | | | | |
| 061037 Gerontology | 0 | 0 | 0 | 0.00 | 0 | 0 | 0 | 0 | 0 | 0 | 0 | 0 | 0 | 0 | 0 | 0 | 4 | 0 | 0% | 4 | 100.00% | | | | | | | | | | |
| 061043 Adv. CNC Program | 1 | 384 | 9 | 0.60 | 1 | 0 | 1 | 0 | 0 | 1 | 0 | 0 | 0 | 0 | 0 | 1 | 1 | 0 | 0% | 5 | 100.00% | | | | | | | | | | |
| 070191 ECD | 6 | 324 | 27 | 1.80 | 6 | 0 | 6 | 4 | 1 | 1 | 0 | 0 | 0 | 0 | 0 | 6 | 6 | 1 | 17% | 10 | 90.91% | | | | | | | | | | |

| Certificates | No. Of Students | Contact Hours | Credit Hours | CR/15 F.T.E. | Am. Indian HI or Pac | | | | | | | | | | | | 2 or More | Total | Enrolled 2017 | Enrolled 2018 | Retention Rate | 7/1/2017-6/30/2018 | Placement Rate |
|--|-----------------|---------------|--------------|--------------|----------------------|------------|------------|------------|------------|----------|-----------|----------|----------|----------|----------|------------|------------|-----------|---------------|---------------|----------------|--------------------|----------------|
| | | | | | Female | Male | Total | Black | White | Hispanic | AK Native | Islander | Asian | Unknown | | | | | | | | | |
| 070261 Information Processing | 1 | 48 | 6 | 0.4 | 1 | 0 | 1 | 1 | 0 | 0 | 0 | 0 | 0 | 0 | 0 | 1 | | | | 5 | 100.00% | | |
| 070808 Basic HVAC | 22 | 7,176 | 248 | 16.59 | 3 | 19 | 22 | 10 | 8 | 2 | 0 | 0 | 0 | 1 | 1 | 22 | 31 | 0 | 0% | 5 | 83.33% | | |
| 070810 Welding | 54 | 23,824 | 668 | 44.38 | 4 | 50 | 54 | 23 | 29 | 1 | 0 | 0 | 1 | 0 | 0 | 54 | 63 | 4 | 6% | 17 | 89.47% | | |
| 070816 Cmpt Specialist | 5 | 528 | 48 | 3.20 | 0 | 5 | 5 | 2 | 3 | 0 | 0 | 0 | 0 | 0 | 0 | 5 | 7 | 1 | 14% | 9 | 81.82% | | |
| 070847 Account Specialist | 9 | 1,136 | 75 | 5.00 | 8 | 1 | 9 | 3 | 4 | 1 | 0 | 0 | 1 | 0 | 0 | 9 | 10 | 0 | 0% | 15 | 93.75% | | |
| 070970 Advanced HVAC | 6 | 2,048 | 51 | 3.38 | 1 | 5 | 6 | 2 | 4 | 0 | 0 | 0 | 0 | 0 | 0 | 6 | 0 | 0 | 0% | 1 | 100.00% | | |
| 071088 Med Record Coding | 28 | 4,128 | 258 | 17.20 | 26 | 2 | 18 | 10 | 18 | 0 | 0 | 0 | 0 | 0 | 0 | 28 | 24 | 4 | 17% | 16 | 94.12% | | |
| 071158 Automotive Tech | 19 | 3,912 | 186 | 12.40 | 1 | 18 | 19 | 7 | 12 | 0 | 0 | 0 | 0 | 0 | 0 | 19 | 19 | 2 | 11% | 5 | 100.00% | | |
| 071159 Auto Diagnostic | 0 | 0 | 0 | 0.00 | 0 | 0 | 0 | 0 | 0 | 0 | 0 | 0 | 0 | 0 | 0 | 0 | 7 | 0 | 0% | 3 | 60.00% | | |
| 071165 Basic Mechatronic | 41 | 11,608 | 444 | 29.50 | 1 | 40 | 41 | 8 | 30 | 1 | 0 | 0 | 1 | 1 | 0 | 41 | 31 | 1 | 3% | 9 | 100.00% | | |
| 071166 Adv. Mechatronics | 0 | 0 | 0 | 0.00 | 0 | 0 | 0 | 0 | 0 | 0 | 0 | 0 | 0 | 0 | 0 | 0 | 3 | 0 | 0% | 24 | 100.00% | | |
| 071168 Adv. Pipe Welding | 16 | 6,504 | 183 | 12.20 | 1 | 15 | 16 | 7 | 7 | 0 | 1 | 0 | 0 | 1 | 0 | 16 | 27 | 2 | 7% | 11 | 78.57% | | |
| 071181 Massage Therapy | 21 | 11,056 | 267 | 17.86 | 18 | 3 | 21 | 11 | 9 | 0 | 0 | 0 | 0 | 0 | 1 | 21 | 0 | 0 | 0% | 6 | 85.71% | | |
| 071237 Basic Mach CNC Fund | 16 | 4,680 | 193 | 12.82 | 4 | 12 | 16 | 7 | 9 | 0 | 0 | 0 | 0 | 0 | 0 | 16 | 17 | 0 | 0% | 3 | 100.00% | | |
| 071238 Pharmacy Technician | 16 | 5,072 | 187 | 12.42 | 14 | 2 | 16 | 8 | 7 | 0 | 0 | 0 | 0 | 1 | 0 | 16 | 14 | 1 | 7% | 11 | 91.67% | | |
| 071291 Cert Nursing Assist | 0 | 0 | 0 | 0.00 | 0 | 0 | 0 | 0 | 0 | 0 | 0 | 0 | 0 | 0 | 0 | 0 | 1 | 0 | 0% | 1 | 100.00% | | |
| 071327 Medical Office Administrative Assistant | 14 | 1,464 | 111 | 7.38 | 13 | 1 | 14 | 9 | 3 | 2 | 0 | 0 | 0 | 0 | 0 | 14 | 26 | 0 | 0% | 3 | 42.86% | | |
| 071328 Cybersecurity | 9 | 888 | 90 | 6.00 | 2 | 7 | 9 | 8 | 1 | 0 | 0 | 0 | 0 | 0 | 0 | 9 | 3 | 0 | 0% | 3 | 100.00% | | |
| 071349 Patient Care Technician | 15 | 3,536 | 129 | 8.60 | 14 | 1 | 15 | 8 | 7 | 0 | 0 | 0 | 0 | 0 | 0 | 15 | 22 | 0 | 0% | 1 | 100.00% | | |
| 071350 Entrepreneurship | 10 | 912 | 66 | 4.40 | 9 | 1 | 10 | 6 | 3 | 0 | 0 | 0 | 0 | 1 | 0 | | | | | 2 | 100.00% | | |
| 071351 Supervision & Leadership | 7 | 888 | 57 | 3.80 | 7 | 0 | 7 | 5 | 2 | 0 | 0 | 0 | 0 | 0 | 0 | 7 | | | | 0 | 0.00% | | |
| 071352 Web Development | 3 | 240 | 18 | 1.20 | 2 | 1 | 3 | 1 | 2 | 0 | 0 | 0 | 0 | 0 | 0 | 3 | 2 | 1 | 50% | 0 | 0.00% | | |
| 071396 Human Resources | 5 | 480 | 30 | 2.00 | 4 | 1 | 5 | 5 | 0 | 0 | 0 | 0 | 0 | 0 | 0 | 5 | | 0 | | 16 | 88.89% | | |
| Certificate Totals | 346 | 92,956 | 3,464 | 231 | 145 | 201 | 346 | 150 | 176 | 9 | 1 | 0 | 3 | 5 | 2 | 346 | 337 | 18 | 5% | 192 | 83.33% | | |

| Major | No. Of Students | Contact Hours | Credit Hours | CR/15 F.T.E. | Am. Indian HI or Pac | | | | | | | | | | | | 2 or More | Total | Enrolled 2017 | Enrolled 2018 | Retention Rate | 7/1/2017-6/30/2018 | Placement Rate |
|--|-----------------|---------------|--------------|--------------|----------------------|------|-------|-------|-------|----------|-----------|----------|-------|---------|----|------|-----------|-------|---------------|---------------|----------------|--------------------|----------------|
| | | | | | Female | Male | Total | Black | White | Hispanic | AK Native | Islander | Asian | Unknown | | | | | | | | | |
| 006100 CAREER DEVELOPMENT | 644 | 74,808 | 4,562 | 304.32 | 419 | 225 | 644 | 195 | 422 | 16 | 0 | 0 | 5 | 2 | 4 | 644 | 642 | 138 | 21% | | | | |
| 003995 Central Carolina Technical College Total: | 3,550 | 650,918 | 32,682 | 2,180 | 2428 | 1122 | 3550 | 1549 | 1745 | 103 | 4 | 4 | 23 | 52 | 70 | 3550 | 3713 | 1022 | 28% | 572 | 88% | | |

EDSS ST 115 Fall to Fall Retention
EDSS ST 105 2018 Fall Open Enrollment
EDSS ST 101Q 2018 Fall Open Enrollment
2019 Program Evaluation In-House Status Report

**Central Carolina Technical College
2018 Fall Open Enrollment by Program, Gender & Age**

Female Enrollment by Age

Male Enrollment by Age

| Associate Degrees | No. Of Students | Female Enrollment by Age | | | | | | | | | | | Male Enrollment by Age | | | | | | | | | | | |
|--------------------------------|-----------------|--------------------------|------------|------------|------------|------------|------------|------------|------------|------------|-----------|-----------|------------------------|------------|------------|------------|-----------|-----------|-----------|-----------|-----------|-----------|----------|---|
| | | Female Enrolled | 17 & Under | 18-19 | 20-21 | 22-24 | 25-29 | 30-34 | 35-39 | 40-49 | 50-64 | 65+ | Male Enrolled | 17 & Under | 18-19 | 20-21 | 22-24 | 25-29 | 30-34 | 35-39 | 40-49 | 50-64 | 65+ | |
| 035002 Accounting | 66 | 49 | 0 | 9 | 3 | 9 | 5 | 10 | 3 | 6 | 4 | 0 | 17 | 0 | 5 | 0 | 2 | 1 | 2 | 3 | 1 | 3 | 0 | |
| 035007 Admin Office Tech | 32 | 28 | 0 | 1 | 1 | 2 | 5 | 2 | 4 | 11 | 2 | 0 | 4 | 1 | 1 | 1 | 0 | 0 | 0 | 1 | 0 | 0 | 0 | |
| 035030 Management | 156 | 98 | 0 | 25 | 14 | 11 | 13 | 11 | 7 | 13 | 5 | 1 | 58 | 1 | 17 | 9 | 10 | 3 | 3 | 4 | 9 | 2 | 0 | |
| 035104 Computer Tech | 107 | 26 | 0 | 4 | 6 | 3 | 3 | 4 | 5 | 0 | 1 | 0 | 81 | 0 | 27 | 11 | 14 | 8 | 4 | 8 | 6 | 2 | 1 | |
| 035208 Nursing (Adn) | 211 | 197 | 0 | 10 | 32 | 23 | 55 | 32 | 23 | 17 | 5 | 0 | 14 | 0 | 0 | 0 | 2 | 5 | 0 | 4 | 3 | 0 | 0 | |
| 035307 Eng. Design Tech | 77 | 11 | 0 | 3 | 2 | 2 | 1 | 0 | 1 | 1 | 1 | 0 | 66 | 2 | 18 | 14 | 10 | 7 | 3 | 3 | 6 | 3 | 0 | |
| 035318 General Tech | 79 | 6 | 0 | 2 | 1 | 1 | 1 | 0 | 0 | 1 | 0 | 0 | 73 | 0 | 25 | 17 | 10 | 3 | 6 | 5 | 3 | 3 | 1 | |
| 035408 Environ Eng. Tech | 34 | 7 | 0 | 0 | 1 | 2 | 1 | 0 | 1 | 2 | 0 | 0 | 27 | 0 | 6 | 1 | 2 | 3 | 4 | 1 | 5 | 4 | 1 | |
| 035426 NRM | 31 | 9 | 0 | 0 | 1 | 4 | 1 | 1 | 0 | 1 | 1 | 0 | 22 | 1 | 7 | 7 | 3 | 1 | 1 | 1 | 1 | 0 | 0 | |
| 035501 Human Services | 115 | 101 | 0 | 10 | 15 | 15 | 5 | 9 | 12 | 20 | 10 | 5 | 14 | 0 | 2 | 2 | 3 | 2 | 0 | 1 | 2 | 1 | 1 | |
| 035505 CRJ | 76 | 46 | 2 | 12 | 9 | 7 | 7 | 5 | 3 | 0 | 1 | 0 | 30 | 0 | 13 | 9 | 3 | 1 | 1 | 0 | 2 | 1 | 0 | |
| 035508 ECD | 87 | 83 | 0 | 20 | 24 | 10 | 5 | 5 | 4 | 7 | 8 | 0 | 4 | 0 | 2 | 0 | 1 | 1 | 0 | 0 | 0 | 0 | 0 | |
| 035520 Paralegal | 40 | 37 | 1 | 8 | 8 | 4 | 5 | 5 | 1 | 1 | 1 | 3 | 3 | 0 | 0 | 1 | 1 | 1 | 0 | 0 | 0 | 0 | 0 | |
| 045600 AA | 1179 | 976 | 9 | 295 | 167 | 123 | 147 | 77 | 65 | 62 | 29 | 2 | 203 | 1 | 87 | 41 | 24 | 19 | 14 | 5 | 7 | 5 | 0 | |
| 055600 AS | 210 | 135 | 2 | 55 | 29 | 28 | 8 | 8 | 2 | 3 | 0 | 0 | 75 | 1 | 36 | 20 | 12 | 4 | 0 | 1 | 1 | 0 | 0 | |
| Associate Degree Total: | 2500 | 1809 | 14 | 454 | 313 | 244 | 262 | 169 | 131 | 145 | 68 | 11 | 691 | 7 | 246 | 133 | 97 | 59 | 38 | 37 | 46 | 24 | 4 | |
| Diplomas | No. Of Students | Female Enrolled | 17 & Under | 18-19 | 20-21 | 22-24 | 25-29 | 30-34 | 35-39 | 40-49 | 50-64 | 65+ | Male Enrolled | 17 & Under | 18-19 | 20-21 | 22-24 | 25-29 | 30-34 | 35-39 | 40-49 | 50-64 | 65+ | |
| 015041 Admin Support | 1 | 1 | 0 | 0 | 0 | 0 | 0 | 0 | 0 | 1 | 0 | 0 | 0 | 0 | 0 | 0 | 0 | 0 | 0 | 0 | 0 | 0 | 0 | 0 |
| 015211 Surgical Tech | 21 | 17 | 0 | 2 | 5 | 3 | 3 | 3 | 0 | 0 | 1 | 0 | 4 | 0 | 0 | 0 | 1 | 2 | 0 | 0 | 1 | 0 | 0 | 0 |
| 015214 Medical Assisting | 32 | 32 | 0 | 3 | 10 | 5 | 4 | 3 | 3 | 2 | 2 | 0 | 0 | 0 | 0 | 0 | 0 | 0 | 0 | 0 | 0 | 0 | 0 | 0 |
| 015508 ECD | 6 | 6 | 0 | 1 | 0 | 1 | 1 | 0 | 2 | 1 | 0 | 0 | 0 | 0 | 0 | 0 | 0 | 0 | 0 | 0 | 0 | 0 | 0 | 0 |
| Diploma Degree Total: | 60 | 56 | 0 | 6 | 15 | 9 | 8 | 6 | 5 | 4 | 0 | 0 | 4 | 0 | 0 | 0 | 1 | 2 | 0 | 0 | 1 | 0 | 0 | |
| Certificates | No. Of Students | Female Enrolled | 17 & Under | 18-19 | 20-21 | 22-24 | 25-29 | 30-34 | 35-39 | 40-49 | 50-64 | 65+ | Male Enrolled | 17 & Under | 18-19 | 20-21 | 22-24 | 25-29 | 30-34 | 35-39 | 40-49 | 50-64 | 65+ | |
| 060649 Internetworking | 2 | 0 | 0 | 0 | 0 | 0 | 0 | 0 | 0 | 0 | 0 | 0 | 2 | 0 | 1 | 0 | 0 | 0 | 1 | 0 | 0 | 0 | 0 | 0 |
| 060862 Infant & Toddler | 3 | 3 | 0 | 1 | 1 | 0 | 0 | 1 | 0 | 0 | 0 | 0 | 0 | 0 | 0 | 0 | 0 | 0 | 0 | 0 | 0 | 0 | 0 | 0 |
| 060799 General Education | 3 | 2 | 0 | 1 | 0 | 0 | 1 | 0 | 0 | 0 | 0 | 0 | 1 | 0 | 1 | 0 | 0 | 0 | 0 | 0 | 0 | 0 | 0 | 0 |
| 060944 Water Operator | 3 | 0 | 0 | 0 | 0 | 0 | 0 | 0 | 0 | 0 | 0 | 0 | 3 | 0 | 0 | 0 | 0 | 0 | 0 | 0 | 3 | 0 | 0 | 0 |
| 060945 Wastewater Opr | 8 | 0 | 0 | 0 | 0 | 0 | 0 | 0 | 0 | 0 | 0 | 0 | 8 | 0 | 0 | 0 | 2 | 0 | 1 | 2 | 1 | 2 | 0 | 0 |
| 061023 Env Health Safety | 3 | 0 | 0 | 0 | 0 | 0 | 0 | 0 | 0 | 0 | 0 | 0 | 3 | 0 | 0 | 0 | 0 | 0 | 1 | 1 | 0 | 1 | 0 | 0 |
| 061037 Gerontology | 0 | 0 | 0 | 0 | 0 | 0 | 0 | 0 | 0 | 0 | 0 | 0 | 0 | 0 | 0 | 0 | 0 | 0 | 0 | 0 | 0 | 0 | 0 | 0 |
| 061043 Adv. CNC Program | 1 | 1 | 0 | 0 | 0 | 0 | 1 | 0 | 0 | 0 | 0 | 0 | 0 | 0 | 0 | 0 | 0 | 0 | 0 | 0 | 0 | 0 | 0 | 0 |
| 070191 ECD | 6 | 6 | 0 | 1 | 0 | 1 | 0 | 2 | 0 | 2 | 0 | 0 | 0 | 0 | 0 | 0 | 0 | 0 | 0 | 0 | 0 | 0 | 0 | 0 |
| 070261 Info Processing | 1 | 1 | 0 | 0 | 0 | 0 | 0 | 0 | 0 | 1 | 0 | 0 | 0 | 0 | 0 | 0 | 0 | 0 | 0 | 0 | 0 | 0 | 0 | 0 |
| 070808 Basic HVAC | 22 | 3 | 0 | 0 | 0 | 2 | 1 | 0 | 0 | 0 | 0 | 0 | 19 | 0 | 7 | 2 | 0 | 4 | 2 | 1 | 2 | 1 | 0 | 0 |
| 070810 Welding | 54 | 4 | 0 | 1 | 1 | 0 | 0 | 0 | 0 | 1 | 1 | 0 | 50 | 0 | 22 | 8 | 8 | 5 | 4 | 2 | 1 | 0 | 0 | 0 |
| 070816 Cmpt Specialist | 5 | 0 | 0 | 0 | 0 | 0 | 0 | 0 | 0 | 0 | 0 | 0 | 5 | 0 | 3 | 2 | 0 | 0 | 0 | 0 | 0 | 0 | 0 | 0 |
| 070847 Account Specialist | 9 | 8 | 0 | 3 | 0 | 0 | 2 | 0 | 0 | 1 | 2 | 0 | 1 | 0 | 0 | 0 | 0 | 1 | 0 | 0 | 0 | 0 | 0 | 0 |
| 070970 Advanced HVAC | 6 | 1 | 0 | 0 | 0 | 0 | 0 | 0 | 0 | 1 | 0 | 0 | 5 | 0 | 0 | 1 | 1 | 0 | 0 | 0 | 1 | 2 | 0 | 0 |
| 071088 Med Record Coding | 28 | 26 | 0 | 1 | 1 | 6 | 6 | 3 | 4 | 4 | 1 | 0 | 2 | 0 | 0 | 0 | 0 | 1 | 0 | 0 | 1 | 0 | 0 | 0 |
| 071158 Automotive Tech | 19 | 1 | 0 | 0 | 0 | 1 | 0 | 0 | 0 | 0 | 0 | 0 | 18 | 0 | 8 | 3 | 2 | 0 | 0 | 2 | 1 | 2 | 0 | 0 |
| 071159 Auto Diagnostic | 0 | 0 | 0 | 0 | 0 | 0 | 0 | 0 | 0 | 0 | 0 | 0 | 0 | 0 | 0 | 0 | 0 | 0 | 0 | 0 | 0 | 0 | 0 | 0 |
| 071165 Basic Mechatronic | 41 | 1 | 0 | 0 | 0 | 0 | 0 | 1 | 0 | 0 | 0 | 0 | 40 | 0 | 15 | 8 | 4 | 4 | 1 | 4 | 3 | 1 | 0 | 0 |

| Certificates | No. Of | Female | 17 & | 18-19 | 20-21 | 22-24 | 25-29 | 30-34 | 35-39 | 40-49 | 50-64 | 65+ | Male | 17 & | 18-19 | 20-21 | 22-24 | 25-29 | 30-34 | 35-39 | 40-49 | 50-64 | 65+ |
|--|-----------------|-----------------|-----------------|--------------|--------------|--------------|--------------|--------------|--------------|--------------|--------------|------------|-----------------|-----------------|--------------|--------------|--------------|--------------|--------------|--------------|--------------|--------------|------------|
| | Students | Enrolled | Under | | | | | | | | | | Enrolled | Under | | | | | | | | | |
| 071166 Adv. Mechatronics | 0 | 0 | 0 | 0 | 0 | 0 | 0 | 0 | 0 | 0 | 0 | 0 | 0 | 0 | 0 | 0 | 0 | 0 | 0 | 0 | 0 | 0 | 0 |
| 071168 Adv. Pipe Welding | 16 | 1 | 0 | 0 | 0 | 0 | 0 | 0 | 0 | 0 | 0 | 0 | 15 | 0 | 6 | 4 | 1 | 4 | 0 | 0 | 0 | 0 | 0 |
| 071181 Massage Therapy | 21 | 18 | 0 | 5 | 3 | 3 | 5 | 2 | 0 | 0 | 0 | 0 | 3 | 0 | 1 | 0 | 0 | 1 | 0 | 1 | 0 | 0 | 0 |
| 071237 Basic Mach CNC Fund | 16 | 4 | 0 | 0 | 0 | 0 | 0 | 2 | 1 | 1 | 0 | 0 | 12 | 2 | 6 | 0 | 2 | 1 | 1 | 0 | 0 | 0 | 0 |
| 071238 Pharmacy Technician | 16 | 14 | 0 | 1 | 4 | 3 | 0 | 1 | 2 | 2 | 1 | 0 | 2 | 0 | 0 | 1 | 1 | 0 | 0 | 0 | 0 | 0 | 0 |
| 071291 Cert Nursing Assist | 0 | 0 | 0 | 0 | 0 | 0 | 0 | 0 | 0 | 0 | 0 | 0 | 0 | 0 | 0 | 0 | 0 | 0 | 0 | 0 | 0 | 0 | 0 |
| 071327 Medical Office | 14 | 13 | 0 | 0 | 3 | 4 | 2 | 3 | 0 | 1 | 0 | 0 | 1 | 0 | 1 | 0 | 0 | 0 | 0 | 0 | 0 | 0 | 0 |
| 071328 Cybersecurity | 9 | 2 | 0 | 1 | 0 | 0 | 0 | 1 | 0 | 0 | 0 | 0 | 7 | 0 | 4 | 2 | 0 | 0 | 0 | 0 | 0 | 1 | 0 |
| 071349 Patient Care Technician | 15 | 14 | 0 | 1 | 2 | 1 | 2 | 0 | 3 | 4 | 1 | 0 | 1 | 0 | 0 | 0 | 0 | 0 | 0 | 0 | 0 | 1 | 0 |
| 071350 Entrepreneurship | 10 | 9 | 0 | 0 | 1 | 0 | 0 | 1 | 3 | 3 | 1 | 0 | 1 | 0 | 1 | 0 | 0 | 0 | 0 | 0 | 0 | 0 | 0 |
| 071351 Supervision & Leadership | 7 | 7 | 0 | 0 | 0 | 0 | 1 | 0 | 0 | 4 | 2 | 0 | 0 | 0 | 0 | 0 | 0 | 0 | 0 | 0 | 0 | 0 | 0 |
| 071352 Web Development | 3 | 2 | 0 | 0 | 0 | 0 | 0 | 1 | 1 | 0 | 0 | 0 | 1 | 0 | 0 | 0 | 0 | 0 | 1 | 0 | 0 | 0 | 0 |
| 071396 Human Resources | 5 | 4 | 0 | 0 | 0 | 0 | 0 | 1 | 1 | 1 | 1 | 0 | 1 | 0 | 0 | 0 | 1 | 0 | 0 | 0 | 0 | 0 | 0 |
| Certificate Program Total: | 346 | 140 | | 14 | 15 | 21 | 20 | 18 | 15 | 26 | 10 | | 187 | 2 | 74 | 31 | 20 | 21 | 10 | 11 | 9 | 9 | 0 |
| | No. Of | Female | 17 & | | | | | | | | | | Male | 17 & | | | | | | | | | |
| Major | Students | Enrolled | Under | 18-19 | 20-21 | 22-24 | 25-29 | 30-34 | 35-39 | 40-49 | 50-64 | 65+ | Enrolled | Under | 18-19 | 20-21 | 22-24 | 25-29 | 30-34 | 35-39 | 40-49 | 50-64 | 65+ |
| 006100 CAREER DEV | 644 | 419 | 335 | 57 | 2 | 5 | 4 | 0 | 3 | 5 | 4 | 4 | 225 | 175 | 30 | 2 | 4 | 1 | 4 | 3 | 0 | 5 | 1 |
| 003995 Central Carolina Technical College Total: | 3,550 | 2,424 | 349 | 531 | 345 | 279 | 294 | 193 | 154 | 180 | 82 | 15 | 1,107 | 184 | 350 | 166 | 122 | 83 | 52 | 51 | 56 | 38 | 5 |

EDSS ST 115 Fall to Fall Retention
EDSS ST 105 2018 Fall Open Enrollment
EDSS ST 101Q 2018 Fall Open Enrollment
2018 Program Evaluation In-House Status Report

**Central Carolina Technical College
2018 Fall Open Enrollment by Program, Gender & Ethnicity**

Female Enrollment by Age

Male Enrollment by Age

| Associate Degrees | No. Of Students | Female Enrollment by Age | | | | | | | | | Male Enrollment by Age | | | | | | | | |
|--------------------------------|-----------------|--------------------------|-----------------|--------------------------|-----------|-------------------|---------------------------|------------|-----------|-----------------|------------------------|-----------------|--------------------------|----------|-------------------|---------------------------|------------|----------|-----------------|
| | | Female Enrolled | Hispanic/Latino | Am. Indian/Alaska Native | Asian | Black or Afr. Am. | Hawaiian/Pacific Islander | White | Unkn | 2 or More Races | Male Enrolled | Hispanic/Latino | Am. Indian/Alaska Native | Asian | Black or Afr. Am. | Hawaiian/Pacific Islander | White | Unkn | 2 or More Races |
| 035002 Accounting | 66 | 49 | 4 | 1 | 0 | 21 | 0 | 23 | 0 | 0 | 17 | 1 | 0 | 0 | 9 | 0 | 7 | 0 | 0 |
| 035007 Admin Office Tech | 32 | 28 | 0 | 0 | 0 | 17 | 0 | 10 | 1 | 0 | 4 | 0 | 0 | 0 | 4 | 0 | 0 | 0 | 0 |
| 035030 Management | 156 | 98 | 4 | 0 | 0 | 63 | 0 | 27 | 1 | 3 | 58 | 3 | 0 | 0 | 31 | 0 | 22 | 0 | 2 |
| 035104 Computer Tech | 107 | 26 | 1 | 0 | 0 | 14 | 0 | 11 | 0 | 0 | 81 | 2 | 0 | 0 | 44 | 0 | 33 | 0 | 2 |
| 035208 Nursing (Adn) | 211 | 197 | 7 | 0 | 2 | 52 | 0 | 125 | 2 | 9 | 14 | 2 | 1 | 0 | 5 | 0 | 5 | 1 | 0 |
| 035307 Eng. Design Tech | 77 | 11 | 1 | 0 | 0 | 4 | 0 | 6 | 0 | 0 | 66 | 2 | 0 | 1 | 26 | 1 | 33 | 1 | 2 |
| 035318 General Tech | 79 | 6 | 0 | 0 | 0 | 3 | 0 | 3 | 0 | 0 | 73 | 4 | 0 | 1 | 23 | 0 | 41 | 0 | 4 |
| 035408 Environ Eng. Tech | 34 | 7 | 0 | 0 | 0 | 2 | 0 | 5 | 0 | 0 | 27 | 0 | 0 | 0 | 11 | 0 | 13 | 2 | 1 |
| 035426 NRM | 31 | 9 | 0 | 0 | 0 | 1 | 0 | 8 | 0 | 0 | 22 | 1 | 0 | 0 | 2 | 0 | 19 | 0 | 0 |
| 035501 Human Services | 115 | 101 | 2 | 0 | 0 | 68 | 0 | 24 | 6 | 1 | 14 | 1 | 0 | 0 | 10 | 0 | 2 | 0 | 1 |
| 035505 CRJ | 76 | 46 | 1 | 0 | 0 | 27 | 0 | 17 | 0 | 1 | 30 | 2 | 0 | 0 | 10 | 0 | 17 | 0 | 1 |
| 035508 ECD | 87 | 83 | 0 | 0 | 0 | 50 | 1 | 30 | 1 | 1 | 4 | 0 | 0 | 0 | 3 | 0 | 1 | 0 | 0 |
| 035520 Paralegal | 40 | 37 | 1 | 0 | 0 | 22 | 0 | 11 | 1 | 2 | 3 | 0 | 0 | 0 | 3 | 0 | 0 | 0 | 0 |
| 045600 AA | 1179 | 976 | 26 | 1 | 6 | 513 | 0 | 392 | 14 | 24 | 203 | 4 | 0 | 1 | 80 | 0 | 103 | 5 | 10 |
| 055600 AS | 210 | 135 | 4 | 0 | 3 | 43 | 2 | 75 | 3 | 5 | 75 | 1 | 0 | 1 | 18 | 0 | 54 | 0 | 1 |
| Associate Degree Total: | 2500 | 1809 | 51 | 2 | 11 | 900 | 3 | 767 | 29 | 46 | 691 | 23 | 1 | 4 | 279 | 1 | 350 | 9 | 24 |
| Diplomas | No. Of Students | Female Enrolled | Hispanic/Latino | Am. Indian/Alaska Native | Asian | Black or Afr. Am. | Hawaiian/Pacific Islander | White | Unkn | 2 or More Races | Male Enrolled | Hispanic/Latino | Am. Indian/Alaska Native | Asian | Black or Afr. Am. | Hawaiian/Pacific Islander | White | Unkn | 2 or More Races |
| 015041 Admin Support | 1 | 1 | 0 | 0 | 0 | 0 | 0 | 1 | 0 | 0 | 0 | 0 | 0 | 0 | 0 | 0 | 0 | 0 | 0 |
| 015211 Surgical Tech | 21 | 17 | 0 | 0 | 0 | 5 | 0 | 12 | 0 | 0 | 4 | 0 | 0 | 0 | 3 | 0 | 1 | 0 | 0 |
| 015214 Medical Assisting | 32 | 32 | 4 | 0 | 0 | 13 | 0 | 14 | 1 | 0 | 0 | 0 | 0 | 0 | 0 | 0 | 0 | 0 | 0 |
| 015508 ECD | 6 | 6 | 1 | 0 | 0 | 4 | 0 | 1 | 0 | 0 | 0 | 0 | 0 | 0 | 0 | 0 | 0 | 0 | 0 |
| Diploma Degree Total: | 60 | 56 | 5 | 0 | 0 | 22 | 0 | 28 | 1 | 0 | 4 | 0 | 0 | 0 | 3 | 0 | 1 | 0 | 0 |
| Certificates | No. Of Students | Female Enrolled | Hispanic/Latino | Am. Indian/Alaska Native | Asian | Black or Afr. Am. | Hawaiian/Pacific Islander | White | Unkn | 2 or More Races | Male Enrolled | Hispanic/Latino | Am. Indian/Alaska Native | Asian | Black or Afr. Am. | Hawaiian/Pacific Islander | White | Unkn | 2 or More Races |
| 060649 Internetworking | 2 | 0 | 0 | 0 | 0 | 0 | 0 | 0 | 0 | 0 | 2 | 0 | 0 | 0 | 2 | 0 | 0 | 0 | 0 |
| 060862 Infant & Toddler | 3 | 3 | 0 | 0 | 0 | 3 | 0 | 0 | 0 | 0 | 0 | 0 | 0 | 0 | 0 | 0 | 0 | 0 | 0 |
| 060799 General Education | 3 | 2 | 0 | 0 | 0 | 0 | 0 | 2 | 0 | 0 | 1 | 0 | 0 | 0 | 0 | 0 | 1 | 0 | 0 |
| 060944 Water Operator | 3 | 0 | 0 | 0 | 0 | 0 | 0 | 0 | 0 | 0 | 3 | 0 | 0 | 0 | 0 | 0 | 3 | 0 | 0 |
| 060945 Wastewater Opr | 8 | 0 | 0 | 0 | 0 | 0 | 0 | 0 | 0 | 0 | 8 | 0 | 0 | 0 | 0 | 0 | 8 | 0 | 0 |
| 061023 Env Health Safety | 3 | 0 | 0 | 0 | 0 | 0 | 0 | 0 | 0 | 0 | 3 | 0 | 0 | 0 | 0 | 0 | 3 | 0 | 0 |
| 061037 Gerontology | 0 | 0 | 0 | 0 | 0 | 0 | 0 | 0 | 0 | 0 | 0 | 0 | 0 | 0 | 0 | 0 | 0 | 0 | 0 |
| 061043 Adv. CNC Program | 1 | 1 | 1 | 0 | 0 | 0 | 0 | 0 | 0 | 0 | 0 | 0 | 0 | 0 | 0 | 0 | 0 | 0 | 0 |
| 070191 ECD | 6 | 6 | 0 | 0 | 0 | 4 | 0 | 2 | 0 | 0 | 0 | 0 | 0 | 0 | 0 | 0 | 0 | 0 | 0 |
| 070261 Info Processing | 1 | 1 | 0 | 0 | 0 | 1 | 0 | 0 | 0 | 0 | 0 | 0 | 0 | 0 | 0 | 0 | 0 | 0 | 0 |

| Certificates | No. Of Students | Female Enrolled | Hispanic/Latino | Am. Indian/Alaska Native | Asian | Black or Afr. Am. | Hawaiian/Pacific Islander | White | Unkn | 2 or More Races | Male Enrolled | Hispanic/Latino | Am. Indian/Alaska Native | Asian | Black or Afr. Am. | Hawaiian/Pacific Islander | White | Unkn | 2 or More Races |
|--|-----------------|-----------------|-----------------|--------------------------|-------|-------------------|---------------------------|-------|------|-----------------|---------------|-----------------|--------------------------|-------|-------------------|---------------------------|-------|------|-----------------|
| 070808 Basic HVAC | 22 | 3 | 0 | 0 | 0 | 2 | 0 | 1 | 0 | 0 | 19 | 2 | 0 | 0 | 8 | 0 | 7 | 1 | 1 |
| 070810 Welding | 54 | 4 | 0 | 0 | 0 | 1 | 0 | 3 | 0 | 0 | 50 | 1 | 0 | 1 | 22 | 0 | 26 | 0 | 0 |
| 070816 Cmpst Specialist | 5 | 0 | 0 | 0 | 0 | 0 | 0 | 0 | 0 | 0 | 5 | 0 | 0 | 0 | 2 | 0 | 3 | 0 | 0 |
| 070847 Account Specialist | 9 | 8 | 1 | 0 | 1 | 3 | 0 | 3 | 0 | 0 | 1 | 0 | 0 | 0 | 0 | 0 | 1 | 0 | 0 |
| 070970 Advanced HVAC | 6 | 1 | 0 | 0 | 0 | 0 | 0 | 1 | 0 | 0 | 5 | 0 | 0 | 0 | 2 | 0 | 3 | 0 | 0 |
| 071088 Med Record Coding | 28 | 26 | 0 | 0 | 0 | 9 | 0 | 17 | 0 | 0 | 2 | 0 | 0 | 0 | 1 | 0 | 1 | 0 | 0 |
| 071158 Automotive Tech | 19 | 1 | 0 | 0 | 0 | 1 | 0 | 0 | 0 | 0 | 18 | 0 | 0 | 0 | 6 | 0 | 12 | 0 | 0 |
| 071159 Auto Diagnostic | 0 | 0 | 0 | 0 | 0 | 0 | 0 | 0 | 0 | 0 | 0 | 0 | 0 | 0 | 0 | 0 | 0 | 0 | 0 |
| 071165 Basic Mechatronic | 41 | 1 | 0 | 0 | 0 | 1 | 0 | 0 | 0 | 0 | 40 | 1 | 0 | 1 | 7 | 0 | 30 | 1 | 0 |
| 071166 Adv. Mechatronics | 0 | 0 | 0 | 0 | 0 | 0 | 0 | 0 | 0 | 0 | 0 | 0 | 0 | 0 | 0 | 0 | 0 | 0 | 0 |
| 071168 Adv. Pipe Welding | 16 | 1 | 0 | 0 | 0 | 0 | 0 | 1 | 0 | 0 | 15 | 0 | 1 | 0 | 7 | 0 | 6 | 1 | 0 |
| 071181 Massage Therapy | 21 | 18 | 0 | 0 | 0 | 10 | 0 | 8 | 0 | 0 | 3 | 0 | 0 | 0 | 1 | 0 | 1 | 0 | 1 |
| 071237 Basic Mach CNC Fund | 16 | 4 | 0 | 0 | 0 | 2 | 0 | 2 | 0 | 0 | 12 | 0 | 0 | 0 | 8 | 0 | 7 | 0 | 0 |
| 071238 Pharmacy Technician | 16 | 14 | 0 | 0 | 0 | 7 | 0 | 7 | 1 | 0 | 2 | 0 | 0 | 0 | 1 | 0 | 1 | 0 | 0 |
| 071291 Cert Nursing Assist | 0 | 0 | 0 | 0 | 0 | 0 | 0 | 0 | 0 | 0 | 0 | 0 | 0 | 0 | 0 | 0 | 0 | 0 | 0 |
| 071327 Medical Office | 14 | 13 | 2 | 0 | 0 | 8 | 0 | 3 | 0 | 0 | 1 | 0 | 0 | 0 | 1 | 0 | 0 | 0 | 0 |
| 071328 Cybersecurity | 9 | 2 | 0 | 0 | 0 | 2 | 0 | 0 | 0 | 0 | 7 | 0 | 0 | 0 | 6 | 0 | 1 | 0 | 0 |
| 071349 Patient Care Technician | 15 | 14 | 0 | 0 | 0 | 7 | 0 | 7 | 0 | 0 | 1 | 0 | 0 | 0 | 1 | 0 | 0 | 0 | 0 |
| 071350 Entrepreneurship | 10 | 9 | 0 | 0 | 0 | 6 | 0 | 2 | 1 | 0 | 1 | 0 | 0 | 0 | 0 | 0 | 1 | 0 | 0 |
| 071351 Supervision & Leadership | 7 | 7 | 0 | 0 | 0 | 5 | 0 | 2 | 0 | 0 | 0 | 0 | 0 | 0 | 0 | 0 | 0 | 0 | 0 |
| 071352 Web Development | 3 | 2 | 0 | 0 | 0 | 1 | 0 | 1 | 0 | 0 | 1 | 0 | 0 | 0 | 0 | 0 | 1 | 0 | 0 |
| 071396 Human Resources | 5 | 4 | 0 | 0 | 0 | 4 | 0 | 0 | 0 | 0 | 1 | 0 | 0 | 0 | 1 | 0 | 0 | 0 | 0 |
| Certificate Program Total: | 346 | 109 | 4 | 0 | 1 | 54 | 0 | 50 | 1 | 0 | 197 | 4 | 1 | 2 | 74 | 0 | 114 | 3 | 2 |
| Major | No. Of Students | Female Enrolled | Hispanic/Latino | Am. Indian/Alaska Native | Asian | Black or Afr. Am. | Hawaiian/Pacific Islander | White | Unkn | 2 or More Races | Male Enrolled | Hispanic/Latino | Am. Indian/Alaska Native | Asian | Black or Afr. Am. | Hawaiian/Pacific Islander | White | Unkn | 2 or More Races |
| 006100 CAREER DEV | 644 | 419 | 14 | 0 | 4 | 140 | 0 | 257 | 1 | 3 | 225 | 2 | 0 | 1 | 55 | 0 | 165 | 1 | 1 |
| 003995 Central Carolina Technical College Total: | 3550 | 2393 | 74 | 2 | 16 | 1116 | 3 | 1102 | 32 | 49 | 1117 | 29 | 2 | 7 | 411 | 1 | 630 | 13 | 27 |

EDSS ST 115 Fall to Fall Retention
EDSS ST 105 2018 Fall Open Enrollment
EDSS ST 101Q 2018 Fall Open Enrollment
2019 Program Evaluation In-House Status Report

Central Carolina Technical College 2017 Fall Open Enrollment

| Associate Degrees | No. Of Students | Contact Hours | Credit Hours | CR/15 F.T.E. | Am. Indian HI or Pac | | | | | | | | | | | | Retention Fall to Fall | | | Graduates | |
|-----------------------------|-----------------|----------------|---------------|--------------|----------------------|------------|-------------|-------------|-------------|-----------|-----------|----------|-----------|-----------|-----------|-------------|------------------------|---------------|----------------|--------------------|----------------|
| | | | | | Ethnicity | | | | | | | | | | | | Enrolled 2016 | Enrolled 2017 | Retention Rate | 7/1/2016-6/30/2017 | Placement Rate |
| | | | | | Female | Male | Total | Black | White | Hispanic | AK Native | Islander | Asian | Unknown | 2 or More | Total | | | | | |
| 035002 Accounting | 62 | 8,232 | 597 | 39.80 | 46 | 16 | 62 | 32 | 25 | 3 | | | 1 | | 1 | 62 | 73 | 22 | 30% | 12 | 91.67% |
| 035007 Admin Office Tech | 29 | 3,432 | 258 | 17.20 | 26 | 3 | 29 | 19 | 7 | 1 | | | 1 | 1 | 29 | 38 | 9 | 24% | 4 | 100.00% | |
| 035030 Management | 162 | 20,874 | 1,482 | 98.80 | 100 | 62 | 162 | 95 | 52 | 6 | 1 | | | 4 | 4 | 162 | 161 | 62 | 39% | 24 | 100.00% |
| 035104 Computer Tech | 158 | 19,980 | 1,590 | 106.00 | 47 | 111 | 158 | 91 | 56 | 4 | | | 1 | 3 | 3 | 158 | 130 | 56 | 43% | 14 | 78.57% |
| 035208 Nursing (Adn) | 186 | 61,628 | 1,566 | 104.40 | 168 | 18 | 186 | 49 | 127 | 4 | | | 3 | 2 | 1 | 186 | 162 | 50 | 31% | 83 | 100.00% |
| 035307 Eng. Design Tech | 91 | 21,192 | 884 | 58.93 | 20 | 71 | 91 | 37 | 41 | 5 | | 2 | 1 | 2 | 3 | 91 | 59 | 0 | 0% | 11 | 100.00% |
| 035318 General Tech | 73 | 24,118 | 824 | 54.93 | 8 | 65 | 73 | 27 | 44 | | | | | 1 | 1 | 73 | 63 | 18 | 29% | 21 | 100.00% |
| 035408 Environ Eng. Tech | 22 | 3,426 | 177 | 11.80 | 7 | 15 | 22 | 4 | 13 | 1 | 1 | | | 2 | 1 | 22 | 31 | 8 | 26% | 8 | 100.00% |
| 035426 NRM | 39 | 7,972 | 426 | 28.40 | 14 | 25 | 39 | 5 | 33 | | | | | 1 | | 39 | 27 | 11 | 41% | 5 | 100.00% |
| 035501 Human Services | 129 | 20,786 | 1,123 | 74.87 | 121 | 8 | 129 | 90 | 26 | 1 | | | | 9 | 3 | 129 | 128 | 51 | 40% | 33 | 93.55% |
| 035505 CRJ | 92 | 11,484 | 906 | 60.40 | 52 | 40 | 92 | 51 | 32 | 5 | | | 1 | 1 | 2 | 92 | 96 | 29 | 30% | 16 | 93.75% |
| 035508 ECD | 103 | 13,736 | 924 | 61.60 | 101 | 2 | 103 | 64 | 37 | 1 | | | | | 1 | 103 | 122 | 38 | 31% | 16 | 75.00% |
| 035520 Paralegal | 39 | 5,928 | 393 | 26.20 | 34 | 5 | 39 | 20 | 14 | 2 | | | | 3 | | 39 | 41 | 15 | 37% | 1 | 0.00% |
| 045600 AA | 1,232 | 179,134 | 11,534 | 768.93 | 1002 | 230 | 1232 | 599 | 525 | 45 | 3 | | 5 | 20 | 35 | 1232 | 1,158 | 410 | 35% | 57 | 78.95% |
| 055600 AS | 277 | 46,970 | 2,819 | 187.93 | 173 | 104 | 277 | 92 | 160 | 14 | | | 2 | 6 | 3 | 277 | 207 | 78 | 38% | 20 | 90.00% |
| Associate Totals | 2,694 | 448,892 | 25,503 | 1,700 | 1919 | 775 | 2694 | 1275 | 1192 | 92 | 5 | 2 | 15 | 55 | 58 | 2694 | 2496 | 857 | 34% | 325 | 86.77% |
| Am. Indian HI or Pac | | | | | | | | | | | | | | | | | | | | | |
| Diplomas | No. Of Students | Contact Hours | Credit Hours | CR/15 F.T.E. | Ethnicity | | | | | | | | | | | | Enrolled 2016 | Enrolled 2017 | Retention Rate | 7/1/2016-6/30/2017 | Placement Rate |
| | | | | | Female | Male | Total | Black | White | Hispanic | AK Native | Islander | Asian | Unknown | 2 or More | Total | | | | | |
| 015041 Admin Support | 5 | 456 | 36 | 2.40 | 5 | | 5 | 3 | 2 | | | | | | | 5 | 5 | 0 | 0% | 4 | 100.00% |
| 015211 Surgical Tech | 21 | 10,864 | 279 | 18.60 | 19 | 2 | 21 | 7 | 12 | | | | | | | 19 | 19 | 1 | 5% | 16 | 93.75% |
| 015214 Medical Assisting | 12 | 6,096 | 156 | 10.40 | 12 | | 12 | 9 | 3 | | | | | | | 12 | 25 | 2 | 8% | 16 | 87.50% |
| 015508 ECD | 2 | 240 | 15 | 1.00 | 2 | | 2 | 1 | 1 | | | | | | | 2 | 5 | 1 | 20% | 12 | 75.00% |
| Diploma Totals | 40 | 17,656 | 486 | 32 | 38 | 2 | 40 | 20 | 18 | 0 | 0 | 0 | 0 | 0 | 0 | 38 | 54 | 4 | 7% | 48 | 89.06% |
| Am. Indian HI or Pac | | | | | | | | | | | | | | | | | | | | | |
| Certificates | No. Of Students | Contact Hours | Credit Hours | CR/15 F.T.E. | Ethnicity | | | | | | | | | | | | Enrolled 2016 | Enrolled 2017 | Retention Rate | 7/1/2016-6/30/2017 | Placement Rate |
| | | | | | Female | Male | Total | Black | White | Hispanic | AK Native | Islander | Asian | Unknown | 2 or More | Total | | | | | |
| 060649 Internetworking | 3 | 316 | 21 | 1.40 | 1 | 2 | 3 | 1 | 2 | | | | | | | 3 | 2 | 0 | 0% | 0 | 0.00% |
| 060799 General Education | 1 | 96 | 6 | 0.40 | 1 | | 1 | | 1 | | | | | | | 1 | | | | | |
| 060862 Infant & Toddler | 3 | 586 | 21 | 1.40 | 3 | | 3 | 1 | 2 | | | | | | | 3 | 2 | 1 | 50% | 1 | 100.00% |
| 060944 Water Operator | 4 | 384 | 24 | 1.60 | | 4 | 4 | 1 | 3 | | | | | | | 4 | 3 | 0 | 0% | 1 | 100.00% |
| 060945 Wastewater Opr | 5 | 432 | 27 | 1.80 | | 5 | 5 | 1 | 2 | 1 | | | | 1 | | 5 | 5 | 0 | 0% | 7 | 57.14% |
| 061023 Env Health Safety | 3 | 240 | 15 | 1.00 | 1 | 2 | 3 | 1 | 1 | | | | | 1 | | 3 | 1 | 0 | 0% | 5 | 60.00% |
| 061037 Gerontology | 4 | 264 | 30 | 2.00 | 4 | | 4 | 3 | 1 | | | | | | | 4 | 1 | 0 | 0% | 2 | 100.00% |
| 061043 Adv. CNC Program | 1 | 384 | 9 | 0.60 | | 1 | 1 | | 1 | | | | | | | 1 | | | | 4 | 100.00% |
| 070191 ECD | 6 | 570 | 48 | 3.20 | 6 | | 6 | 5 | 1 | | | | | | | 6 | 9 | 2 | 22% | 12 | 75.00% |

| Certificates | No. Of Students | Contact Hours | Credit Hours | CR/15 F.T.E. | Am. Indian HI or Pac | | | | | | | | | | | | Enrolled | | | 7/1/2016-6/30/2017 | Placement Rate | |
|--|-----------------|---------------|--------------|--------------|----------------------|------------|------------|------------|------------|-----------|-----------|----------|----------|----------|-----------|------------|---------------|---------------|----------------|--------------------|----------------|---------|
| | | | | | Female | Male | Total | Black | White | Hispanic | AK Native | Islander | Asian | Unknown | 2 or More | Total | Enrolled 2016 | Enrolled 2017 | Retention Rate | | | |
| 070808 Basic HVAC | 31 | 9,372 | 300 | 20.00 | 2 | 29 | 31 | 17 | 12 | | | | | 1 | 1 | | 31 | 28 | 6 | 21% | 8 | 100.00% |
| 070810 Welding | 63 | 26,336 | 767 | 51.13 | 3 | 60 | 63 | 28 | 31 | 3 | 1 | | | | | | 63 | 68 | 5 | 7% | 17 | 100.00% |
| 070816 Cmpt Specialist | 7 | 552 | 54 | 3.60 | 1 | 6 | 7 | 3 | 2 | | | | 1 | | 1 | | 7 | 4 | 1 | 25% | 15 | 85.71% |
| 070847 Account Specialist | 10 | 1,008 | 78 | 5.20 | 8 | 2 | 10 | 5 | 5 | | | | | | | | 10 | 6 | 1 | 17% | 9 | 100.00% |
| 070970 Advanced HVAC | | | | | | | 0 | | | | | | | | | | 0 | 3 | 0 | 0% | 7 | 100.00% |
| 071088 Med Record Coding | 24 | 3,504 | 219 | 14.60 | 22 | 2 | 24 | 13 | 10 | | | | | | 1 | | 24 | 29 | 3 | 10% | 4 | 100.00% |
| 071158 Automotive Tech | 19 | 3,200 | 175 | 11.67 | 3 | 16 | 19 | 13 | 3 | 2 | 1 | | | | | | 19 | 32 | 0 | 0% | 0 | 0.00% |
| 071159 Auto Diagnostic | 7 | 994 | 67 | 4.47 | | 7 | 7 | 3 | 3 | 1 | | | | | | | 7 | 1 | 0 | 0% | 7 | 100.00% |
| 071165 Basic Mechatronic | 31 | 8,120 | 331 | 22.07 | 1 | 30 | 31 | 10 | 18 | 1 | | | | | 2 | | 31 | 39 | 2 | 5% | 34 | 100.00% |
| 071166 Adv. Mechatronics | 3 | 1,200 | 30 | 2.00 | 1 | 2 | 3 | 1 | 2 | | | | | | | | 3 | 1 | 1 | 100% | 15 | 100.00% |
| 071168 Adv. Pipe Welding | 27 | 11,760 | 336 | 22.40 | 1 | 26 | 27 | 11 | 15 | 1 | | | | | | | 27 | 21 | 0 | 0% | 8 | 87.50% |
| 071180 Human Services | 7 | 784 | 46 | 3.07 | 6 | 1 | 7 | 6 | 1 | | | | | | | | 7 | 6 | 1 | 17% | 5 | 80.00% |
| 071181 Massage Therapy | | | | | | | 0 | | | | | | | | | | 0 | 22 | 0 | 0% | 17 | 94.12% |
| 071237 Basic Mach CNC Fund | 17 | 5,160 | 194 | 12.93 | 2 | 15 | 17 | 7 | 7 | 1 | | | 1 | 1 | | | 17 | 9 | 0 | 0% | 6 | 100.00% |
| 071238 Pharmacy Technician | 14 | 5,040 | 188 | 12.53 | 13 | 1 | 14 | 9 | 3 | 1 | | | | | | | 13 | 11 | 0 | 0% | 10 | 100.00% |
| 071291 Cert Nursing Assist | 1 | 112 | 7 | 0.47 | 1 | | 1 | | | | | | | | 1 | | 1 | 26 | 0 | 0% | 15 | 93.33% |
| 071327 Medical Office Administrative Assistant | 26 | 2,776 | 196 | 13.07 | 26 | | 26 | 18 | 8 | | | | | | | | 26 | 20 | 3 | 15% | | |
| 071328 Cybersecurity | 3 | 336 | 30 | 2.00 | 1 | 2 | 3 | | 2 | | | | | 1 | | | 3 | 5 | 0 | 0% | | |
| 071349 Patient Care Technician | 22 | 5,904 | 205 | 13.67 | 21 | 1 | 22 | 10 | 10 | 1 | | | | | 1 | | 22 | | | | | |
| 071352 Web Development | 2 | 216 | 18 | 1.20 | 2 | | 2 | | 2 | | | | | | | | 2 | | | | | |
| Certificate Totals | 344 | 89,646 | 3,442 | 229 | 130 | 214 | 344 | 167 | 148 | 12 | 3 | 0 | 3 | 9 | 1 | 343 | 354 | 26 | 7% | 209 | 84.70% | |

| Major | No. Of Students | Contact Hours | Credit Hours | CR/15 F.T.E. | Am. Indian HI or Pac | | | | | | | | | | | | Enrolled | | | 7/1/2016-6/30/2017 | Placement Rate |
|--|-----------------|----------------|---------------|--------------|----------------------|-------------|-------------|-------------|-------------|------------|-----------|----------|-----------|-----------|-----------|-------------|---------------|---------------|----------------|--------------------|----------------|
| | | | | | Female | Male | Total | Black | White | Hispanic | AK Native | Islander | Asian | Unknown | 2 or More | Total | Enrolled 2016 | Enrolled 2017 | Retention Rate | | |
| 006100 CAREER DEVELOPMENT | 642 | 72,874 | 4,484 | 298.93 | 409 | 233 | 642 | 218 | 394 | 16 | 1 | | 8 | 2 | 3 | 642 | 659 | 138 | 21% | | |
| 003995 Central Carolina Technical College Total: | 3,720 | 629,068 | 33,915 | 2,261 | 2496 | 1224 | 3720 | 1680 | 1752 | 120 | 9 | 2 | 26 | 66 | 62 | 3717 | 3563 | 1025 | 29% | 582 | 87% |

EDSS ST 115 Fall to Fall Retention
EDSS ST 105 2017 Fall Open Enrollment
EDSS ST 101Q 2017 Fall Open Enrollment
2018 Program Evaluation In-House Status Report

**Central Carolina Technical College
2017 Fall Open Enrollment by Program, Gender & Age**

Female Enrollment by Age

Male Enrollment by Age

| Associate Degrees | No. Of Students | Female Enrollment by Age | | | | | | | | | | | Male Enrollment by Age | | | | | | | | | | | |
|--------------------------------|-----------------|--------------------------|------------|------------|------------|------------|------------|------------|------------|------------|-----------|-----------|------------------------|------------|------------|------------|-----------|-----------|-----------|-----------|-----------|-----------|----------|--|
| | | Female Enrolled | 17 & Under | 18-19 | 20-21 | 22-24 | 25-29 | 30-34 | 35-39 | 40-49 | 50-64 | 65+ | Male Enrolled | 17 & Under | 18-19 | 20-21 | 22-24 | 25-29 | 30-34 | 35-39 | 40-49 | 50-64 | 65+ | |
| 035002 Accounting | 62 | 46 | | 6 | 3 | 9 | 8 | 4 | 2 | 10 | 4 | | 16 | | 1 | 3 | 6 | 3 | 1 | 2 | 1 | 1 | | |
| 035007 Admin Office Tech | 26 | 23 | | 2 | 1 | 3 | 6 | 2 | 2 | 6 | 4 | | 3 | | 2 | | | 1 | | | | | | |
| 035030 Management | 101 | 64 | 1 | 17 | 13 | 12 | 9 | 16 | 5 | 17 | 9 | 1 | 37 | | 21 | 10 | 6 | 10 | 3 | 3 | 6 | 3 | | |
| 035104 Computer Tech | 158 | 47 | | 13 | 9 | 6 | 9 | 4 | 5 | 1 | | | 111 | 1 | 32 | 22 | 17 | 15 | 11 | 5 | 7 | 1 | | |
| 035208 Nursing (Adn) | 208 | 174 | | 9 | 28 | 34 | 47 | 25 | 19 | 8 | 4 | | 34 | | 6 | 8 | 4 | 3 | 3 | 3 | 6 | 1 | | |
| 035307 Eng. Design Tech | 69 | 14 | | | 3 | 1 | 3 | 1 | 1 | 4 | 1 | | 55 | 1 | 16 | 8 | 9 | 3 | 4 | 4 | 5 | 4 | 1 | |
| 035318 General Tech | 73 | 8 | | 2 | 1 | 2 | 1 | 2 | | | | | 65 | | 16 | 14 | 8 | 11 | 8 | 4 | 2 | 2 | | |
| 035408 Environ Eng. Tech | 22 | 7 | | 1 | | | | 1 | 4 | 1 | | | 15 | | 1 | 1 | 2 | 4 | 1 | 4 | 1 | 1 | | |
| 035426 NRM | 39 | 14 | | 4 | | 3 | 3 | | 1 | 1 | 1 | 1 | 25 | 1 | 11 | 6 | 1 | 2 | 2 | 1 | | 1 | | |
| 035501 Human Services | 129 | 121 | 1 | 13 | 11 | 12 | 13 | 13 | 14 | 22 | 17 | 5 | 8 | | 1 | | 1 | 1 | 1 | 1 | 2 | 1 | | |
| 035505 CRJ | 92 | 52 | | 15 | 10 | 12 | 5 | 5 | 4 | 1 | | | 40 | | 18 | 12 | 4 | 1 | 1 | 1 | 2 | 1 | | |
| 035508 ECD | 103 | 101 | | 22 | 19 | 18 | 15 | 7 | 4 | 12 | 3 | 1 | 2 | | | | 1 | | | | | | | |
| 035520 Paralegal | 39 | 34 | 1 | 5 | 5 | 5 | 8 | 4 | | 1 | 4 | 1 | 5 | | 1 | 2 | 1 | 1 | | | | | | |
| 045600 AA | 1,232 | 1,002 | 14 | 284 | 167 | 132 | 158 | 75 | 70 | 68 | 31 | 3 | 230 | | 97 | 44 | 25 | 34 | 6 | 10 | 11 | 3 | | |
| 055600 AS | 277 | 173 | 3 | 62 | 29 | 30 | 26 | 9 | 6 | 6 | 2 | | 104 | 2 | 47 | 27 | 11 | 9 | 4 | 1 | 3 | | | |
| Associate Degree Total: | 2,630 | 1,880 | 20 | 455 | 299 | 279 | 311 | 168 | 137 | 158 | 80 | 12 | 750 | 5 | 270 | 157 | 96 | 98 | 46 | 39 | 46 | 19 | 1 | |
| Diplomas | No. Of Students | Female Enrolled | 17 & Under | 18-19 | 20-21 | 22-24 | 25-29 | 30-34 | 35-39 | 40-49 | 50-64 | 65+ | Male Enrolled | 17 & Under | 18-19 | 20-21 | 22-24 | 25-29 | 30-34 | 35-39 | 40-49 | 50-64 | 65+ | |
| 015041 Admin Support | 5 | 5 | | | | 1 | | | 2 | 1 | 1 | | | | | | | | | | | | | |
| 015211 Surgical Tech | 21 | 19 | | 1 | 2 | 6 | 7 | | 2 | 1 | | | 2 | | | 1 | | 1 | | | | | | |
| 015214 Medical Assisting | 12 | 12 | | | 2 | 1 | 5 | 1 | 2 | 1 | | | | | | | | | | | | | | |
| 015508 ECD | 2 | 2 | | | 1 | | 1 | | | | | | | | | | | | | | | | | |
| Diploma Degree Total: | 40 | 38 | | 1 | 5 | 8 | 13 | 1 | 6 | 3 | | | 2 | 0 | 0 | 1 | 0 | 1 | 0 | 0 | 0 | 0 | 0 | |
| Certificates | No. Of Students | Female Enrolled | 17 & Under | 18-19 | 20-21 | 22-24 | 25-29 | 30-34 | 35-39 | 40-49 | 50-64 | 65+ | Male Enrolled | 17 & Under | 18-19 | 20-21 | 22-24 | 25-29 | 30-34 | 35-39 | 40-49 | 50-64 | 65+ | |
| 060649 Internetworking | 3 | 1 | | | | | | 1 | | | | | 2 | | | | | | | | | 1 | 1 | |
| 060862 Infant & Toddler | 3 | 3 | | | 1 | 1 | | | | | | 1 | | | | | | | | | | | | |
| XXXXXX General Education | 1 | 1 | | | 1 | | | | | | | | | | | | | | | | | | | |
| 060944 Water Operator | 4 | | | | | | | | | | | | 4 | | | | | 1 | 1 | 1 | 1 | | | |
| 060945 Wastewater Opr | 5 | | | | | | | | | | | | 5 | | 1 | | 1 | | | 1 | | | 2 | |
| 061023 Env Health Safety | 3 | 1 | | | | | | | | 1 | | | 2 | | | | | | | | | | 2 | |
| 061037 Gerontology | 4 | 4 | | | 1 | | 1 | | | | | 2 | | | | | | | | | | | | |
| 061043 Adv. CNC Program | 1 | | | | | | | | | | | | 1 | | | | | 1 | | | | | | |
| 070096 Ind Maintenance | | | | | | | | | | | | | | | | | | | | | | | | |
| 070191 ECD | 6 | 6 | | 1 | | 1 | 1 | 1 | 1 | | | 1 | | | | | | | | | | | | |
| 070261 Info Processing | | | | | | | | | | | | | | | | | | | | | | | | |
| 070630 Health Science Prep | | | | | | | | | | | | | | | | | | | | | | | | |
| 070808 Basic HVAC | 31 | 2 | | | | 1 | | | | 1 | | | 29 | | 4 | 6 | 2 | 3 | | 3 | 8 | 3 | | |
| 070810 Welding | 63 | 3 | | 1 | | | 1 | 1 | | | | | 60 | 1 | 23 | 14 | 8 | 8 | 1 | 2 | 3 | | | |
| 070816 Cmpt Specialist | 7 | 1 | | | | | | | 1 | | | | 6 | | 2 | 1 | | 1 | | 1 | 1 | | | |
| 070847 Account Specialist | 10 | 8 | | | | 2 | 1 | 2 | | 2 | 1 | | 2 | | | | | 1 | 1 | | | | | |
| 070970 Advanced HVAC | | | | | | | | | | | | | | | | | | | | | | | | |
| 071073 Interdisciplinary Stds | | | | | | | | | | | | | | | | | | | | | | | | |
| 071088 Med Record Coding | 24 | 22 | | | 1 | 1 | 4 | 2 | 6 | 6 | 2 | | 2 | | | | | | | | 1 | 1 | | |
| 071158 Automotive Tech | 19 | 3 | | 1 | 1 | 1 | | | | | | | 16 | | 8 | 3 | 3 | | 1 | | | | 1 | |
| 071159 Auto Diagnostic | 7 | | | | | | | | | | | | 7 | | 3 | 1 | | 1 | | | 1 | 1 | | |
| 071165 Basic Mechatronic | 31 | 1 | | | | | | 1 | | | | | 30 | | 16 | 3 | 2 | 4 | 2 | | 1 | 2 | | |

| | No. Of | Female | 17 & | 18-19 | 20-21 | 22-24 | 25-29 | 30-34 | 35-39 | 40-49 | 50-64 | 65+ | Male | 17 & | 18-19 | 20-21 | 22-24 | 25-29 | 30-34 | 35-39 | 40-49 | 50-64 | 65+ |
|---|------------|------------|-------|----------|-----------|-----------|-----------|-----------|-----------|-----------|-----------|----------|------------|----------|-----------|-----------|-----------|-----------|-----------|-----------|-----------|-----------|----------|
| Certificates | Students | Enrolled | Under | | | | | | | | | | Enrolled | Under | | | | | | | | | |
| 071166 Adv. Mechatronics | 3 | 1 | | 1 | | | | | | | | | 2 | | | 1 | | 1 | | | | | |
| 071168 Adv. Pipe Welding | 27 | 1 | | | 1 | | | | | | | | 26 | | 6 | 9 | 3 | 4 | 2 | | 2 | | |
| 071180 Human Services | 6 | 5 | | | | 1 | 1 | | | 1 | 2 | | 1 | | | 1 | | | | | | | |
| 071181 Massage Therapy | | | | | | | | | | | | | | | | | | | | | | | |
| 071237 Basic Mach CNC Fund | 18 | 3 | | 1 | | | 1 | | | | 1 | | 15 | | 3 | 2 | 1 | 2 | 2 | 3 | 2 | | |
| 071238 Pharmacy Technician | 14 | 13 | | | 2 | 7 | 2 | 1 | 1 | | | | 1 | | | | 1 | | | | | | |
| 071290 Cardiac Care | | | | | | | | | | | | | | | | | | | | | | | |
| 071291 Cert Nursing Assist | 1 | | | | | | | | 1 | | | | | | | | | | | | | | |
| 071292 Phlebotomy | | | | | | | | | | | | | | | | | | | | | | | |
| 071327 Medical Office | 26 | 26 | | 2 | 4 | 2 | 5 | 2 | 5 | 3 | 2 | 1 | | | | | | | | | | | |
| 071328 Cybersecurity | 3 | 1 | | | | | 1 | | | | | | 2 | | 1 | | | | 1 | | | | |
| Certificate Program Total: | 320 | 106 | | 7 | 12 | 17 | 18 | 11 | 15 | 14 | 10 | 3 | 213 | 1 | 67 | 41 | 21 | 27 | 11 | 12 | 21 | 12 | 0 |
| | No. Of | Female | 17 & | 18-19 | 20-21 | 22-24 | 25-29 | 30-34 | 35-39 | 40-49 | 50-64 | 65+ | Male | 17 & | 18-19 | 20-21 | 22-24 | 25-29 | 30-34 | 35-39 | 40-49 | 50-64 | 65+ |
| Major | Students | Enrolled | Under | | | | | | | | | | Enrolled | Under | | | | | | | | | |
| 006100 CAREER DEV | 642 | 409 | 336 | 43 | 3 | 7 | 4 | 1 | 2 | 5 | 5 | 3 | 233 | 185 | 25 | | 3 | 4 | 3 | 1 | 6 | 2 | 4 |
| 003995 Central Carolina Technical College Total: | 3,632 | 2,433 | 356 | 506 | 319 | 311 | 346 | 181 | 160 | 180 | 95 | 18 | 1,198 | 191 | 362 | 199 | 120 | 130 | 60 | 52 | 73 | 33 | 5 |

EDSS ST 115 Fall to Fall Retention
EDSS ST 105 2017 Fall Open Enrollment
EDSS ST 101Q 2017 Fall Open Enrollment
2017 Program Evaluation In-House Status Report

**Central Carolina Technical College
2017 Fall Open Enrollment by Program, Gender & Ethnicity**

Female Enrollment by Age

Male Enrollment by Age

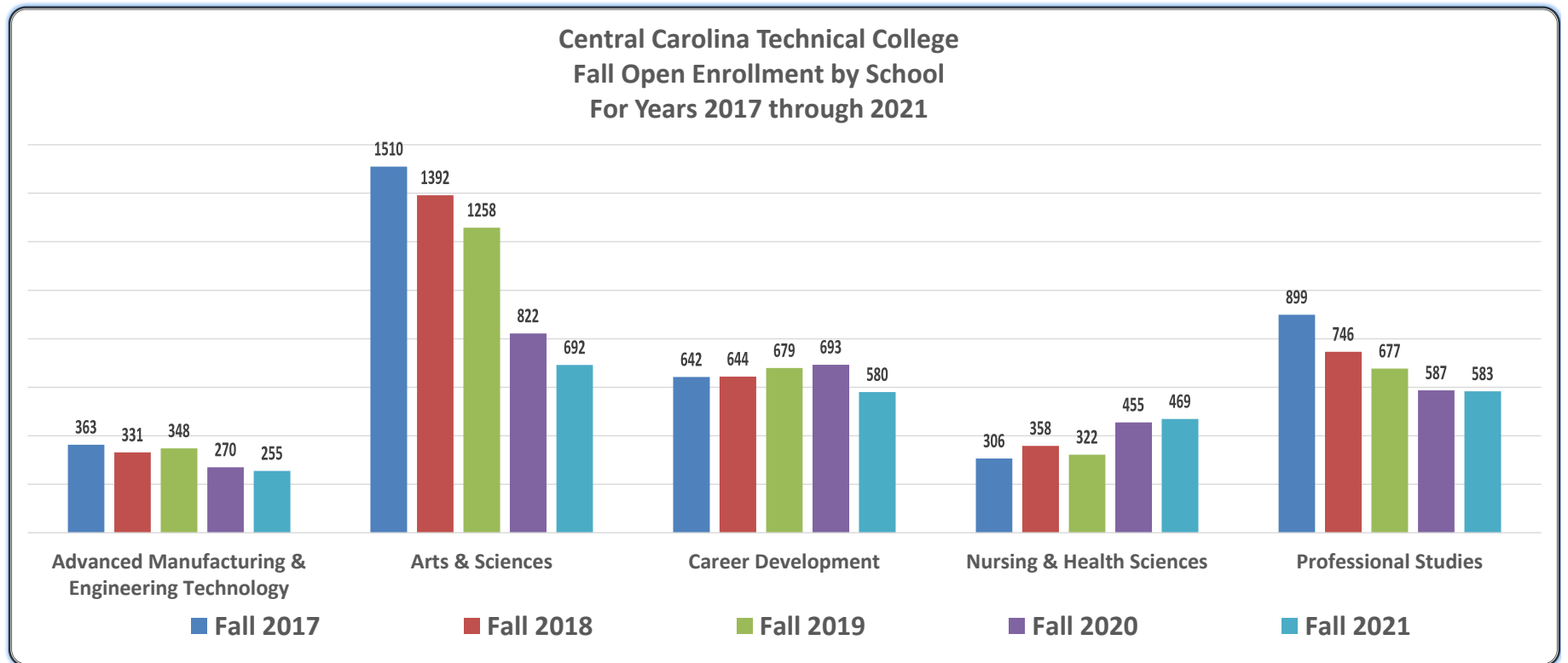
| Associate Degrees | No. Of Students | Female Enrolled | Female Enrollment by Age | | | | | | | | | | Male Enrollment by Age | | | | | | | | | |
|--------------------------------|-----------------|-----------------|--------------------------|--------------------------|-----------|-------------------|---------------------------|------------|----------|-----------|-----------------|---------------|------------------------|--------------------------|----------|-------------------|---------------------------|----------|------------|----------|-----------------|-----------|
| | | | Hispanic/Latino | Am. Indian/Alaska Native | Asian | Black or Afr. Am. | Hawaiian/Pacific Islander | White | Alien | Unkn | 2 or More Races | Male Enrolled | Hispanic/Latino | Am. Indian/Alaska Native | Asian | Black or Afr. Am. | Hawaiian/Pacific Islander | White | Alien | Unkn | 2 or More Races | |
| 035002 Accounting | 62 | 46 | 2 | | 1 | 22 | | 20 | | | | 1 | 16 | 1 | | | 10 | | 5 | | | |
| 035007 Admin Office Tech | 29 | 26 | 1 | | | 17 | | 7 | | | 1 | | 3 | | | | | | | | | |
| 035030 Management | 162 | 100 | 5 | | | 62 | | 27 | | | 3 | 3 | 62 | 1 | 1 | | 33 | | 25 | | 1 | 1 |
| 035104 Computer Tech | 158 | 47 | | | 1 | 32 | | 14 | | | | | 111 | 4 | | | 59 | | 42 | | 3 | 3 |
| 035208 Nursing (Adn) | 186 | 168 | 4 | | 3 | 42 | | 117 | | | 1 | 1 | 18 | | | | 7 | | 10 | | 1 | |
| 035303 Eng. Graphics Tech | | | | | | | | | | | | | | | | | | | | | | |
| 035318 General Tech | 73 | 8 | | | | 4 | | 4 | | | | | 65 | | | | 23 | | 40 | | 1 | 1 |
| 035408 Environ Eng. Tech | 22 | 7 | 1 | 1 | | | | 5 | | | | | 15 | | | | 4 | | 8 | | 2 | 1 |
| 035426 NRM | 39 | 14 | | | | 2 | | 12 | | | | | 25 | | | | 3 | | 21 | | 1 | |
| 035501 Human Services | 129 | 121 | | | | 85 | | 24 | | | 9 | 3 | 8 | 1 | | | 5 | | 2 | | | |
| 035505 CRJ | 92 | 52 | 1 | | 1 | 31 | | 17 | | | 1 | 1 | 40 | 4 | | | 20 | | 15 | | | 1 |
| 035508 ECD | 103 | 101 | 1 | | | 64 | | 35 | | | | 1 | 2 | | | | | | 2 | | | |
| 035520 Paralegal | 39 | 34 | 1 | | | 18 | | 12 | | | 3 | | 5 | 1 | | | 2 | | 2 | | | |
| 045600 AA | 1,232 | 1,002 | 39 | 2 | 5 | 496 | | 418 | | | 14 | 28 | 230 | 6 | 1 | | 103 | | 107 | | 6 | 7 |
| 055600 AS | 277 | 173 | 8 | | 1 | 65 | | 91 | | | 6 | 2 | 104 | 6 | | 1 | 27 | | 69 | | | 1 |
| Associate Degree Total: | 2603 | 1899 | 63 | 3 | 12 | 940 | 0 | 803 | 0 | 38 | 40 | | 704 | 24 | 2 | 1 | 296 | 0 | 348 | 0 | 15 | 15 |
| Diplomas | No. Of Students | Female Enrolled | Female Enrollment by Age | | | | | | | | | | Male Enrollment by Age | | | | | | | | | |
| 015041 Admin Support | 5 | 5 | | | | 3 | | 2 | | | | | | | | | | | | | | |
| 015211 Surgical Tech | 21 | 19 | | | | 7 | | 12 | | | | | 2 | | | | | | 2 | | | |
| 015214 Medical Assisting | 12 | 12 | | | | 9 | | 3 | | | | | | | | | | | | | | |
| 015508 ECD | 2 | 2 | | | | 1 | | 1 | | | | | | | | | | | | | | |
| Diploma Degree Total: | 40 | 38 | | | | 20 | | 18 | | | | | 2 | 0 | 0 | 0 | 0 | 0 | 2 | 0 | 0 | 0 |
| Certificates | No. Of Students | Female Enrolled | Female Enrollment by Age | | | | | | | | | | Male Enrollment by Age | | | | | | | | | |
| 060649 Internetworking | 3 | 1 | | | | | | 1 | | | | | 2 | | | | 1 | | 1 | | | |
| 060862 Infant & Toddler | 3 | 3 | | | | | 1 | 2 | | | | | | | | | | | | | | |
| 060886 College Studies | | | | | | | | | | | | | | | | | | | | | | |
| 060944 Water Operator | 4 | | | | | | | | | | | | 4 | | | | 1 | | 3 | | | |
| 060945 Wastewater Opr | 5 | | | | | | | | | | | | 5 | 1 | | | 1 | | 2 | | 1 | |
| 061023 Env Health Safety | 3 | 1 | | | | | | | | | 1 | | 2 | | | | 1 | | 1 | | | |
| 061037 Gerontology | 4 | 4 | | | | | 3 | 1 | | | | | | | | | | | | | | |
| 061043 Adv. CNC Program | 1 | | | | | | | | | | | | 1 | | | | | | 1 | | | |
| 070096 Ind Maintenance | | | | | | | | | | | | | | | | | | | | | | |
| 070191 ECD | 6 | 6 | | | | | 5 | 1 | | | | | | | | | | | | | | |
| 070261 Info Processing | | | | | | | | | | | | | | | | | | | | | | |

| Certificates | No. Of Students | Female Enrolled | Hispanic/Latino | Am. Indian/Alaska Native | Asian | Black or Afr. Am. | Hawaiian/Pacific Islander | White | Alien | Unkn | 2 or More Races | Male Enrolled | Hispanic/Latino | Am. Indian/Alaska Native | Asian | Black or Afr. Am. | Hawaiian/Pacific Islander | White | Alien | Unkn | 2 or More Races | |
|--|-----------------|-----------------|-----------------|--------------------------|-------|-------------------|---------------------------|-----------|-------|----------|-----------------|---------------|-----------------|--------------------------|----------|-------------------|---------------------------|-----------|----------|----------|-----------------|----|
| 070630 Health Science Prep | | | | | | | | | | | | | | | | | | | | | | |
| 070808 Basic HVAC | 31 | 2 | | | | 1 | | 1 | | | | 29 | | | 1 | 16 | | 11 | | | 1 | |
| 070810 Welding | 63 | 3 | | | | 1 | | 2 | | | | 60 | 3 | 1 | | 27 | | 29 | | | | |
| 070816 Cmpt Specialist | 7 | 1 | | | | | | 1 | | | | 6 | | | 1 | 3 | | 1 | | | | 1 |
| 070847 Account Specialist | 10 | 8 | | | | | | 4 | | | | 2 | | | | 1 | | 1 | | | | |
| 070970 Advanced HVAC | | | | | | | | | | | | | | | | | | | | | | |
| 071073 Interdisciplinary Stds | | | | | | | | | | | | | | | | | | | | | | |
| 071088 Med Record Coding | 24 | 22 | | | | | | 11 | | 1 | | 2 | | | | 2 | | | | | | |
| 071158 Automotive Tech | 19 | 3 | | | | | | 2 | | | | 16 | 2 | 1 | | 11 | | 2 | | | | |
| 071159 Auto Diagnostic | 7 | | | | | | | | | | | 7 | 1 | | | 3 | | 3 | | | | |
| 071165 Basic Mechatronic | 31 | 1 | | | | | | | | 1 | | 30 | 1 | | | 10 | | 18 | | | 1 | |
| 071168 Adv. Pipe Welding | 27 | 1 | | | | | | 1 | | | | 26 | 1 | | | 10 | | 15 | | | | |
| 071180 Human Services | 7 | 6 | | | | | | 6 | | | | 1 | | | | | | 1 | | | | |
| 071181 Massage Therapy | | | | | | | | | | | | | | | | | | | | | | |
| 071237 Basic Mach CNC Fund | 17 | 2 | 1 | | | | | 1 | | | | 15 | | | 1 | 6 | | 7 | | | 1 | |
| 071238 Pharmacy Technician | 14 | 13 | 1 | | | | | 9 | | | | 1 | | | | 1 | | | | | | |
| 071290 Cardiac Care | | | | | | | | | | | | | | | | | | | | | | |
| 071291 Cert Nursing Assist | 1 | 1 | | | | | | | | 1 | | | | | | | | | | | | |
| 071292 Phlebotomy | | | | | | | | | | | | | | | | | | | | | | |
| 071327 Medical Office | 26 | 26 | | | | | | 18 | | | | | | | | | | | | | | |
| 071328 Cybersecurity | 3 | 1 | | 1 | | | | | | | | 2 | | | | | | 2 | | | | |
| Certificate Program Total: | 316 | 105 | 2 | 1 | | 63 | | 35 | | 4 | | 211 | 9 | 2 | 3 | 94 | 0 | 98 | 0 | 4 | 1 | |
| Major | No. Of Students | Female Enrolled | Hispanic/Latino | Indian/Alaska Native | Asian | Black or Afr. Am. | Hawaiian/Pacific Islander | White | Alien | Unkn | 2 or More Races | Male Enrolled | Hispanic/Latino | Indian/Alaska Native | Asian | Black or Afr. Am. | Hawaiian/Pacific Islander | White | Alien | Unkn | 2 or More Races | |
| 006100 CAREER DEV | 642 | 409 | 11 | 1 | 4 | 146 | | 244 | | | 3 | 233 | 5 | | 4 | 72 | | 150 | | | | 2 |
| 003995 Central Carolina Technical College Total: | 3,601 | 2,451 | 76 | 5 | 16 | 1,169 | | 1,100 | | 42 | 43 | 1,150 | 38 | 4 | 8 | 462 | | 598 | | | 19 | 18 |

EDSS ST 115 Fall to Fall Retention
EDSS ST 105 2017 Fall Open Enrollment
EDSS ST 101Q 2017 Fall Open Enrollment
2018 Program Evaluation In-House Status Report

**Central Carolina Technical College
Fall Open Enrollment by School
For Years 2017 through 2021**

| School | Fall 2017 | Fall 2018 | Fall 2019 | Fall 2020 | Fall 2021 |
|---|-------------|-------------|-------------|-------------|-------------|
| Advanced Manufacturing & Engineering Technology | 363 | 331 | 348 | 270 | 255 |
| Arts & Sciences | 1510 | 1392 | 1258 | 822 | 692 |
| Career Development | 642 | 644 | 679 | 693 | 580 |
| Nursing & Health Sciences | 306 | 358 | 322 | 455 | 469 |
| Professional Studies | 899 | 746 | 677 | 587 | 583 |
| Workforce Development | 0 | 79 | 77 | 58 | 61 |
| Total Enrollment | 3720 | 3550 | 3361 | 2885 | 2640 |



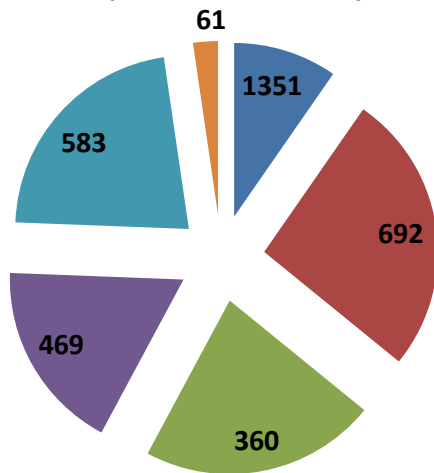
Central Carolina Technical College

Enrollment by School

Fall 2021 Percentage

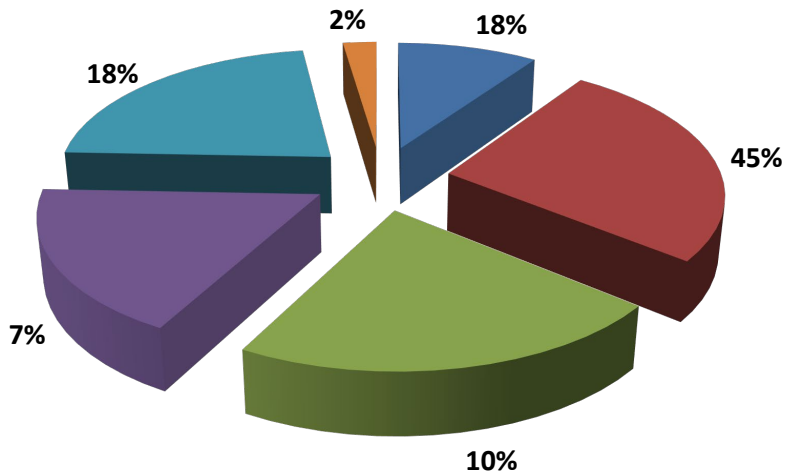
| | | |
|---|-------------|-------------|
| Advanced Manufacturing & Engineering Technology | 255 | 10% |
| Arts & Sciences | 692 | 26% |
| Career Development | 580 | 22% |
| Nursing & Health Sciences | 469 | 18% |
| Professional Studies | 583 | 22% |
| Workforce Development | 61 | 2% |
| Total Enrollment | 2640 | 100% |

**Central Carolina Technical College
2021 Fall Open Enrollment by School**



- Advanced Manufacturing & Engineering Technology
- Arts & Sciences
- Career Development
- Nursing & Health Sciences
- Professional Studies
- Workforce Development

**Central Carolina Technical College
2021 Fall Open Enrollment by School %**



- Advanced Manufacturing & Engineering Technology
- Arts & Sciences
- Career Development
- Nursing & Health Sciences
- Professional Studies
- Workforce Development

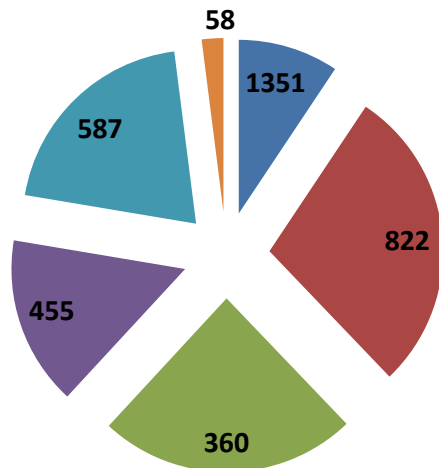
Central Carolina Technical College

Enrollment by School

Fall 2020 Percentage

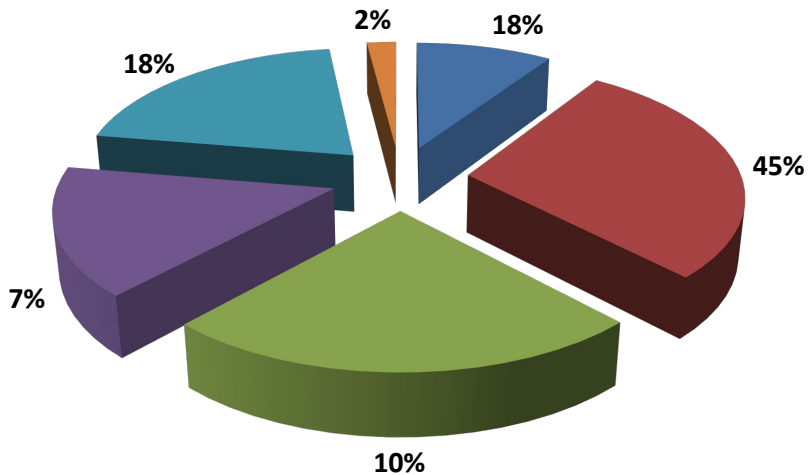
| | | |
|---|-------------|-------------|
| Advanced Manufacturing & Engineering Technology | 270 | 9% |
| Arts & Sciences | 822 | 28% |
| Career Development | 693 | 24% |
| Nursing & Health Sciences | 455 | 16% |
| Professional Studies | 587 | 20% |
| Workforce Development | 58 | 2% |
| Total Enrollment | 2885 | 100% |

**Central Carolina Technical College
2020 Fall Open Enrollment by School**



- Advanced Manufacturing & Engineering Technology
- Arts & Sciences
- Career Development
- Nursing & Health Sciences
- Professional Studies
- Workforce Development

**Central Carolina Technical College
2020 Fall Open Enrollment by School %**



- Advanced Manufacturing & Engineering Technology
- Arts & Sciences
- Career Development
- Nursing & Health Sciences
- Professional Studies
- Workforce Development

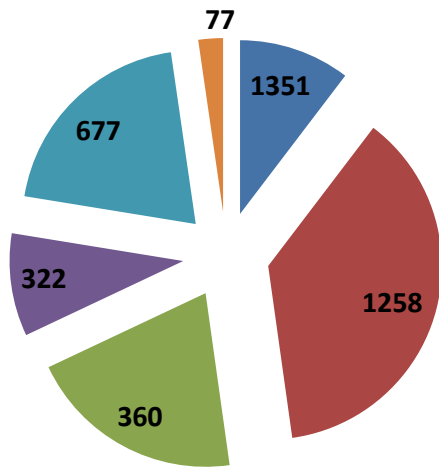
Central Carolina Technical College

Enrollment by School

Fall 2019 Percentage

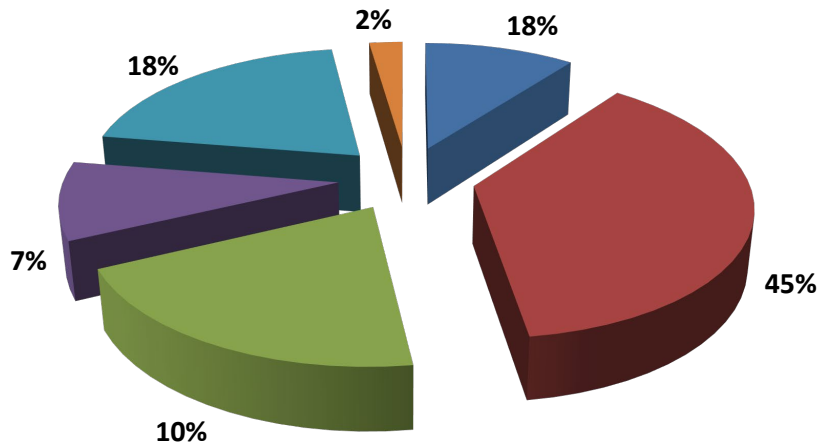
| | | |
|---|-------------|-------------|
| Advanced Manufacturing & Engineering Technology | 348 | 10% |
| Arts & Sciences | 1258 | 37% |
| Career Development | 679 | 20% |
| Nursing & Health Sciences | 322 | 10% |
| Professional Studies | 677 | 20% |
| Workforce Development | 77 | 2% |
| Total Enrollment | 3361 | 100% |

**Central Carolina Technical College
2019 Fall Open Enrollment by School**



- Advanced Manufacturing & Engineering Technology
- Arts & Sciences
- Career Development
- Nursing & Health Sciences
- Professional Studies
- Workforce Development

**Central Carolina Technical College
2019 Fall Open Enrollment by School %**

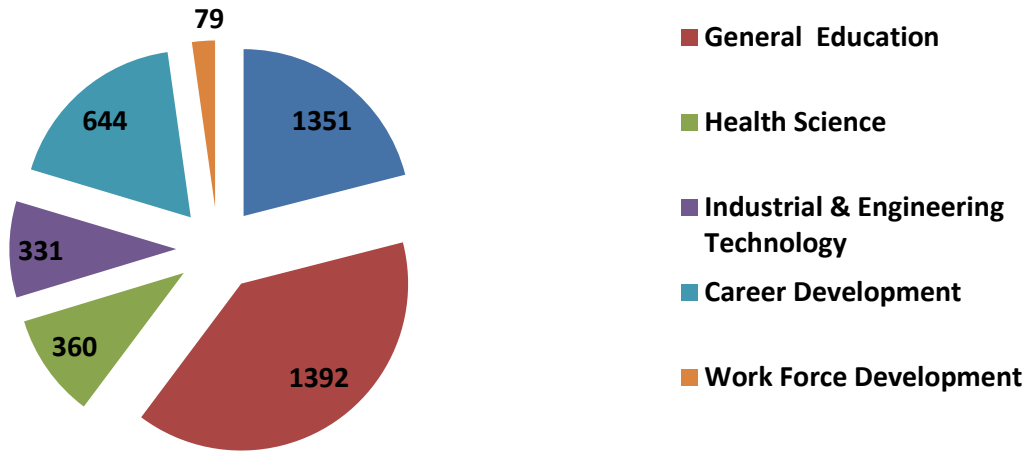


- Advanced Manufacturing & Engineering Technology
- Arts & Sciences
- Career Development
- Nursing & Health Sciences
- Professional Studies
- Workforce Development

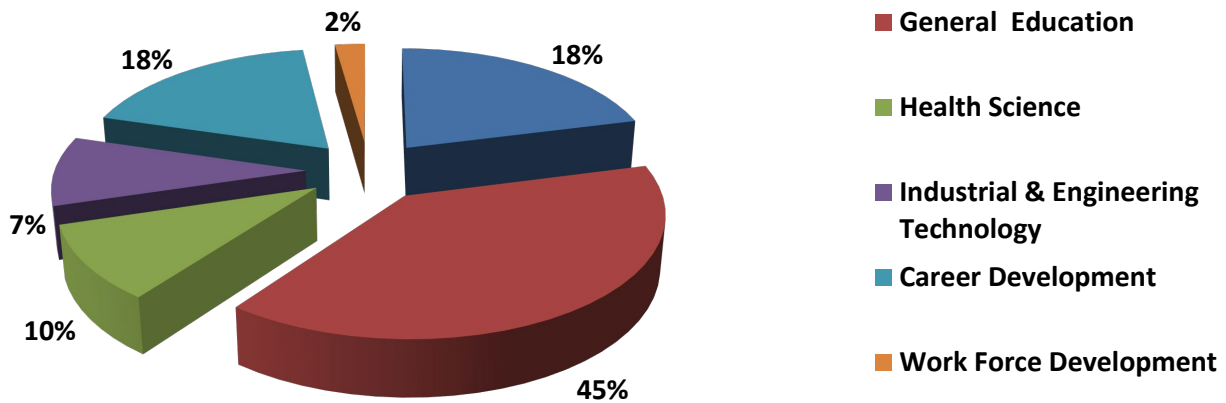
Central Carolina Technical College

| Enrollment by School | Fall 2018 | Percentage |
|-------------------------------------|-------------|-------------|
| Business & Public Service | 746 | 21% |
| General Education | 1392 | 39% |
| Health Science | 358 | 10% |
| Industrial & Engineering Technology | 331 | 9% |
| Career Development | 644 | 18% |
| Work Force Development | 79 | 2% |
| Total Enrollment | 3550 | 100% |

**Central Carolina Technical College
2018 Fall Open Enrollment by School**



**Central Carolina Technical College 2018
Fall Open Enrollment by School %**

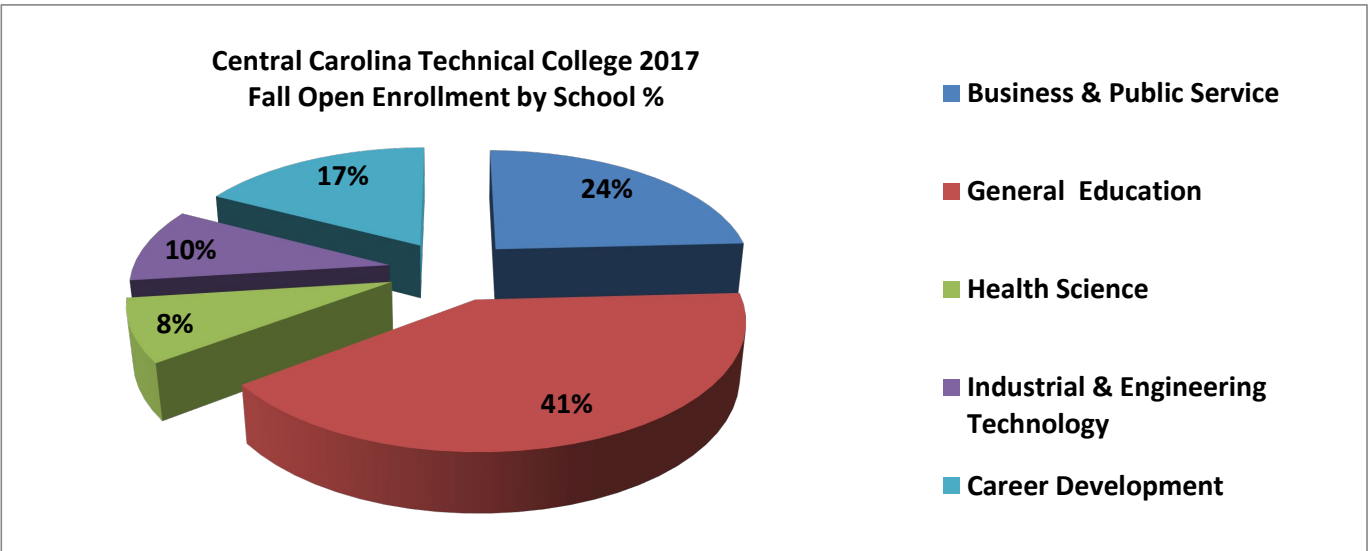
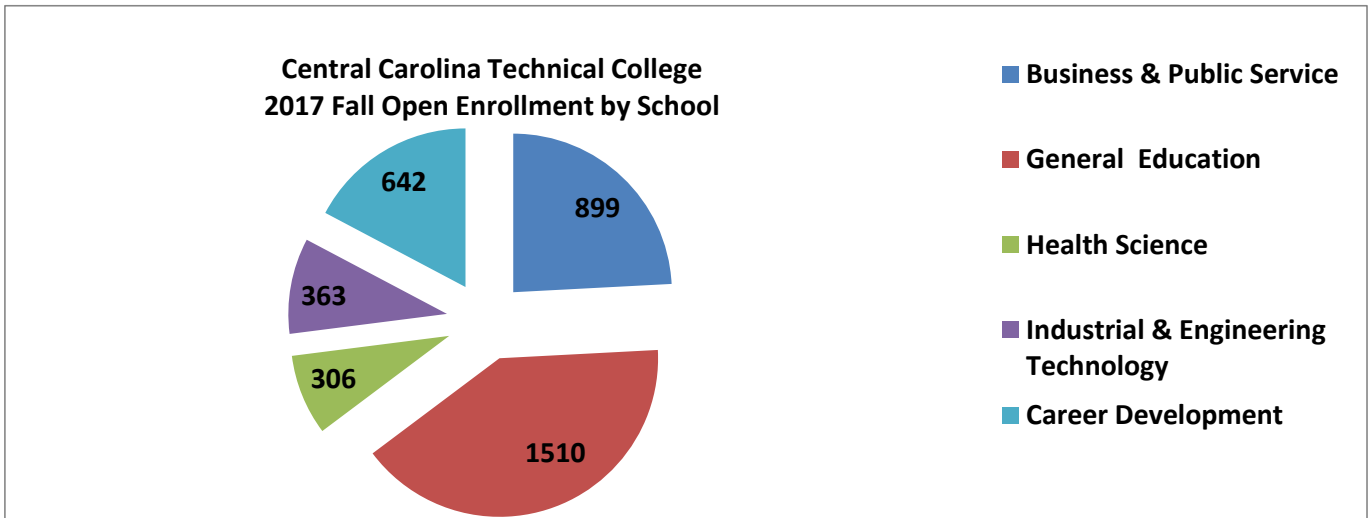


Central Carolina Technical College

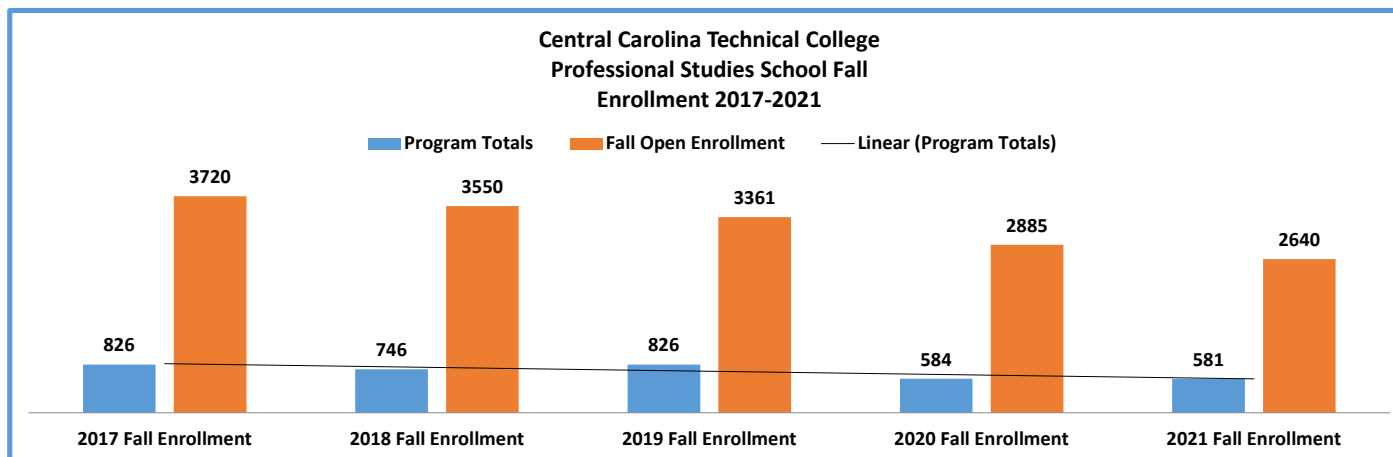
Enrollment by School

Fall 2017 Percentage

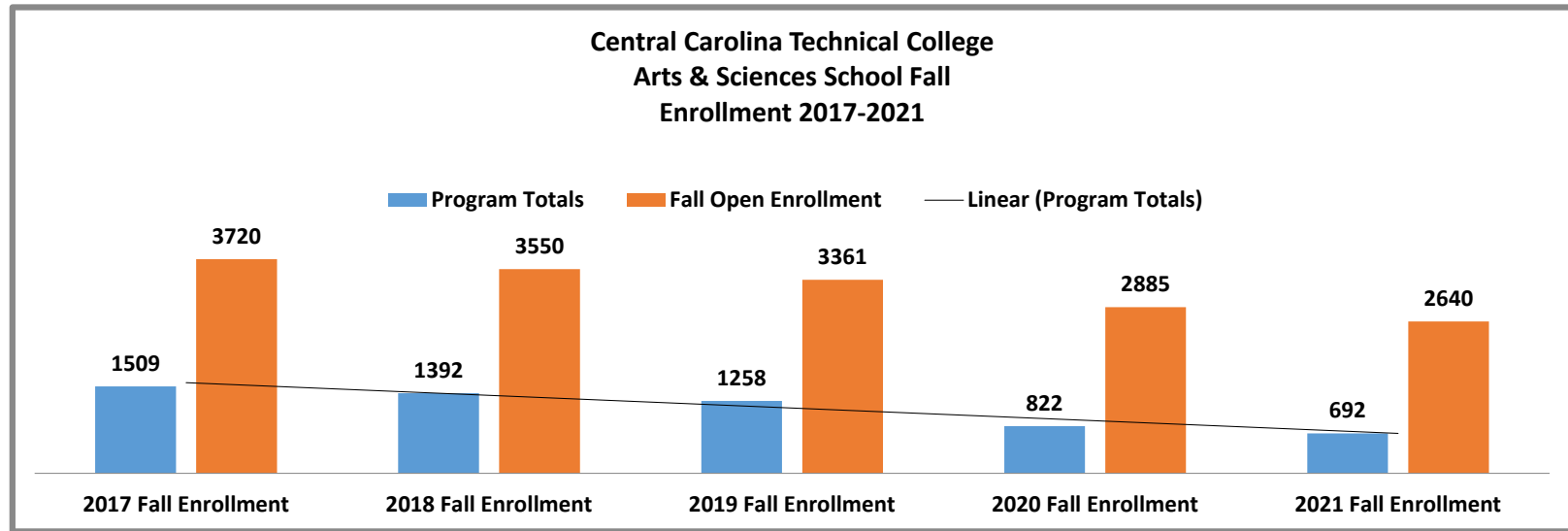
| | | |
|-------------------------------------|-------------|-------------|
| Business & Public Service | 899 | 24% |
| General Education | 1510 | 41% |
| Health Science | 306 | 8% |
| Industrial & Engineering Technology | 363 | 10% |
| Career Development | 642 | 17% |
| Total Enrollment | 3720 | 100% |



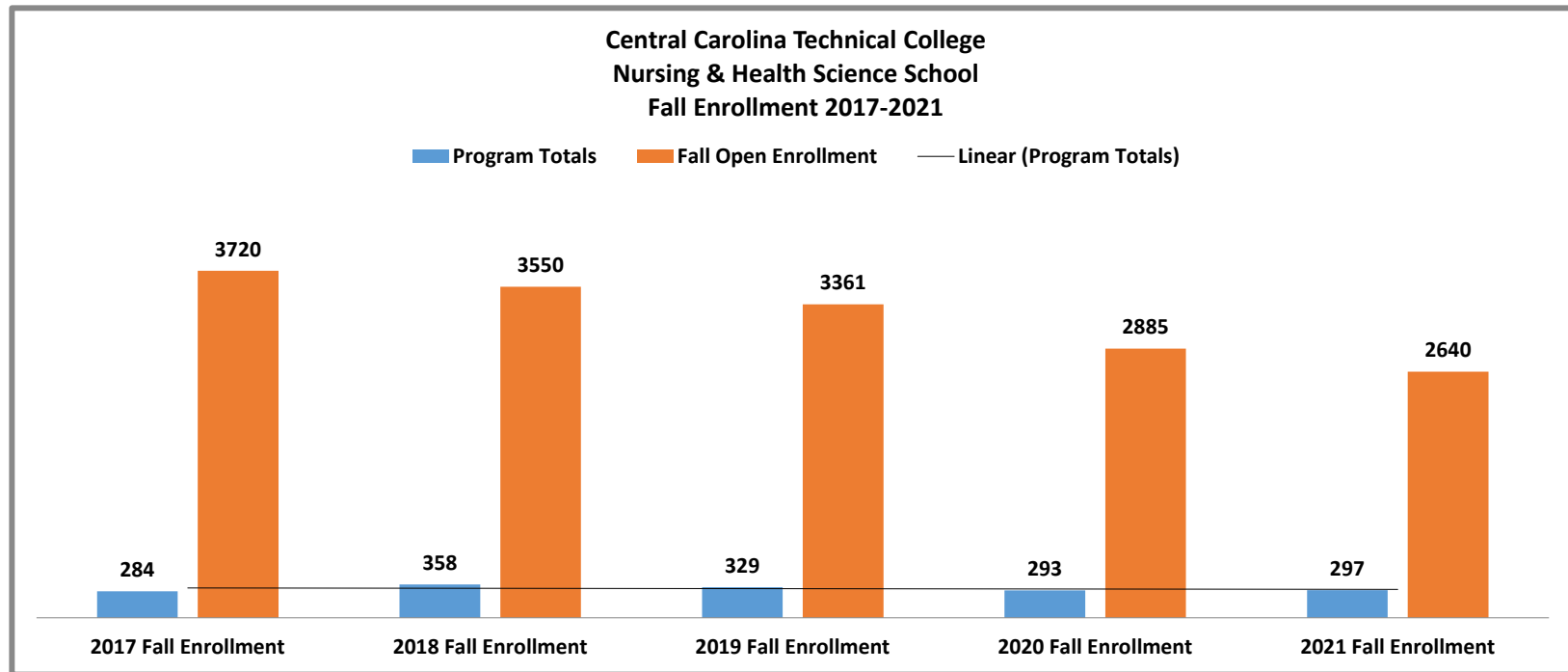
| | Professional Studies School | 2017 Fall Enrollment | 2018 Fall Enrollment | 2019 Fall Enrollment | 2020 Fall Enrollment | 2021 Fall Enrollment |
|--|---|----------------------|----------------------|----------------------|----------------------|----------------------|
| 035002 | Accounting Associate | 62 | 66 | 49 | 52 | 60 |
| 035007 | Administrative Office Technology | 29 | 32 | 25 | 17 | 8 |
| 035030 | Management | 162 | 156 | 140 | 123 | 112 |
| 035104 | Computer Technology | 158 | 107 | 127 | 105 | 107 |
| 035501 | Human Services Associate | 129 | 111 | 0 | 82 | 82 |
| 035505 | Criminal Justice | 92 | 76 | 54 | 41 | 42 |
| 035508 | Early Care and Education Associate | 103 | 89 | 90 | 64 | 67 |
| 035520 | Paralegal | 39 | 40 | 34 | 25 | 27 |
| 015041 | Administrative Support | 5 | 1 | 1 | 0 | 0 |
| 015508 | ECD Diploma | 2 | 5 | 0 | 0 | 0 |
| 060649 | Internetworking | 3 | 2 | 1 | 0 | 0 |
| 060862 | Infant & Toddler Care | 3 | 3 | 3 | 0 | 4 |
| 070191 | ECD Certificate | 6 | 5 | 4 | 2 | 2 |
| 070261 | Information Processing | 0 | 1 | 1 | 1 | 2 |
| 070816 | Computer Specialist | 7 | 5 | 3 | 7 | 2 |
| 070847 | Accounting Specialist | 10 | 9 | 5 | 9 | 5 |
| 071133 | End User Support | 0 | 0 | 0 | 0 | 0 |
| 071180 | Human Services Certificate | 7 | 4 | 90 | 0 | 0 |
| 061037 | Gerontology | 4 | 0 | 2 | 4 | 4 |
| 071327 | Medical Office Administrative Assistant | | | | 6 | 11 |
| 071328 | Cybersecurity | 3 | 9 | 12 | 9 | 13 |
| 071530 | Entrepreneurship/Small Business Mgt | | 10 | 8 | 16 | 14 |
| 071351 | Supervision and Leadership Foundations | | 7 | 2 | 3 | 1 |
| 071352 | Web Development | 2 | 3 | 1 | 0 | 0 |
| 071396 | Human Resources Specialist | | 5 | 10 | 3 | 5 |
| 071431 | Logistics and Supply Chain Mgmt | | | 7 | 7 | 6 |
| 071432 | Marketing and Sales for Small Business | | | | 4 | 7 |
| 071433 | Office Management | | | 1 | 4 | 0 |
| Program Totals | | 826 | 746 | 826 | 584 | 581 |
| Fall Open Enrollment | | 3720 | 3550 | 3361 | 2885 | 2640 |
| % of Professional Studies Fall Enrollment | | 22% | 21% | 25% | 20% | 22% |



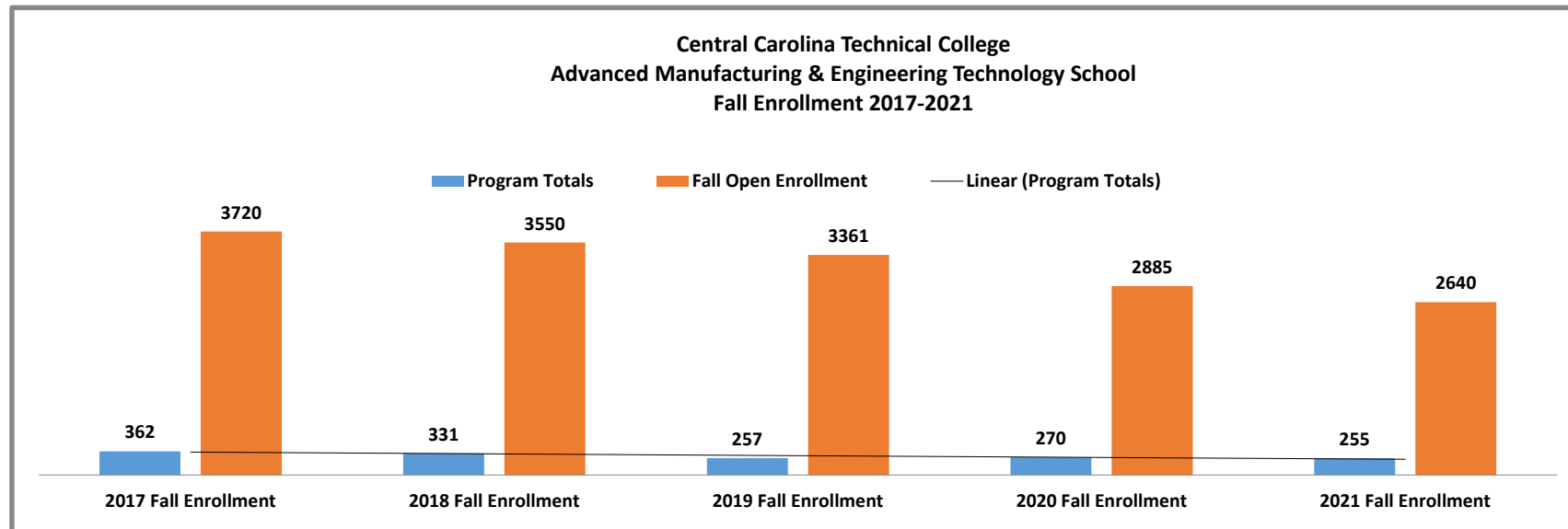
| Arts & Sciences School | | 2017 Fall Enrollment | 2018 Fall Enrollment | 2019 Fall Enrollment | 2020 Fall Enrollment | 2021 Fall Enrollment |
|---|----------------------|-----------------------------|-----------------------------|-----------------------------|-----------------------------|-----------------------------|
| 060799 | General Education | 1 | 3 | 1 | 0 | 0 |
| 045600 | Associate of Arts | 1232 | 1179 | 1089 | 672 | 581 |
| 055600 | Associate of Science | 277 | 210 | 168 | 150 | 111 |
| Program Totals | | 1509 | 1392 | 1258 | 822 | 692 |
| Fall Open Enrollment | | 3720 | 3550 | 3361 | 2885 | 2640 |
| % of Arts & Sciences Fall Enrollment | | 41% | 39% | 37% | 28% | 26% |



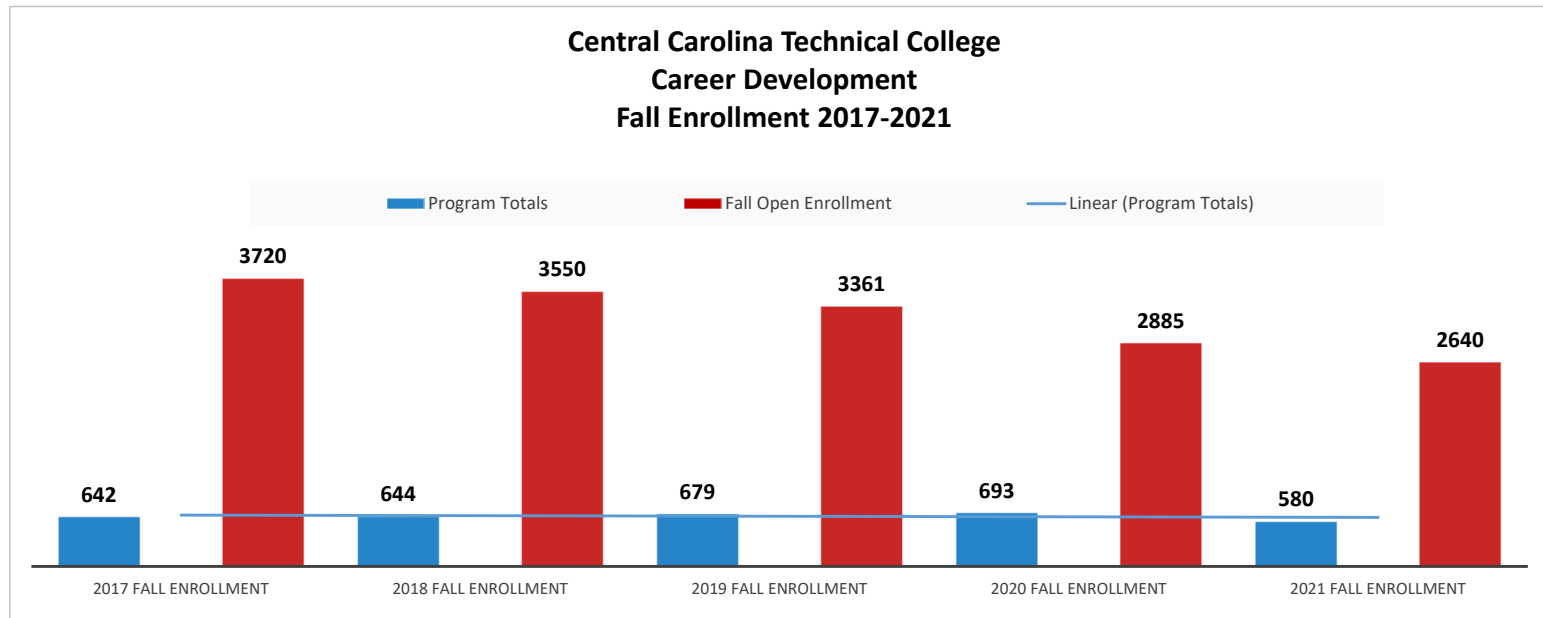
| | Nursing & Health Science School | 2017 Fall Enrollment | 2018 Fall Enrollment | 2019 Fall Enrollment | 2020 Fall Enrollment | 2021 Fall Enrollment |
|--------|--|-----------------------------|-----------------------------|----------------------|----------------------|-----------------------------|
| 015211 | Surgical Tech | 21 | 21 | 19 | 19 | 18 |
| 015214 | Medical Assist | 12 | 32 | 23 | 28 | 14 |
| 035208 | Nursing (ADN) | 186 | 211 | 201 | 176 | 186 |
| 061184 | Advanced Medical Coding | | | 20 | 16 | 20 |
| 071088 | Medical Record Coding | 24 | 28 | 22 | 24 | 26 |
| 071181 | Massage Therapy | 0 | 21 | 17 | 16 | 15 |
| 071238 | Pharmacy Technician | 14 | 16 | 16 | 8 | 7 |
| 071327 | Medical Office | 26 | 14 | 7 | 6 | 11 |
| 071349 | Patient Care | 22 | 15 | 4 | 0 | 0 |
| | Program Totals | 284 | 358 | 329 | 293 | 297 |
| | Fall Open Enrollment | 3720 | 3550 | 3361 | 2885 | 2640 |
| | % of Nursing and Health Sci Fall Enrollment | 8% | 10% | 10% | 10% | 11% |



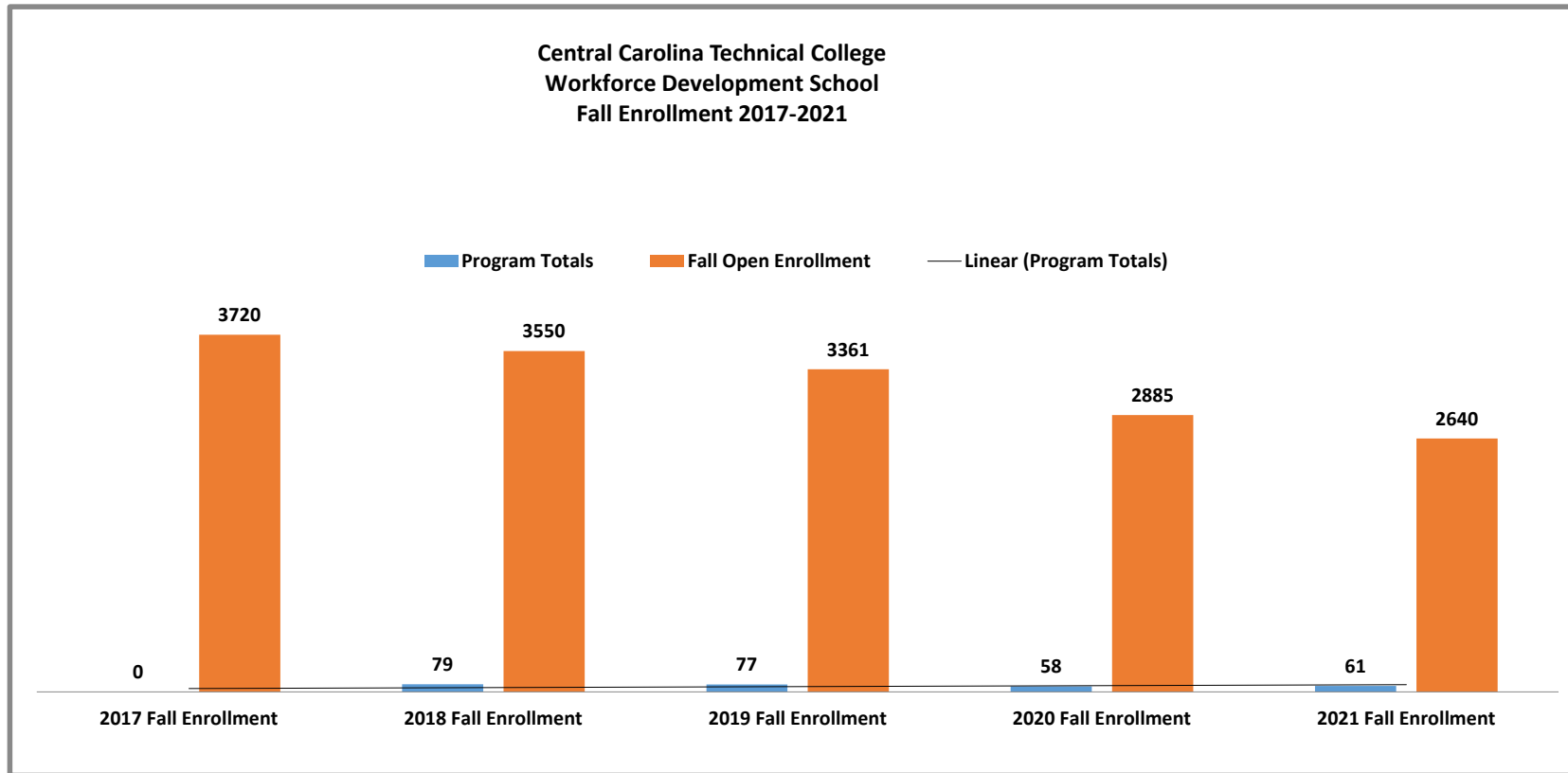
| | Advanced Manufacturing & Engineering Tech. School | 2017 Fall Enrollment | 2018 Fall Enrollment | 2019 Fall Enrollment | 2020 Fall Enrollment | 2021 Fall Enrollment |
|--------|---|----------------------|----------------------|----------------------|----------------------|----------------------|
| 035307 | Engineering Design Tech Associate | 91 | 77 | 75 | 63 | 37 |
| 035318 | General Technology | 0 | 0 | 0 | 74 | 77 |
| 061043 | Advanced CNC Program | 1 | 1 | 0 | 3 | 0 |
| 070808 | BHAC | 31 | 22 | 33 | 14 | 17 |
| 070810 | Welding | 63 | 54 | 54 | 37 | 41 |
| 070970 | Advanced A/C & Heating | 0 | 6 | 1 | 2 | 4 |
| 071158 | Auto Technology | 19 | 19 | 22 | 13 | 16 |
| 071159 | Auto Diagnostic Technology | 7 | 0 | 7 | 8 | 7 |
| 071165 | Basic Mechatronics | 31 | 41 | 31 | 35 | 34 |
| 071166 | Advanced Mechatronics | 3 | 0 | 0 | 1 | 0 |
| 071168 | Advanced Pipe Welding | 27 | 16 | 24 | 16 | 12 |
| 071237 | Basic Machine CNC Fundamentals | 17 | 16 | 10 | 4 | 10 |
| | <i>Program Totals</i> | 362 | 331 | 257 | 270 | 255 |
| | <i>Fall Open Enrollment</i> | 3720 | 3550 | 3361 | 2885 | 2640 |
| | <i>% of Industrial & Engineering Tech Fall Enrollment</i> | 10% | 9% | 8% | 9% | 10% |



| | Career Development | 2017 Fall Enrollment | 2018 Fall Enrollment | 2019 Fall Enrollment | 2020 Fall Enrollment | 2021 Fall Enrollment |
|--------|---------------------------------|----------------------|----------------------|----------------------|----------------------|----------------------|
| 006100 | Program Totals | 642 | 644 | 679 | 693 | 580 |
| | Fall Open Enrollment | 3720 | 3550 | 3361 | 2885 | 2640 |
| | % of Career Dev Fall Enrollment | 17% | 18% | 20% | 24% | 22% |



| | Workforce Development School | 2017 Fall Enrollment | 2018 Fall Enrollment | 2019 Fall Enrollment | 2020 Fall Enrollment | 2021 Fall Enrollment |
|--------|---|----------------------|----------------------|----------------------|----------------------|----------------------|
| 035408 | Environmental Engineering Tech | | 34 | 22 | 23 | 22 |
| 035426 | Natural Resource Management | | 31 | 41 | 30 | 30 |
| 060945 | Wastewater Operator | | 8 | 7 | 3 | 4 |
| 060944 | Water Operator | | 3 | 5 | 0 | 5 |
| 061023 | Environmental Health & Safety | | 3 | 2 | 2 | 0 |
| | <i>Program Totals</i> | 0 | 79 | 77 | 58 | 61 |
| | <i>Fall Open Enrollment</i> | 3720 | 3550 | 3361 | 2885 | 2640 |
| | <i>% of Workforce Development Fall Enrollment</i> | 0% | 2% | 2% | 2% | 2% |



SECTION FOUR:

**RETENTION, TRANSFER
GRADUATION/SUCCESS RATES,
COLLEGE MEANS**

Cohort of Full-time, First-time, Degree-Seeking Freshman

Retained from Fall to Fall

| Opening Fall, First-time, Degree Seeking Freshman, Retention Rates: | | |
|---|---------------------------|----------------------|
| Fall 2006 Enrolled 262 | Fall 2007 Retained 135 | Retention % 54.2% |
| Fall 2007 Enrolled 338 | Fall 2008 Retained 161 | Retention % 50% |
| Fall 2008 Enrolled 308 | Fall 2009 Retained 170 | Retention % 60.6% |
| Fall 2009 Enrolled 472 | Fall 2010 Retained 242 | Retention % 51.3% |
| Fall 2010 Enrolled 543 | Fall 2011 Retained 296 | Retention % 54.5% |
| Fall 2011 Enrolled 506 | Fall 2012 Retained 242 | Retention % 47.8% |
| Fall 2012 Enrolled 444 | Fall 2013 Retained 217 | Retention % 48.9% |
| Fall 2013 Enrolled 399 | Fall 2014 Retained 206 | Retention % 51.6% |
| Fall 2014 Enrolled 402 | Fall 2015 Retained 215 | Retention % 53.5% |
| Fall 2015 Enrolled 485 | Fall 2016 Retained 259 | Retention % 53.4% |
| Fall 2016 Enrolled 483 | Fall 2017 Retained 286 | Retention % 59.2% |
| Fall 2017 Enrolled 549 | Fall 2018 Retained 306 | Retention % 55.7% |
| Fall 2018 Enrolled 533 | Fall 2019 Retained 326 | Retention % 61.2% |
| Fall 2019 Enrolled 485 | Fall 2020 Retained 268 | Retention % 55.5% |
| Fall 2020 Enrolled 358 | Fall 2021 Retained 204 | Retention % 57.0% |

Source: 2006-2019 from 2019 CCTC Factbook.

2019-20: 2021 Statistical Abstract. South Carolina Commission on Higher Education. p 50.

2020-21: 2022 Statistical Abstract. South Carolina Commission on Higher Education. p 50.

EDSS_ST_ENR115

**South Carolina Technical College System
Enterprise Decision Support System
Student Retention By Curriculum**

College: Central Carolina Technical College Report Year: 2020 - 2021 Degree: <All> Curriculum: <All> Cluster: <All>

| Code | Curriculum Name | Enrolled 2020 | Enrolled 2021 | Retention Rate |
|--------|--------------------------------------|------------------|------------------|-------------------|
| 006100 | CAREER DEVELOPMENT | 693 | 162 | 23% |
| | Non-degree seeking | 693 | 162 | 23% |
| 045600 | Associate In Arts | 672 | 195 | 29% |
| 035208 | Nursing (ADN) | 176 | 60 | 34% |
| 035104 | Computer Technology | 105 | 49 | 47% |
| 035030 | Management | 123 | 41 | 33% |
| 055600 | Associate In Science | 150 | 37 | 25% |
| 035501 | Human Services | 79 | 33 | 42% |
| 035508 | Early Care And Education | 64 | 25 | 39% |
| 035318 | General Technology | 74 | 24 | 32% |
| 035002 | Accounting | 52 | 21 | 40% |
| 035307 | Engineering Design Technology | 63 | 19 | 30% |
| 035505 | Criminal Justice Technology | 41 | 15 | 37% |
| 035426 | Natural Resources Management | 30 | 12 | 40% |
| 035520 | Paralegal | 25 | 10 | 40% |
| 035408 | Environmental Engineering Technology | 23 | 8 | 35% |
| 035007 | Administrative Office Technology | 17 | 4 | 24% |
| | Degree | 1,694 | 553 | 33% |

Friday, May 19, 2023
8:39 AM

Note: The analysis does not include those students who may have graduated

Page 1 of 3

EDSS_ST_ENR115

**South Carolina Technical College System
Enterprise Decision Support System
Student Retention By Curriculum**

College: Central Carolina Technical College Report Year: 2020 - 2021 Degree: <All> Curriculum: <All> Cluster: <All>

| | | | | |
|--------|---|-----------|----------|------------|
| 015214 | Medical Assisting | 28 | 4 | 14% |
| 015211 | Surgical Technology | 19 | 1 | 5% |
| | Diploma | 47 | 5 | 11% |
| 071452 | Pre-Nursing Preparatory | 168 | 37 | 22% |
| 071088 | Medical Record Coding Certificate | 24 | 2 | 8% |
| 071327 | Medical Office Administrative Assistant | 6 | 2 | 33% |
| 061037 | Gerontology | 4 | 1 | 25% |
| 061184 | Advanced Medical Coding | 16 | 1 | 6% |
| 070808 | Basic Air Conditioning And Heating | 14 | 1 | 7% |
| 070810 | Welding | 37 | 1 | 3% |
| 070816 | Computer Specialist | 7 | 1 | 14% |
| 071165 | Basic Mechatronics | 35 | 1 | 3% |
| 071180 | Human Services | 3 | 1 | 33% |
| 071328 | Cybersecurity | 9 | 1 | 11% |
| 071396 | Human Resources Specialist | 3 | 1 | 33% |
| 060945 | Wastewater Operator | 3 | 0 | 0% |
| 061023 | Environmental Health and Safety | 2 | 0 | 0% |
| 061043 | Advanced CNC Programming | 3 | 0 | 0% |
| 061199 | Applications Specialist | 3 | 0 | 0% |
| 070191 | Early Childhood Development | 2 | 0 | 0% |
| 070261 | Information Processing | 1 | 0 | 0% |

Friday, May 19, 2023
8:39 AM

Note: The analysis does not include those students who may have graduated

Page 2 of 3

EDSS_ST_ENR115

South Carolina Technical College System
Enterprise Decision Support System
Student Retention By Curriculum

College: Central Carolina Technical College Report Year: 2020 - 2021 Degree: <All> Curriculum: <All> Cluster: <All>

| | | | | |
|--------|--|--------------|------------|------------|
| 070847 | Accounting Specialist | 9 | 0 | 0% |
| 070970 | Advanced Air Conditioning and Heating | 2 | 0 | 0% |
| 071158 | Automotive Technology | 13 | 0 | 0% |
| 071159 | Automotive Diagnostic Technology | 8 | 0 | 0% |
| 071166 | Advanced Mechatronics | 1 | 0 | 0% |
| 071168 | Advanced Pipe Welding | 16 | 0 | 0% |
| 071181 | Massage Therapy | 16 | 0 | 0% |
| 071237 | Basic Machining and CNC Fundamentals | 4 | 0 | 0% |
| 071238 | Pharmacy Technician | 8 | 0 | 0% |
| 071350 | Entrepreneurship/Small Business Mgt | 16 | 0 | 0% |
| 071351 | Supervision and Leadership Foundations | 3 | 0 | 0% |
| 071431 | Logistics and Supply Chain Management | 7 | 0 | 0% |
| 071432 | Marketing and Sales for Small Business | 4 | 0 | 0% |
| 071433 | Office Management | 4 | 0 | 0% |
| | Certificate | 451 | 50 | 11% |
| | Grand Total | 2,885 | 770 | 27% |

Friday, May 19, 2023
8:39 AM

Note: The analysis does not include those students who may have graduated

Page 3 of 3

EDSS_ST_ENR115

**South Carolina Technical College System
Enterprise Decision Support System
Student Retention By Curriculum**

College: Central Carolina Technical College Report Year: 2019 - 2020 Degree: <All> Curriculum: <All> Cluster: <All>

| Code | Curriculum Name | Enrolled 2019 | Enrolled 2020 | Retention Rate |
|--------|--------------------------------------|------------------|------------------|-------------------|
| 006100 | CAREER DEVELOPMENT | 679 | 162 | 24% |
| | Non-degree seeking | 679 | 162 | 24% |
| 045600 | Associate In Arts | 1,089 | 309 | 28% |
| 035208 | Nursing (ADN) | 201 | 83 | 41% |
| 055600 | Associate In Science | 168 | 51 | 30% |
| 035030 | Management | 140 | 47 | 34% |
| 035104 | Computer Technology | 127 | 44 | 35% |
| 035307 | Engineering Design Technology | 75 | 37 | 49% |
| 035501 | Human Services | 90 | 29 | 32% |
| 035508 | Early Care And Education | 90 | 24 | 27% |
| 035318 | General Technology | 91 | 22 | 24% |
| 035426 | Natural Resources Management | 41 | 17 | 41% |
| 035002 | Accounting | 49 | 16 | 33% |
| 035520 | Paralegal | 34 | 11 | 32% |
| 035007 | Administrative Office Technology | 25 | 10 | 40% |
| 035505 | Criminal Justice Technology | 54 | 9 | 17% |
| 035408 | Environmental Engineering Technology | 22 | 6 | 27% |
| | Degree | 2,296 | 715 | 31% |

Friday, May 19, 2023
8:40 AM

Note: The analysis does not include those students who may have graduated

Page 1 of 3

EDSS_ST_ENR115

**South Carolina Technical College System
Enterprise Decision Support System
Student Retention By Curriculum**

College: Central Carolina Technical College Report Year: 2019 - 2020 Degree: <All> Curriculum: <All> Cluster: <All>

| | | | | |
|--------|---|-----------|----------|------------|
| 015214 | Medical Assisting | 23 | 4 | 17% |
| 015211 | Surgical Technology | 19 | 1 | 5% |
| 015041 | Administrative Support | 1 | 0 | 0% |
| 015508 | Early Childhood Development | 1 | 0 | 0% |
| | Diploma | 44 | 5 | 11% |
| 070808 | Basic Air Conditioning And Heating | 33 | 3 | 9% |
| 070810 | Welding | 54 | 3 | 6% |
| 071088 | Medical Record Coding Certificate | 22 | 3 | 14% |
| 071350 | Entrepreneurship/Small Business Mgt | 8 | 3 | 38% |
| 071158 | Automotive Technology | 22 | 2 | 9% |
| 061037 | Gerontology | 2 | 1 | 50% |
| 070191 | Early Childhood Development | 3 | 1 | 33% |
| 070847 | Accounting Specialist | 5 | 1 | 20% |
| 071165 | Basic Mechatronics | 31 | 1 | 3% |
| 071168 | Advanced Pipe Welding | 24 | 1 | 4% |
| 071181 | Massage Therapy | 17 | 1 | 6% |
| 071327 | Medical Office Administrative Assistant | 7 | 1 | 14% |
| 071351 | Supervision and Leadership Foundations | 2 | 1 | 50% |
| 060649 | Internetworking | 1 | 0 | 0% |
| 060799 | General Education | 1 | 0 | 0% |
| 060862 | Infant and Toddler Care | 3 | 0 | 0% |

Friday, May 19, 2023
8:40 AM

Note: The analysis does not include those students who may have graduated

Page 2 of 3

EDSS_ST_ENR115

**South Carolina Technical College System
Enterprise Decision Support System
Student Retention By Curriculum**

College: Central Carolina Technical College Report Year: 2019 - 2020 Degree: <All> Curriculum: <All> Cluster: <All>

| | | | | |
|--------|---------------------------------------|--------------|------------|------------|
| 060944 | Water Operator | 5 | 0 | 0% |
| 060945 | Wastewater Operator | 7 | 0 | 0% |
| 061023 | Environmental Health and Safety | 2 | 0 | 0% |
| 061184 | Advanced Medical Coding | 20 | 0 | 0% |
| 070261 | Information Processing | 1 | 0 | 0% |
| 070816 | Computer Specialist | 3 | 0 | 0% |
| 070970 | Advanced Air Conditioning and Heating | 1 | 0 | 0% |
| 071159 | Automotive Diagnostic Technology | 7 | 0 | 0% |
| 071237 | Basic Machining and CNC Fundamentals | 10 | 0 | 0% |
| 071238 | Pharmacy Technician | 16 | 0 | 0% |
| 071328 | Cybersecurity | 12 | 0 | 0% |
| 071349 | Patient Care Technician | 4 | 0 | 0% |
| 071352 | Web Development | 1 | 0 | 0% |
| 071396 | Human Resources Specialist | 10 | 0 | 0% |
| 071431 | Logistics and Supply Chain Management | 7 | 0 | 0% |
| 071433 | Office Management | 1 | 0 | 0% |
| | Certificate | 342 | 22 | 6% |
| | Grand Total | 3,361 | 904 | 27% |

Friday, May 19, 2023
8:40 AM

Note: The analysis does not include those students who may have graduated

Page 3 of 3

EDSS_ST_ENR115

**South Carolina Technical College System
Enterprise Decision Support System
Student Retention By Curriculum**

College: Central Carolina Technical College Report Year: 2018 - 2019 Degree: <All> Curriculum: <All> Cluster: <All>

| Code | Curriculum Name | Enrolled 2018 | Enrolled 2019 | Retention Rate |
|--------|--------------------------------------|------------------|------------------|-------------------|
| 006100 | CAREER DEVELOPMENT | 644 | 145 | 23% |
| | Non-degree seeking | 644 | 145 | 23% |
| 045600 | Associate In Arts | 1,179 | 373 | 32% |
| 035208 | Nursing (ADN) | 211 | 69 | 33% |
| 055600 | Associate In Science | 210 | 57 | 27% |
| 035104 | Computer Technology | 107 | 52 | 49% |
| 035501 | Human Services | 112 | 51 | 46% |
| 035030 | Management | 156 | 47 | 30% |
| 035508 | Early Care And Education | 87 | 32 | 37% |
| 035307 | Engineering Design Technology | 77 | 27 | 35% |
| 035318 | General Technology | 79 | 27 | 34% |
| 035002 | Accounting | 66 | 24 | 36% |
| 035505 | Criminal Justice Technology | 76 | 16 | 21% |
| 035520 | Paralegal | 40 | 16 | 40% |
| 035408 | Environmental Engineering Technology | 34 | 13 | 38% |
| 035426 | Natural Resources Management | 31 | 11 | 35% |
| 035007 | Administrative Office Technology | 32 | 10 | 31% |
| | Degree | 2,497 | 825 | 33% |

Friday, May 19, 2023
8:40 AM

Note: The analysis does not include those students who may have graduated

Page 1 of 3

EDSS_ST_ENR115

**South Carolina Technical College System
Enterprise Decision Support System
Student Retention By Curriculum**

College: Central Carolina Technical College Report Year: 2018 - 2019 Degree: <All> Curriculum: <All> Cluster: <All>

| | | | | |
|--------|---|-----------|----------|------------|
| 015214 | Medical Assisting | 32 | 5 | 16% |
| 015211 | Surgical Technology | 21 | 1 | 5% |
| 015041 | Administrative Support | 1 | 0 | 0% |
| 015508 | Early Childhood Development | 6 | 0 | 0% |
| | Diploma | 60 | 6 | 10% |
| 070808 | Basic Air Conditioning And Heating | 22 | 5 | 23% |
| 071350 | Entrepreneurship/Small Business Mgt | 10 | 4 | 40% |
| 070810 | Welding | 54 | 2 | 4% |
| 071328 | Cybersecurity | 9 | 2 | 22% |
| 060862 | Infant and Toddler Care | 3 | 1 | 33% |
| 070191 | Early Childhood Development | 6 | 1 | 17% |
| 070816 | Computer Specialist | 5 | 1 | 20% |
| 070847 | Accounting Specialist | 9 | 1 | 11% |
| 071088 | Medical Record Coding Certificate | 28 | 1 | 4% |
| 071158 | Automotive Technology | 19 | 1 | 5% |
| 071238 | Pharmacy Technician | 16 | 1 | 6% |
| 071327 | Medical Office Administrative Assistant | 14 | 1 | 7% |
| 071351 | Supervision and Leadership Foundations | 7 | 1 | 14% |
| 071396 | Human Resources Specialist | 5 | 1 | 20% |
| 060649 | Internetworking | 2 | 0 | 0% |
| 060799 | General Education | 3 | 0 | 0% |

Friday, May 19, 2023
8:40 AM

Note: The analysis does not include those students who may have graduated

Page 2 of 3

EDSS_ST_ENR115

South Carolina Technical College System
Enterprise Decision Support System
Student Retention By Curriculum

College: Central Carolina Technical College Report Year: 2018 - 2019 Degree: <All> Curriculum: <All> Cluster: <All>

| | | | | |
|--------|---------------------------------------|--------------|------------|------------|
| 060944 | Water Operator | 3 | 0 | 0% |
| 060945 | Wastewater Operator | 8 | 0 | 0% |
| 061023 | Environmental Health and Safety | 3 | 0 | 0% |
| 061043 | Advanced CNC Programming | 1 | 0 | 0% |
| 070261 | Information Processing | 1 | 0 | 0% |
| 070970 | Advanced Air Conditioning and Heating | 6 | 0 | 0% |
| 071165 | Basic Mechatronics | 41 | 0 | 0% |
| 071168 | Advanced Pipe Welding | 16 | 0 | 0% |
| 071180 | Human Services | 3 | 0 | 0% |
| 071181 | Massage Therapy | 21 | 0 | 0% |
| 071237 | Basic Machining and CNC Fundamentals | 16 | 0 | 0% |
| 071349 | Patient Care Technician | 15 | 0 | 0% |
| 071352 | Web Development | 3 | 0 | 0% |
| | Certificate | 349 | 23 | 7% |
| | Grand Total | 3,550 | 999 | 28% |

Friday, May 19, 2023
8:40 AM

Note: The analysis does not include those students who may have graduated

Page 3 of 3

EDSS_ST_ENR115

**South Carolina Technical College System
Enterprise Decision Support System
Student Retention By Curriculum**

College: Central Carolina Technical College Report Year: 2017 - 2018 Degree: <All> Curriculum: <All> Cluster: <All>

| Code | Curriculum Name | Enrolled 2017 | Enrolled 2018 | Retention Rate |
|--------|--------------------------------------|------------------|------------------|-------------------|
| 006100 | CAREER DEVELOPMENT | 642 | 138 | 21% |
| | Non-degree seeking | 642 | 138 | 21% |
| 045600 | Associate In Arts | 1,232 | 362 | 29% |
| 055600 | Associate In Science | 277 | 88 | 32% |
| 035208 | Nursing (ADN) | 186 | 66 | 35% |
| 035501 | Human Services | 129 | 63 | 49% |
| 035030 | Management | 162 | 57 | 35% |
| 035104 | Computer Technology | 158 | 48 | 30% |
| 035508 | Early Care And Education | 103 | 33 | 32% |
| 035307 | Engineering Design Technology | 91 | 29 | 32% |
| 035002 | Accounting | 62 | 22 | 35% |
| 035505 | Criminal Justice Technology | 92 | 22 | 24% |
| 035318 | General Technology | 73 | 21 | 29% |
| 035426 | Natural Resources Management | 39 | 16 | 41% |
| 035520 | Paralegal | 39 | 14 | 36% |
| 035007 | Administrative Office Technology | 29 | 13 | 45% |
| 035408 | Environmental Engineering Technology | 22 | 12 | 55% |
| | Degree | 2,694 | 866 | 32% |

Monday, April 27, 2020
9:00 AM

Note: The analysis does not include those students who may have graduated

EDSS_ST_ENR115

**South Carolina Technical College System
Enterprise Decision Support System
Student Retention By Curriculum**

College: Central Carolina Technical College Report Year: 2017 - 2018 Degree: <All> Curriculum: <All> Cluster: <All>

| | | | | |
|--------|-----------------------------------|-----------|----------|-----------|
| 015041 | Administrative Support | 5 | 0 | 0% |
| 015211 | Surgical Technology | 21 | 0 | 0% |
| 015214 | Medical Assisting | 12 | 0 | 0% |
| 015508 | Early Childhood Development | 2 | 0 | 0% |
| | Diploma | 40 | 0 | 0% |
| 070810 | Welding | 63 | 4 | 6% |
| 071088 | Medical Record Coding Certificate | 24 | 4 | 17% |
| 071158 | Automotive Technology | 19 | 2 | 11% |
| 071168 | Advanced Pipe Welding | 27 | 2 | 7% |
| 060945 | Wastewater Operator | 5 | 1 | 20% |
| 070191 | Early Childhood Development | 6 | 1 | 17% |
| 070816 | Computer Specialist | 7 | 1 | 14% |
| 071165 | Basic Mechatronics | 31 | 1 | 3% |
| 071238 | Pharmacy Technician | 14 | 1 | 7% |
| 071352 | Web Development | 2 | 1 | 50% |
| 060649 | Internetworking | 3 | 0 | 0% |
| 060799 | General Education | 1 | 0 | 0% |
| 060862 | Infant and Toddler Care | 3 | 0 | 0% |
| 060944 | Water Operator | 4 | 0 | 0% |
| 061023 | Environmental Health and Safety | 3 | 0 | 0% |
| 061037 | Gerontology | 4 | 0 | 0% |

Monday, April 27, 2020
9:00 AM

Note: The analysis does not include those students who may have graduated

EDSS_ST_ENR115

**South Carolina Technical College System
Enterprise Decision Support System
Student Retention By Curriculum**

College: Central Carolina Technical College Report Year: 2017 - 2018 Degree: <All> Curriculum: <All> Cluster: <All>

| | | | | |
|--------|---|--------------|--------------|------------|
| 061043 | Advanced CNC Programming | 1 | 0 | 0% |
| 070808 | Basic Air Conditioning And Heating | 31 | 0 | 0% |
| 070847 | Accounting Specialist | 10 | 0 | 0% |
| 071159 | Automotive Diagnostic Technology | 7 | 0 | 0% |
| 071166 | Advanced Mechatronics | 3 | 0 | 0% |
| 071180 | Human Services | 7 | 0 | 0% |
| 071237 | Basic Machining and CNC Fundamentals | 17 | 0 | 0% |
| 071291 | Certified Nursing Assistant | 1 | 0 | 0% |
| 071327 | Medical Office Administrative Assistant | 26 | 0 | 0% |
| 071328 | Cybersecurity | 3 | 0 | 0% |
| 071349 | Patient Care Technician | 22 | 0 | 0% |
| | Certificate | 344 | 18 | 5% |
| | Grand Total | 3,720 | 1,022 | 27% |

Monday, April 27, 2020
9:00 AM

Note: The analysis does not include those students who may have graduated

EDSS_ST_ENR115

**South Carolina Technical College System
Enterprise Decision Support System
Student Retention By Curriculum**

College: Central Carolina Technical College Report Year: 2016 - 2017 Degree: <All> Curriculum: <All> Cluster: <All>

| Code | Curriculum Name | Enrolled 2016 | Enrolled 2017 | Retention Rate |
|--------|--------------------------------------|------------------|------------------|-------------------|
| 006100 | CAREER DEVELOPMENT | 659 | 138 | 21% |
| | Non-degree seeking | 659 | 138 | 21% |
| 045600 | Associate In Arts | 1,158 | 410 | 35% |
| 055600 | Associate In Science | 207 | 78 | 38% |
| 035030 | Management | 161 | 62 | 39% |
| 035104 | Computer Technology | 130 | 56 | 43% |
| 035501 | Human Services | 128 | 51 | 40% |
| 035208 | Nursing (ADN) | 162 | 50 | 31% |
| 035508 | Early Care And Education | 122 | 38 | 31% |
| 035505 | Criminal Justice Technology | 96 | 29 | 30% |
| 035002 | Accounting | 73 | 22 | 30% |
| 035318 | General Technology | 63 | 18 | 29% |
| 035520 | Paralegal | 41 | 15 | 37% |
| 035426 | Natural Resources Management | 27 | 11 | 41% |
| 035007 | Administrative Office Technology | 38 | 9 | 24% |
| 035408 | Environmental Engineering Technology | 31 | 8 | 26% |
| 035303 | Engineering Graphics Technology | 59 | 0 | 0% |
| | Degree | 2,496 | 857 | 34% |

Friday, November 09, 2018
2:15 PM

Note: The analysis does not include those students who may have graduated

EDSS_ST_ENR115

**South Carolina Technical College System
Enterprise Decision Support System
Student Retention By Curriculum**

College: Central Carolina Technical College Report Year: 2016 - 2017 Degree: <All> Curriculum: <All> Cluster: <All>

| | | | | |
|--------|---|-----------|----------|-----------|
| 015214 | Medical Assisting | 25 | 2 | 8% |
| 015211 | Surgical Technology | 19 | 1 | 5% |
| 015508 | Early Childhood Development | 5 | 1 | 20% |
| 015041 | Administrative Support | 5 | 0 | 0% |
| | Diploma | 54 | 4 | 7% |
| 070808 | Basic Air Conditioning And Heating | 28 | 6 | 21% |
| 070810 | Welding | 68 | 5 | 7% |
| 071088 | Medical Record Coding Certificate | 29 | 3 | 10% |
| 071327 | Medical Office Administrative Assistant | 20 | 3 | 15% |
| 070191 | Early Childhood Development | 9 | 2 | 22% |
| 071165 | Basic Mechatronics | 39 | 2 | 5% |
| 060862 | Infant and Toddler Care | 2 | 1 | 50% |
| 070816 | Computer Specialist | 4 | 1 | 25% |
| 070847 | Accounting Specialist | 6 | 1 | 17% |
| 071166 | Advanced Mechatronics | 1 | 1 | 100% |
| 071180 | Human Services | 6 | 1 | 17% |
| 060649 | Internetworking | 2 | 0 | 0% |
| 060944 | Water Operator | 3 | 0 | 0% |
| 060945 | Wastewater Operator | 5 | 0 | 0% |
| 061023 | Environmental Health and Safety | 1 | 0 | 0% |
| 061037 | Gerontology | 1 | 0 | 0% |

Friday, November 09, 2018
2:15 PM

Note: The analysis does not include those students who may have graduated

EDSS_ST_ENR115

**South Carolina Technical College System
Enterprise Decision Support System
Student Retention By Curriculum**

College: Central Carolina Technical College Report Year: 2016 - 2017 Degree: <All> Curriculum: <All> Cluster: <All>

| | | | | |
|--------|---------------------------------------|--------------|--------------|------------|
| 070261 | Information Processing | 3 | 0 | 0% |
| 070970 | Advanced Air Conditioning and Heating | 3 | 0 | 0% |
| 071158 | Automotive Technology | 32 | 0 | 0% |
| 071159 | Automotive Diagnostic Technology | 1 | 0 | 0% |
| 071168 | Advanced Pipe Welding | 21 | 0 | 0% |
| 071181 | Massage Therapy | 22 | 0 | 0% |
| 071237 | Basic Machining and CNC Fundamentals | 9 | 0 | 0% |
| 071238 | Pharmacy Technician | 11 | 0 | 0% |
| 071291 | Certified Nursing Assistant | 26 | 0 | 0% |
| 071292 | Phlebotomy | 13 | 0 | 0% |
| 071328 | Cybersecurity | 5 | 0 | 0% |
| | Certificate | 370 | 26 | 7% |
| | Grand Total | 3,579 | 1,025 | 29% |

Friday, November 09, 2018
2:15 PM

Note: The analysis does not include those students who may have graduated

Central Carolina Technical College
Students Retained from Fall to Spring
2017 Open Fall to 2022 Open Spring Enrollment

| <i>Fall to Spring Enrollment</i> | <i>Percentage of Students Retained</i> |
|---|---|
| 2017 to 2018 | 72% |
| 2018 to 2019 | 72% |
| 2019 to 2020 | 72% |
| 2020 to 2021 | 71% |
| 2021 to 2022 | 71% |

Source: EDSS-ST-ENR115F3 Fall To Spring

(SCTCS All Open Enrollment Students Fall to Spring Persistence by College Fall 2017 to Spring 2022) Fall-to-Spring Persistence includes spring enrollment or fall graduation of the student at the same institution. This number does not include students who transfer out or high school students taking college courses.

**Central Carolina Technical College
Open Enrollment of All Students Fall to Spring Persistence
Fall 2017 to Spring 2022**

| Open Enrollment Students Fall to Spring | ENROLLED | RETAINED | PERCENT |
|--|-----------------|-----------------|----------------|
| FALL 2017 TO SPRING 2018 | 3,043 | 2,194 | 72% |
| FALL 2018 TO SPRING 2019 | 2,952 | 2,068 | 70% |
| FALL 2019 TO SPRING 2020 | 2,655 | 1,913 | 72% |
| FALL 2020 TO SPRING 2021 | 2,211 | 1,562 | 71% |
| FALL 2021 TO SPRING 2022 | 2,082 | 1,468 | 71% |

Fall-to-Spring Persistence includes spring enrollment or fall graduation of the student at the same institution.

This number does not include students who transfer out.

Source: EDSS-ST-ENR115PI Fall To Spring

Central Carolina Technical College
Student Retention by Program
(Excludes high school students taking college courses.)
Fall 2021 Open to Spring 2022 Open

| | | No. of Students Enrolled Fall 2021 Open | | No. of Students Enrolled Spring 2022 Open | | Retention Rates |
|--------|--------------------------------------|---|--|---|--|-----------------|
| | Associate Degrees | | | | | |
| 035002 | Accounting | 57 | | 47 | | 82% |
| 035007 | Administrative Office Technology | 7 | | 7 | | 100% |
| 035030 | Management | 110 | | 77 | | 70% |
| 035104 | Computer Technology | 104 | | 77 | | 74% |
| 035208 | Nursing (Adn) | 184 | | 167 | | 91% |
| 035307 | Engineering Design Technology | 37 | | 32 | | 86% |
| 035318 | General Technology | 72 | | 61 | | 85% |
| 035408 | Environmental Engineering Technology | 19 | | 11 | | 58% |
| 035426 | Natural Resources Management | 30 | | 22 | | 73% |
| 035501 | Human Services | 71 | | 46 | | 65% |
| 035505 | Criminal Justice Technology | 39 | | 26 | | 67% |
| 035508 | Early Care And Education | 67 | | 44 | | 66% |
| 035520 | Paralegal | 25 | | 14 | | 56% |
| 045600 | Associate In Arts | 562 | | 361 | | 64% |
| 055600 | Associate In Science | 109 | | 78 | | 72% |
| | Associate Total | 1493 | | 1070 | | 72% |
| | Diplomas | | | | | |
| | | No. of Students Enrolled Fall 2021 Open | | No. of Students Enrolled Spring 2022 Open | | Retention Rates |
| 015041 | Administrative Support | 0 | | 0 | | - |
| 015211 | Surgical Technology | 18 | | 16 | | 89% |
| 015214 | Medical Assisting | 14 | | 13 | | 93% |
| 015508 | Early Childhood Development | 0 | | 0 | | - |
| | Diploma Total | 32 | | 29 | | 91% |
| | Certificates | | | | | |
| | | No. of Students Enrolled Fall 2021 Open | | No. of Students Enrolled Spring 2022 Open | | Retention Rates |
| 060649 | Internetworking | 0 | | 0 | | - |
| 060799 | General Education | 0 | | 0 | | - |
| 060862 | Infant and Toddler Care | 4 | | 1 | | 25% |
| 060944 | Water Operator | 3 | | 3 | | 100% |
| 060945 | Wastewater Operator | 3 | | 2 | | 67% |
| 061023 | Environmental Health and Safety | 0 | | 0 | | - |
| 061037 | Gerontology | 4 | | 2 | | 0% |

| | | | | | | |
|--------|---|--|--|--|--|------------------------|
| 061043 | Advanced CNC | 0 | | 0 | | - |
| 061184 | Advanced Medical Coding | 9 | | 6 | | 67% |
| 061199 | Applications Specialist | 1 | | 1 | | 100% |
| 061200 | Child Care Assistant | 1 | | 1 | | 100% |
| 070191 | Early Childhood Development | 2 | | 1 | | 50% |
| 070261 | Information Processing | 2 | | 2 | | 0% |
| 070808 | Basic Air Conditioning And Heating | 17 | | 14 | | 82% |
| 070810 | Welding | 41 | | 38 | | 93% |
| 070816 | Computer Specialist | 2 | | 2 | | 100% |
| 070847 | Accounting Specialist | 4 | | 3 | | 75% |
| 070970 | Advanced Air Conditioning and Heating | 4 | | 4 | | 0% |
| 071088 | Medical Record Coding Certificate | 25 | | 21 | | 84% |
| 071158 | Automotive Technology | 16 | | 13 | | 81% |
| 071159 | Automotive Diagnostic Technology | 7 | | 5 | | 0% |
| 071165 | Basic Mechatronics | 34 | | 25 | | 74% |
| 071166 | Advanced Mechatronics | 0 | | 0 | | - |
| 071168 | Advanced Pipe Welding | 12 | | 11 | | 92% |
| 071180 | Human Services | 6 | | 3 | | 50% |
| 071181 | Massage Therapy | 15 | | 9 | | 60% |
| 071237 | Basic Machining and CNC Fundamentals | 10 | | 7 | | 70% |
| 071238 | Pharmacy Technician | 7 | | 6 | | 86% |
| 071291 | Certified Nursing Assistant | 0 | | 0 | | - |
| 071292 | Phlebotomy | 0 | | 0 | | - |
| 071327 | Medical Office Administrative Assistant | 11 | | 7 | | 64% |
| 071328 | Cybersecurity | 13 | | 6 | | 46% |
| 071349 | Patient Care Technician | 0 | | 0 | | - |
| 071350 | Entrepreneurs/Small Business | 14 | | 6 | | 43% |
| 071351 | Supervision/Leadership Foundations | 1 | | 0 | | 0% |
| 071352 | Web Development | 0 | | 0 | | - |
| 071396 | Human Resources Specialist | 5 | | 4 | | 80% |
| 071431 | Logistics & Supply Chain Management | 5 | | 4 | | 80% |
| 071432 | Marketing & Sales for Small Business | 7 | | 4 | | 57% |
| 071433 | Office Management | 0 | | 0 | | - |
| 071452 | Pre-Nursing Preparatory | 182 | | 115 | | 63% |
| | Certificates Total | 467 | | 326 | | 70% |
| | | | | | | |
| | Career Development | No. of Students Enrolled Fall 2021 Open | | No. of Students Enrolled Spring 2022 Open | | Retention Rates |
| 006100 | CAREER DEVELOPMENT | 26 | | 11 | | 42% |
| | Career Development Total | 26 | | 11 | | 42% |
| | | 2018 | | 1436 | | 71% |

Source: EDSS ST ENR 115FS Fall 2021 retained Spring 2022, excludes High School Students taking college courses

Central Carolina Technical College
Student Retention by Program, Gender & Ethnicity (Excludes high school students taking college courses.)
2021 Fall Open to 2022 Spring Open

| Code | Associate Degrees | No. of Students Retained | Female Enrollment By Ethnicity | | | | | | | | | Male Enrollment By Ethnicity | | | | | | | | |
|--------|--------------------------------------|--------------------------|--------------------------------|-----------------|--------------------------|----------|-------------------|------------------------------|------------|----------|-----------------|------------------------------|-----------------|--------------------------|----------|-------------------|------------------------------|------------|----------|-----------------|
| | | | Female Enrolled | Hispanic/Latino | Am. Indian/Alaska Native | Asian | Black or Afr. Am. | Native Hawaiian/Pac Islander | White | Unknown | 2 or More Races | Male Enrolled | Hispanic/Latino | Am. Indian/Alaska Native | Asian | Black or Afr. Am. | Native Hawaiian/Pac Islander | White | Unknown | 2 or More Races |
| 035002 | Accounting | 47 | 38 | 1 | 0 | 0 | 16 | 0 | 20 | 0 | 1 | 9 | 1 | 0 | 0 | 4 | 1 | 3 | 0 | 0 |
| 035007 | Administrative Office Technology | 7 | 7 | 1 | 0 | 0 | 5 | 0 | 1 | 0 | 0 | 0 | 0 | 0 | 0 | 0 | 0 | 0 | 0 | 0 |
| 035030 | Management | 77 | 46 | 4 | 0 | 0 | 26 | 0 | 16 | 0 | 0 | 31 | 2 | 0 | 0 | 10 | 0 | 18 | 0 | 1 |
| 035104 | Computer Technology | 77 | 25 | 1 | 0 | 1 | 13 | 0 | 10 | 0 | 0 | 52 | 1 | 0 | 1 | 22 | 2 | 25 | 1 | 0 |
| 035208 | Nursing (Adn) | 167 | 150 | 9 | 0 | 2 | 47 | 0 | 91 | 0 | 1 | 17 | 0 | 0 | 0 | 3 | 0 | 14 | 0 | 0 |
| 035307 | Engineering Graphics Design | 32 | 12 | 1 | 0 | 2 | 3 | 0 | 5 | 0 | 1 | 20 | 3 | 0 | 0 | 8 | 0 | 9 | 0 | 0 |
| 035318 | General Technology | 61 | 5 | 2 | 0 | 0 | 1 | 0 | 2 | 0 | 0 | 56 | 1 | 0 | 0 | 11 | 1 | 41 | 1 | 1 |
| 035408 | Environmental Engineering Technology | 11 | 4 | 1 | 0 | 0 | 0 | 0 | 3 | 0 | 0 | 7 | 0 | 0 | 0 | 0 | 0 | 7 | 0 | 0 |
| 035426 | Natural Resources Management | 22 | 7 | 0 | 0 | 0 | 0 | 0 | 7 | 0 | 0 | 15 | 0 | 0 | 0 | 1 | 1 | 13 | 0 | 0 |
| 035501 | Human Services | 46 | 41 | 1 | 0 | 0 | 24 | 0 | 16 | 0 | 0 | 5 | 0 | 0 | 0 | 2 | 0 | 3 | 0 | 0 |
| 035505 | Criminal Justice Technology | 26 | 20 | 2 | 0 | 0 | 11 | 0 | 7 | 0 | 0 | 6 | 0 | 0 | 0 | 3 | 0 | 3 | 0 | 0 |
| 035508 | Early Care And Education | 44 | 41 | 2 | 1 | 0 | 19 | 0 | 18 | 0 | 1 | 3 | 0 | 0 | 0 | 1 | 0 | 2 | 0 | 0 |
| 035520 | Paralegal | 14 | 11 | 1 | 0 | 0 | 3 | 0 | 7 | 0 | 0 | 3 | 0 | 0 | 0 | 0 | 0 | 3 | 0 | 0 |
| 045600 | Associate In Arts | 361 | 289 | 14 | 0 | 1 | 129 | 3 | 137 | 1 | 4 | 72 | 5 | 0 | 1 | 27 | 0 | 37 | 0 | 2 |
| 055600 | Associate In Science | 78 | 50 | 5 | 0 | 2 | 16 | 2 | 24 | 0 | 1 | 28 | 1 | 0 | 0 | 5 | 0 | 19 | 1 | 2 |
| | Associate Totals | 1070 | 746 | 45 | 1 | 8 | 313 | 5 | 364 | 1 | 9 | 324 | 14 | 0 | 2 | 97 | 5 | 197 | 3 | 6 |
| | Diplomas | No. of Students Retained | Female Enrolled | Hispanic/Latino | Am. Indian/Alaska Native | Asian | Black or Afr. Am. | Native Hawaiian/Pac Islander | White | Unknown | 2 or More Races | Male Enrolled | Hispanic/Latino | Am. Indian/Alaska Native | Asian | Black or Afr. Am. | Native Hawaiian/Pac Islander | White | Unknown | 2 or More Races |
| 015041 | Administrative Support | 0 | 0 | 0 | 0 | 0 | 0 | 0 | 0 | 0 | 0 | 0 | 0 | 0 | 0 | 0 | 0 | 0 | 0 | 0 |
| 015211 | Surgical Technology | 16 | 16 | 3 | 0 | 1 | 1 | 0 | 11 | 0 | 0 | 0 | 0 | 0 | 0 | 0 | 0 | 0 | 0 | 0 |
| 015214 | Medical Assisting | 13 | 13 | 0 | 0 | 0 | 10 | 0 | 2 | 1 | 0 | 0 | 0 | 0 | 0 | 0 | 0 | 0 | 0 | 0 |
| 015508 | Early Childhood Development | 0 | 0 | 0 | 0 | 0 | 0 | 0 | 0 | 0 | 0 | 0 | 0 | 0 | 0 | 0 | 0 | 0 | 0 | 0 |
| | Diploma Totals | 29 | 29 | 3 | 0 | 1 | 11 | 0 | 13 | 1 | 0 | 0 | 0 | 0 | 0 | 0 | 0 | 0 | 0 | 0 |

| | Certificates | No. of Students Retained | Female Enrolled | Hispanic/Latino | Am. Indian/Alaska Native | Asian | Black or Afr. Am. | Native Hawaiian/Pac Islander | White | Unknown | 2 or More Races | Male Enrolled | Hispanic/Latino | Am. Indian/Alaska Native | Asian | Black or Afr. Am. | Native Hawaiian/Pac Islander | White | Unknown | 2 or More Races |
|--------|---------------------------------------|---------------------------------|-----------------|-----------------|--------------------------|-------|-------------------|------------------------------|-------|---------|-----------------|---------------|-----------------|--------------------------|-------|-------------------|------------------------------|-------|---------|-----------------|
| 060649 | Internetworking | 0 | 0 | 0 | 0 | 0 | 0 | 0 | 0 | 0 | 0 | 0 | 0 | 0 | 0 | 0 | 0 | 0 | 0 | 0 |
| 060799 | General Education | 0 | 0 | 0 | 0 | 0 | 0 | 0 | 0 | 0 | 0 | 0 | 0 | 0 | 0 | 0 | 0 | 0 | 0 | 0 |
| 060862 | Infant and Toddler Care | 1 | 1 | 1 | 0 | 0 | 0 | 0 | 0 | 0 | 0 | 0 | 0 | 0 | 0 | 0 | 0 | 0 | 0 | 0 |
| 060944 | Water Operator | 3 | 1 | 0 | 0 | 0 | 1 | 0 | 0 | 0 | 0 | 2 | 0 | 0 | 0 | 0 | 0 | 2 | 0 | 0 |
| 060945 | Wastewater Operator | 2 | 0 | 0 | 0 | 0 | 0 | 0 | 0 | 0 | 0 | 2 | 0 | 0 | 0 | 0 | 0 | 2 | 0 | 0 |
| 061023 | Environmental Health and Safety | 0 | 0 | 0 | 0 | 0 | 0 | 0 | 0 | 0 | 0 | 0 | 0 | 0 | 0 | 0 | 0 | 0 | 0 | 0 |
| 061037 | Gerontology | 2 | 2 | 0 | 0 | 0 | 1 | 0 | 1 | 0 | 0 | 0 | 0 | 0 | 0 | 0 | 0 | 0 | 0 | 0 |
| 061043 | Advanced CNC | 0 | 0 | 0 | 0 | 0 | 0 | 0 | 0 | 0 | 0 | 0 | 0 | 0 | 0 | 0 | 0 | 0 | 0 | 0 |
| 061184 | Inpatient Medical Coding | 6 | 6 | 0 | 0 | 1 | 1 | 0 | 3 | 0 | 1 | 0 | 0 | 0 | 0 | 0 | 0 | 0 | 0 | 0 |
| 061199 | Applications Specialist | 1 | 1 | 0 | 0 | 0 | 1 | 0 | 0 | 0 | 0 | 0 | 0 | 0 | 0 | 0 | 0 | 0 | 0 | 0 |
| 061200 | Child Care Assistant | 1 | 1 | 0 | 0 | 0 | 1 | 0 | 0 | 0 | 0 | 0 | 0 | 0 | 0 | 0 | 0 | 0 | 0 | 0 |
| 070191 | Early Childhood Development | 1 | 1 | 0 | 0 | 0 | 1 | 0 | 0 | 0 | 0 | 0 | 0 | 0 | 0 | 0 | 0 | 0 | 0 | 0 |
| 070261 | Information Processing | 2 | 2 | 0 | 0 | 0 | 1 | 0 | 1 | 0 | 0 | 0 | 0 | 0 | 0 | 0 | 0 | 0 | 0 | 0 |
| 070808 | Basic Air Conditioning And Heating | 14 | 1 | 0 | 0 | 0 | 0 | 0 | 1 | 0 | 0 | 13 | 1 | 0 | 0 | 3 | 0 | 9 | 0 | 0 |
| 070810 | Welding | 38 | 3 | 0 | 0 | 0 | 1 | 0 | 2 | 0 | 0 | 35 | 5 | 0 | 0 | 6 | 0 | 24 | 0 | 0 |
| 070816 | Computer Specialist | 2 | 0 | 0 | 0 | 0 | 0 | 0 | 0 | 0 | 0 | 2 | 0 | 0 | 0 | 1 | 0 | 1 | 0 | 0 |
| 070847 | Accounting Specialist | 3 | 3 | 0 | 0 | 0 | 1 | 0 | 2 | 0 | 0 | 0 | 0 | 0 | 0 | 0 | 0 | 0 | 0 | 0 |
| 070970 | Advanced Air Conditioning and Heating | 4 | 0 | 0 | 0 | 0 | 0 | 0 | 0 | 0 | 0 | 4 | 1 | 0 | 0 | 0 | 0 | 2 | 0 | 1 |
| 071088 | Medical Record Coding Certificate | 21 | 21 | 0 | 0 | 0 | 7 | 1 | 13 | 0 | 0 | 0 | 0 | 0 | 0 | 0 | 0 | 0 | 0 | 0 |
| 071158 | Automotive Technology | 13 | 1 | 0 | 0 | 0 | 0 | 0 | 1 | 0 | 0 | 12 | 1 | 0 | 0 | 4 | 1 | 6 | 0 | 0 |
| 071159 | Automotive Diagnostic Technology | 5 | 0 | 0 | 0 | 0 | 0 | 0 | 0 | 0 | 0 | 5 | 0 | 0 | 0 | 3 | 0 | 2 | 0 | 0 |
| 071165 | Basic Mechatronics | 25 | 1 | 0 | 0 | 0 | 0 | 0 | 1 | 0 | 0 | 24 | 0 | 0 | 0 | 7 | 0 | 17 | 0 | 0 |
| 071166 | Advanced Mechatronics | 0 | 0 | 0 | 0 | 0 | 0 | 0 | 0 | 0 | 0 | 0 | 0 | 0 | 0 | 0 | 0 | 0 | 0 | 0 |
| 071168 | Advanced Pipe Welding | 11 | 2 | 0 | 0 | 0 | 0 | 0 | 2 | 0 | 0 | 9 | 0 | 0 | 0 | 2 | 0 | 7 | 0 | 0 |
| 071180 | Human Services | 3 | 3 | 0 | 0 | 0 | 3 | 0 | 0 | 0 | 0 | 0 | 0 | 0 | 0 | 0 | 0 | 0 | 0 | 0 |
| 071181 | Massage Therapy | 9 | 7 | 0 | 0 | 0 | 3 | 0 | 4 | 0 | 0 | 2 | 0 | 0 | 0 | 1 | 0 | 1 | 0 | 0 |
| 071237 | Basic Machining and CNC Fundamentals | 7 | 1 | 1 | 0 | 0 | 0 | 0 | 0 | 0 | 0 | 6 | 1 | 0 | 0 | 1 | 1 | 3 | 0 | 0 |
| 071238 | Pharmacy Technician | 6 | 5 | 0 | 0 | 0 | 4 | 0 | 1 | 0 | 0 | 1 | 0 | 0 | 0 | 0 | 0 | 1 | 0 | 0 |
| 071291 | Certified Nursing Assistant | 0 | 0 | 0 | 0 | 0 | 0 | 0 | 0 | 0 | 0 | 0 | 0 | 0 | 0 | 0 | 0 | 0 | 0 | 0 |
| 071292 | Phlebotomy | 0 | 0 | 0 | 0 | 0 | 0 | 0 | 0 | 0 | 0 | 0 | 0 | 0 | 0 | 0 | 0 | 0 | 0 | 0 |

| | Certificates | No. of Students Retained | Female Enrolled | Hispanic/Latino | Am. Indian/Alaska Native | Asian | Black or Afr. Am. | Native Hawaiian/Pac Islander | White | Unknown | 2 or More Races | Male Enrolled | Hispanic/Latino | Am. Indian/Alaska Native | Asian | Black or Afr. Am. | Native Hawaiian/Pac Islander | White | Unknown | 2 or More Races |
|--------|---|---------------------------------|-----------------|-----------------|--------------------------|----------|-------------------|------------------------------|-----------|----------|-----------------|---------------|-----------------|--------------------------|----------|-------------------|------------------------------|-----------|----------|-----------------|
| 071327 | Medical Office Administrative Assistant | 7 | 6 | 0 | 0 | 0 | 2 | 0 | 4 | 0 | 0 | 1 | 1 | 0 | 0 | 0 | 0 | 0 | 0 | 0 |
| 071328 | Cybersecurity | 6 | 0 | 0 | 0 | 0 | 0 | 0 | 0 | 0 | 0 | 6 | 0 | 0 | 1 | 4 | 0 | 1 | 0 | 0 |
| 071349 | Patient Care Technician | 0 | 0 | 0 | 0 | 0 | 0 | 0 | 0 | 0 | 0 | 0 | 0 | 0 | 0 | 0 | 0 | 0 | 0 | 0 |
| 071350 | Entrepreneurship/Small Business | 6 | 2 | 0 | 0 | 0 | 0 | 0 | 1 | 0 | 1 | 4 | 0 | 0 | 0 | 2 | 0 | 2 | 0 | 0 |
| 071351 | Supervision/Leadership Foundations | 0 | 0 | 0 | 0 | 0 | 0 | 0 | 0 | 0 | 0 | 0 | 0 | 0 | 0 | 0 | 0 | 0 | 0 | 0 |
| 071352 | Web Development | 0 | 0 | 0 | 0 | 0 | 0 | 0 | 0 | 0 | 0 | 0 | 0 | 0 | 0 | 0 | 0 | 0 | 0 | 0 |
| 071396 | Human Resources Specialist | 4 | 4 | 0 | 0 | 0 | 1 | 0 | 3 | 0 | 0 | 0 | 0 | 0 | 0 | 0 | 0 | 0 | 0 | 0 |
| 071431 | Logistics and Supply Chain Management | 4 | 1 | 0 | 0 | 0 | 1 | 0 | 0 | 0 | 0 | 3 | 0 | 0 | 0 | 1 | 0 | 2 | 0 | 0 |
| 071432 | Marketing & Sales for Small Business | 4 | 1 | 0 | 0 | 0 | 0 | 0 | 1 | 0 | 0 | 3 | 0 | 0 | 0 | 1 | 1 | 1 | 0 | 0 |
| 074133 | Office Management | 0 | 0 | 0 | 0 | 0 | 0 | 0 | 0 | 0 | 0 | 0 | 0 | 0 | 0 | 0 | 0 | 0 | 0 | 0 |
| 071452 | Pre-Nursing Preparatory | 115 | 103 | 3 | 0 | 3 | 51 | 1 | 44 | 0 | 1 | 12 | 0 | 0 | 0 | 3 | 1 | 7 | 0 | 1 |
| | Certificates Totals | 326 | 180 | 5 | 0 | 4 | 81 | 2 | 85 | 0 | 3 | 146 | 10 | 0 | 1 | 39 | 4 | 90 | 0 | 2 |

| | Career Development | No. of Students Retained | Female Enrolled | Hispanic/Latino | Am. Indian/Alaska Native | Asian | Black or Afr. Am. | Native Hawaiian/Pac Islander | White | Unknown | 2 or More Races | Male Enrolled | Hispanic/Latino | Am. Indian/Alaska Native | Asian | Black or Afr. Am. | Native Hawaiian/Pac Islander | White | Unknown | 2 or More Races |
|--------|----------------------------------|---------------------------------|-----------------|-----------------|--------------------------|-----------|-------------------|------------------------------|------------|----------|-----------------|---------------|-----------------|--------------------------|----------|-------------------|------------------------------|------------|----------|-----------------|
| | CAREER DEVELOPMENT | | | | | | | | | | | | | | | | | | | |
| 006100 | Career Development Totals | 11 | 9 | 1 | 0 | 0 | 3 | 0 | 3 | 0 | 2 | 2 | 0 | 0 | 0 | 1 | 0 | 1 | 0 | 0 |
| | | No. of Students Retained | Female Enrolled | Hispanic/Latino | Indian/Alaska Native | Asian | Black or Afr. Am. | Hawaiian/Pac Islander | White | Unknown | 2 or More Races | Male Enrolled | Hispanic/Latino | Indian/Alaska Native | Asian | Black or Afr. Am. | Hawaiian/Pac Islander | White | Unknown | 2 or More Races |
| | Totals | 1436 | 964 | 54 | 1 | 13 | 408 | 7 | 465 | 2 | 14 | 472 | 24 | 0 | 3 | 137 | 9 | 288 | 3 | 8 |

EDSS ST ENR 115ES Fall 2021 retained Spring 2022, excludes High School Students taking college courses

Central Carolina Technical College
Student Retention by Program, Gender & Status
2021 Fall Open to 2022 Spring Open

| | Enrollment Status | | | | Registration Status | | | | | Enrollment Status | | | | Registration Status | | | |
|--------------------------------------|--------------------------|-----------------|------------|------------|---------------------|---------------------|-----------|---------------------|-----------|-------------------|------------|------------|------------|---------------------|-----------|---------------------|-----------|
| | No. of Students Retained | Female | | | | | | | | Male | | | | | | | |
| | | Female Enrolled | Full-time | Part-time | Continuing | First Time Freshman | Readmit | First Time Transfer | Transient | Male Enrolled | Full-time | Part-time | Continuing | First Time Freshman | Readmit | First Time Transfer | Transient |
| Associate Degrees | | | | | | | | | | | | | | | | | |
| Accounting | 47 | 38 | 17 | 21 | 26 | 8 | 4 | 0 | 0 | 9 | 4 | 5 | 6 | 3 | 0 | 0 | 0 |
| Administrative Office Technology | 7 | 7 | 2 | 5 | 7 | 0 | 0 | 0 | 0 | 0 | 0 | 0 | 0 | 0 | 0 | 0 | 0 |
| Management | 77 | 46 | 24 | 22 | 35 | 7 | 3 | 1 | 0 | 31 | 19 | 12 | 18 | 12 | 0 | 1 | 0 |
| Computer Technology | 77 | 25 | 11 | 14 | 18 | 5 | 2 | 0 | 0 | 52 | 25 | 27 | 36 | 13 | 2 | 1 | 0 |
| Nursing (Adn) | 167 | 150 | 5 | 145 | 141 | 0 | 5 | 4 | 0 | 17 | 1 | 16 | 16 | 0 | 1 | 0 | 0 |
| Engineering Graphics Design | 32 | 12 | 8 | 4 | 8 | 2 | 1 | 1 | 0 | 20 | 12 | 8 | 12 | 7 | 1 | 0 | 0 |
| General Technology | 61 | 5 | 3 | 2 | 5 | 0 | 0 | 0 | 0 | 56 | 40 | 16 | 50 | 4 | 1 | 1 | 0 |
| Environmental Engineering Technology | 11 | 4 | 0 | 4 | 4 | 0 | 0 | 0 | 0 | 7 | 5 | 2 | 6 | 0 | 1 | 0 | 0 |
| Natural Resources Management | 22 | 7 | 4 | 3 | 4 | 2 | 1 | 0 | 0 | 15 | 10 | 5 | 10 | 4 | 0 | 1 | 0 |
| Human Services | 46 | 41 | 14 | 27 | 26 | 6 | 8 | 1 | 0 | 5 | 2 | 3 | 4 | 1 | 0 | 0 | 0 |
| Criminal Justice Technology | 26 | 20 | 8 | 12 | 11 | 4 | 4 | 1 | 0 | 6 | 3 | 3 | 4 | 2 | 0 | 0 | 0 |
| Early Care And Education | 44 | 41 | 16 | 25 | 25 | 9 | 5 | 2 | 0 | 3 | 2 | 1 | 1 | 2 | 0 | 0 | 0 |
| Paralegal | 14 | 11 | 6 | 5 | 8 | 1 | 2 | 0 | 0 | 3 | 1 | 2 | 3 | 0 | 0 | 0 | 0 |
| Associate In Arts | 361 | 289 | 92 | 197 | 189 | 57 | 34 | 9 | 0 | 72 | 33 | 39 | 48 | 18 | 4 | 2 | 0 |
| Associate In Science | 78 | 50 | 28 | 22 | 30 | 17 | 2 | 1 | 0 | 28 | 17 | 11 | 12 | 10 | 5 | 1 | 0 |
| Associate Totals | 1070 | 746 | 238 | 508 | 537 | 118 | 71 | 20 | 0 | 324 | 174 | 150 | 226 | 76 | 15 | 7 | 0 |
| Diplomas | | | | | | | | | | | | | | | | | |
| Administrative Support | 0 | 0 | 0 | 0 | 0 | 0 | 0 | 0 | 0 | 0 | 0 | 0 | 0 | 0 | 0 | 0 | 0 |
| Surgical Technology | 16 | 16 | 5 | 11 | 15 | 0 | 1 | 0 | 0 | 0 | 0 | 0 | 0 | 0 | 0 | 0 | 0 |
| Medical Assisting | 13 | 13 | 9 | 4 | 12 | 0 | 1 | 0 | 0 | 0 | 0 | 0 | 0 | 0 | 0 | 0 | 0 |
| Early Childhood Development | 0 | 0 | 0 | 0 | 0 | 0 | 0 | 0 | 0 | 0 | 0 | 0 | 0 | 0 | 0 | 0 | 0 |
| Diploma Totals | 29 | 29 | 14 | 15 | 27 | 0 | 2 | 0 | 0 | 0 | 0 | 0 | 0 | 0 | 0 | 0 | 0 |

| Certificates | No. of Students Retained | Female Enrolled | Full-time | Part-time | Continuing | First Time Freshman | Readmit | First Time Transfer | Transient | Male Enrolled | Full-time | Part-time | Continuing | First Time Freshman | Readmit | First Time Transfer | Transient |
|---------------------------------------|---------------------------------|------------------------|------------------|------------------|-------------------|----------------------------|----------------|----------------------------|------------------|----------------------|------------------|------------------|-------------------|----------------------------|----------------|----------------------------|------------------|
| Internetworking | 0 | 0 | 0 | 0 | 0 | 0 | 0 | 0 | 0 | 0 | 0 | 0 | 0 | 0 | 0 | 0 | 0 |
| General Education | 0 | 0 | 0 | 0 | 0 | 0 | 0 | 0 | 0 | 0 | 0 | 0 | 0 | 0 | 0 | 0 | 0 |
| Infant and Toddler Care | 1 | 1 | 0 | 1 | 0 | 1 | 0 | 0 | 0 | 0 | 0 | 0 | 0 | 0 | 0 | 0 | 0 |
| Water Operator | 3 | 1 | 0 | 1 | 1 | 0 | 0 | 0 | 0 | 2 | 0 | 2 | 1 | 1 | 0 | 0 | 0 |
| Wastewater Operator | 2 | 0 | 0 | 0 | 0 | 0 | 0 | 0 | 0 | 2 | 0 | 2 | 1 | 0 | 0 | 1 | 0 |
| Environmental Health and Safety | 0 | 0 | 0 | 0 | 0 | 0 | 0 | 0 | 0 | 0 | 0 | 0 | 0 | 0 | 0 | 0 | 0 |
| Gerontology | 2 | 2 | 0 | 2 | 2 | 0 | 0 | 0 | 0 | 0 | 0 | 0 | 0 | 0 | 0 | 0 | 0 |
| Advanced CNC | 0 | 0 | 0 | 0 | 0 | 0 | 0 | 0 | 0 | 0 | 0 | 0 | 0 | 0 | 0 | 0 | 0 |
| Inpatient Medical Coding | 6 | 6 | 1 | 5 | 5 | 0 | 1 | 0 | 0 | 0 | 0 | 0 | 0 | 0 | 0 | 0 | 0 |
| Early Childhood Development | 1 | 1 | 0 | 1 | 0 | 1 | 0 | 0 | 0 | 0 | 0 | 0 | 0 | 0 | 0 | 0 | 0 |
| Child Care Assistant | 1 | 1 | 0 | 1 | 0 | 1 | 0 | 0 | 0 | 0 | 0 | 0 | 0 | 0 | 0 | 0 | 0 |
| Information Processing | 2 | 2 | 1 | 1 | 0 | 1 | 1 | 0 | 0 | 0 | 0 | 0 | 0 | 0 | 0 | 0 | 0 |
| Early Childhood Development | 1 | 1 | 0 | 1 | 0 | 0 | 1 | 0 | 0 | 0 | 0 | 0 | 0 | 0 | 0 | 0 | 0 |
| Basic Air Conditioning And Heating | 14 | 1 | 1 | 0 | 0 | 0 | 1 | 0 | 0 | 13 | 12 | 1 | 4 | 7 | 1 | 1 | 0 |
| Welding | 38 | 3 | 2 | 1 | 1 | 2 | 0 | 0 | 0 | 35 | 20 | 15 | 12 | 20 | 3 | 0 | 0 |
| Computer Specialist | 2 | 0 | 0 | 0 | 0 | 0 | 0 | 0 | 0 | 2 | 0 | 2 | 2 | 0 | 0 | 0 | 0 |
| Accounting Specialist | 3 | 3 | 1 | 2 | 2 | 0 | 1 | 0 | 0 | 0 | 0 | 0 | 0 | 0 | 0 | 0 | 0 |
| Advanced Air Conditioning and Heating | 4 | 0 | 0 | 0 | 0 | 0 | 0 | 0 | 0 | 4 | 0 | 4 | 4 | 0 | 0 | 0 | 0 |
| Medical Record Coding Certificate | 21 | 21 | 6 | 15 | 13 | 2 | 5 | 1 | 0 | 0 | 0 | 0 | 0 | 0 | 0 | 0 | 0 |
| Automotive Technology | 13 | 1 | 1 | 0 | 0 | 1 | 0 | 0 | 0 | 12 | 7 | 5 | 1 | 9 | 2 | 0 | 0 |
| Automotive Diagnostic Technology | 5 | 0 | 0 | 0 | 0 | 0 | 0 | 0 | 0 | 5 | 1 | 4 | 4 | 1 | 0 | 0 | 0 |
| Basic Mechatronics | 25 | 1 | 0 | 1 | 1 | 0 | 0 | 0 | 0 | 24 | 14 | 10 | 8 | 12 | 3 | 1 | 0 |
| Advanced Mechatronics | 0 | 0 | 0 | 0 | 0 | 0 | 0 | 0 | 0 | 0 | 0 | 0 | 0 | 0 | 0 | 0 | 0 |
| Advanced Pipe Welding | 11 | 2 | 2 | 0 | 2 | 0 | 0 | 0 | 0 | 9 | 9 | 0 | 8 | 1 | 0 | 0 | 0 |
| Human Services | 3 | 3 | 0 | 3 | 1 | 2 | 0 | 0 | 0 | 0 | 0 | 0 | 0 | 0 | 0 | 0 | 0 |
| 071181 Massage Therapy | 9 | 7 | 0 | 7 | 4 | 1 | 1 | 1 | 0 | 2 | 0 | 2 | 0 | 0 | 2 | 0 | 0 |
| Basic Machining and CNC Fundamentals | 7 | 1 | 1 | 0 | 0 | 1 | 0 | 0 | 0 | 6 | 2 | 4 | 0 | 4 | 2 | 0 | 0 |

| Certificates | No. of Students Retained | Female Enrolled | Full-time | Part-time | Continuing | First Time Freshman | Readmit | First Time Transfer | Transient | Male Enrolled | Full-time | Part-time | Continuing | First Time Freshman | Readmit | First Time Transfer | Transient |
|---|---------------------------------|-----------------|------------|------------|------------|---------------------|-----------|---------------------|-----------|---------------|------------|------------|------------|---------------------|-----------|---------------------|-----------|
| Pharmacy Technician | 6 | 5 | 3 | 2 | 5 | 0 | 0 | 0 | 0 | 1 | 1 | 0 | 0 | 1 | 0 | 0 | 0 |
| Certified Nursing Assistant | 0 | 0 | 0 | 0 | 0 | 0 | 0 | 0 | 0 | 0 | 0 | 0 | 0 | 0 | 0 | 0 | 0 |
| Phlebotomy | 0 | 0 | 0 | 0 | 0 | 0 | 0 | 0 | 0 | 0 | 0 | 0 | 0 | 0 | 0 | 0 | 0 |
| Medical Office Administrative Assistant | 7 | 6 | 1 | 5 | 4 | 1 | 1 | 0 | 0 | 1 | 1 | 0 | 0 | 1 | 0 | 0 | 0 |
| Cybersecurity | 6 | 0 | 0 | 0 | 0 | 0 | 0 | 0 | 0 | 6 | 1 | 5 | 2 | 4 | 0 | 0 | 0 |
| Patient Care Technician | 0 | 0 | 0 | 0 | 0 | 0 | 0 | 0 | 0 | 0 | 0 | 0 | 0 | 0 | 0 | 0 | 0 |
| Entrepreneursip/Small Business | 6 | 2 | 1 | 1 | 0 | 2 | 0 | 0 | 0 | 4 | 2 | 2 | 2 | 2 | 0 | 0 | 0 |
| Supervision /Leadership Foundations | 0 | 0 | 0 | 0 | 0 | 0 | 0 | 0 | 0 | 0 | 0 | 0 | 0 | 0 | 0 | 0 | 0 |
| Web Development | 0 | 0 | 0 | 0 | 0 | 0 | 0 | 0 | 0 | 0 | 0 | 0 | 0 | 0 | 0 | 0 | 0 |
| Human Resources Specialist | 4 | 4 | 1 | 3 | 3 | 1 | 0 | 0 | 0 | 0 | 0 | 0 | 0 | 0 | 0 | 0 | 0 |
| Logistics and Supply Chain Management | 4 | 1 | 0 | 1 | 1 | 0 | 0 | 0 | 0 | 3 | 1 | 2 | 2 | 0 | 1 | 0 | 0 |
| Marketing & Sales for Small | 4 | 1 | 1 | 0 | 1 | 0 | 0 | 0 | 0 | 3 | 0 | 3 | 1 | 1 | 1 | 0 | 0 |
| Office Management | 0 | 0 | 0 | 0 | 0 | 0 | 0 | 0 | 0 | 0 | 0 | 0 | 0 | 0 | 0 | 0 | 0 |
| Pre-Nursing Preparatory | 115 | 103 | 40 | 63 | 47 | 46 | 7 | 3 | 0 | 12 | 6 | 6 | 3 | 9 | 0 | 0 | 0 |
| Certificates Totals | 326 | 180 | 63 | 117 | 93 | 63 | 19 | 5 | 0 | 146 | 77 | 69 | 55 | 73 | 15 | 3 | 0 |
| | | | | | | | | | | | | | | | | | |
| Career Development | No. of Students Retained | Female Enrolled | Full-time | Part-time | Continuing | First Time Freshman | Readmit | First Time Transfer | Transient | Male Enrolled | Full-time | Part-time | Continuing | First Time Freshman | Readmit | First Time Transfer | Transient |
| CAREER DEVELOPMENT | 11 | 9 | 0 | 9 | 1 | 0 | 0 | 2 | 4 | 154 | 0 | 2 | 0 | 0 | 0 | 0 | 1 |
| | | | | | | | | | | | | | | | | | |
| Totals | 1436 | 964 | 315 | 649 | 658 | 181 | 92 | 27 | 4 | 624 | 251 | 221 | 281 | 149 | 30 | 10 | 1 |

EDSS ST ENR 115FS Fall 2021 retained Spring 2022, excludes High School Students taking college courses

Central Carolina Technical College
Student Retention by Program
 (Excludes high school students taking college courses.)
Fall 2020 Open to Spring 2021 Open

| | | No. of Students Enrolled Fall 2020 Open | | No. of Students Enrolled Spring 2021 Open | | Retention Rates |
|--------|--------------------------------------|---|--|---|--|-----------------|
| | Associate Degrees | | | | | |
| 035002 | Accounting | 49 | | 39 | | 80% |
| 035007 | Administrative Office Technology | 16 | | 14 | | 88% |
| 035030 | Management | 108 | | 72 | | 67% |
| 035104 | Computer Technology | 88 | | 66 | | 75% |
| 035208 | Nursing (Adn) | 176 | | 156 | | 89% |
| 035307 | Engineering Graphics Design | 58 | | 47 | | 81% |
| 035318 | General Technology | 64 | | 55 | | 86% |
| 035408 | Environmental Engineering Technology | 23 | | 18 | | 78% |
| 035426 | Natural Resources Management | 27 | | 24 | | 89% |
| 035501 | Human Services | 73 | | 54 | | 74% |
| 035505 | Criminal Justice Technology | 39 | | 24 | | 62% |
| 035508 | Early Care And Education | 61 | | 42 | | 69% |
| 035520 | Paralegal | 25 | | 20 | | 80% |
| 045600 | Associate In Arts | 614 | | 386 | | 63% |
| 055600 | Associate In Science | 138 | | 88 | | 64% |
| | Associate Total | 1559 | | 1105 | | 71% |
| | | | | | | |
| | Diplomas | | | | | |
| | | No. of Students Enrolled Fall 2020 Open | | No. of Students Enrolled Spring 2021 Open | | Retention Rates |
| 015041 | Administrative Support | 0 | | 0 | | - |
| 015211 | Surgical Technology | 19 | | 13 | | 68% |
| 015214 | Medical Assisting | 27 | | 21 | | 78% |
| 015508 | Early Childhood Development | 0 | | 0 | | - |
| | Diploma Total | 46 | | 34 | | 74% |
| | | | | | | |
| | Certificates | | | | | |
| | | No. of Students Enrolled Fall 2020 Open | | No. of Students Enrolled Spring 2021 Open | | Retention Rates |
| 060649 | Internetworking | 0 | | 0 | | - |
| 060799 | General Education | 0 | | 0 | | - |
| 060862 | Infant and Toddler Care | 0 | | 0 | | - |
| 060944 | Water Operator | 0 | | 0 | | - |
| 060945 | Wastewater Operator | 3 | | 1 | | 33% |
| 061023 | Environmental Health and Safety | 2 | | 2 | | 100% |
| 061037 | Gerontology | 4 | | 3 | | 75% |

| | | | | | | |
|--------|---|--|--|--|--|------------------------|
| 061043 | Advanced CNC | 3 | | 3 | | 100% |
| 061184 | Advanced Medical Coding | 16 | | 14 | | 88% |
| 061199 | Applications Specialist | 3 | | 2 | | 67% |
| 061200 | Child Care Assistant | 0 | | 0 | | - |
| 070191 | Early Childhood Development | 2 | | 1 | | 50% |
| 070261 | Information Processing | 1 | | 0 | | 0% |
| 070808 | Basic Air Conditioning And Heating | 13 | | 9 | | 69% |
| 070810 | Welding | 32 | | 27 | | 84% |
| 070816 | Computer Specialist | 6 | | 4 | | 67% |
| 070847 | Accounting Specialist | 9 | | 5 | | 56% |
| 070970 | Advanced Air Conditioning and Heating | 2 | | 1 | | 0% |
| 071088 | Medical Record Coding Certificate | 24 | | 19 | | 79% |
| 071158 | Automotive Technology | 9 | | 7 | | 78% |
| 071159 | Automotive Diagnostic Technology | 8 | | 6 | | 0% |
| 071165 | Basic Mechatronics | 32 | | 23 | | 72% |
| 071166 | Advanced Mechatronics | 1 | | 1 | | 100% |
| 071168 | Advanced Pipe Welding | 16 | | 13 | | 81% |
| 071180 | Human Services | 3 | | 2 | | 67% |
| 071181 | Massage Therapy | 16 | | 8 | | 50% |
| 071237 | Basic Machining and CNC | 4 | | 3 | | 75% |
| 071238 | Pharmacy Technician | 7 | | 5 | | 71% |
| 071291 | Certified Nursing Assistant | 0 | | 0 | | - |
| 071292 | Phlebotomy | 0 | | 0 | | - |
| 071327 | Medical Office Administrative Assistant | 4 | | 4 | | 100% |
| 071328 | Cybersecurity | 8 | | 5 | | 63% |
| 071349 | Patient Care Technician | 0 | | 0 | | - |
| 071350 | Entrepreneurship/Small Business | 16 | | 9 | | 56% |
| 071351 | Supervision/Leadership Foundations | 3 | | 2 | | 67% |
| 071352 | Web Development | 0 | | 0 | | - |
| 071396 | Human Resources Specialist | 3 | | 2 | | 67% |
| 071431 | Logistics & Supply Chain Management | 6 | | 4 | | 67% |
| 071432 | Marketing & Sales for Small Business | 4 | | 2 | | 50% |
| 071433 | Office Management | 4 | | 3 | | 75% |
| 071452 | Pre-Nursing Preparatory | 148 | | 102 | | 69% |
| | Certificates Total | 412 | | 292 | | 71% |
| | | | | | | |
| | | No. of Students Enrolled Fall 2020 Open | | No. of Students Enrolled Spring 2021 Open | | Retention Rates |
| 006100 | CAREER DEVELOPMENT | 32 | | 9 | | 28% |
| | Career Development Total | 32 | | 9 | | 28% |
| | | 2049 | | 1440 | | 70% |

Source: EDSS ST ENR 115FS Fall 2020 retained Spring 2021, excludes High School Students taking college courses

Central Carolina Technical College
Student Retention by Program, Gender & Ethnicity (Excludes high school students taking college courses.)
2020 Fall Open to 2021 Spring Open

| Code | Associate Degrees | No. of Students Retained | Female Enrollment By Ethnicity | | | | | | | | | Male Enrollment By Ethnicity | | | | | | | | |
|--------|--------------------------------------|--------------------------|--------------------------------|-----------------|--------------------------|-----------|-------------------|------------------------------|------------|----------|-----------------|------------------------------|-----------------|--------------------------|----------|-------------------|------------------------------|------------|----------|-----------------|
| | | | Female Enrolled | Hispanic/Latino | Am. Indian/Alaska Native | Asian | Black or Afr. Am. | Native Hawaiian/Pac Islander | White | Unknown | 2 or More Races | Male Enrolled | Hispanic/Latino | Am. Indian/Alaska Native | Asian | Black or Afr. Am. | Native Hawaiian/Pac Islander | White | Unknown | 2 or More Races |
| 035002 | Accounting | 39 | 31 | 0 | 0 | 0 | 14 | 0 | 17 | 0 | 0 | 8 | 1 | 0 | 0 | 3 | 0 | 4 | 0 | 0 |
| 035007 | Administrative Office Technology | 14 | 13 | 2 | 0 | 0 | 7 | 0 | 4 | 0 | 0 | 1 | 0 | 0 | 0 | 1 | 0 | 0 | 0 | 0 |
| 035030 | Management | 72 | 45 | 2 | 0 | 0 | 29 | 0 | 14 | 0 | 0 | 27 | 1 | 0 | 0 | 13 | 0 | 11 | 0 | 2 |
| 035104 | Computer Technology | 66 | 15 | 0 | 0 | 0 | 9 | 0 | 6 | 0 | 0 | 51 | 2 | 0 | 1 | 18 | 0 | 26 | 2 | 2 |
| 035208 | Nursing (Adn) | 156 | 143 | 5 | 0 | 4 | 52 | 0 | 77 | 1 | 4 | 13 | 1 | 0 | 0 | 3 | 0 | 8 | 0 | 1 |
| 035307 | Engineering Graphics Design | 47 | 14 | 0 | 0 | 1 | 4 | 0 | 9 | 0 | 0 | 33 | 1 | 0 | 0 | 12 | 0 | 20 | 0 | 0 |
| 035318 | General Technology | 55 | 2 | 0 | 0 | 0 | 0 | 0 | 2 | 0 | 0 | 53 | 1 | 0 | 0 | 16 | 0 | 35 | 0 | 1 |
| 035408 | Environmental Engineering Technology | 18 | 4 | 1 | 0 | 0 | 0 | 0 | 3 | 0 | 0 | 14 | 0 | 0 | 0 | 5 | 0 | 9 | 0 | 0 |
| 035426 | Natural Resources Management | 24 | 9 | 0 | 0 | 0 | 0 | 0 | 9 | 0 | 0 | 15 | 0 | 0 | 1 | 0 | 0 | 14 | 0 | 0 |
| 035501 | Human Services | 54 | 50 | 1 | 0 | 0 | 34 | 0 | 15 | 0 | 0 | 4 | 0 | 0 | 0 | 3 | 0 | 1 | 0 | 0 |
| 035505 | Criminal Justice Technology | 24 | 17 | 0 | 0 | 1 | 9 | 0 | 7 | 0 | 0 | 7 | 0 | 0 | 0 | 1 | 0 | 5 | 1 | 0 |
| 035508 | Early Care And Education | 42 | 40 | 3 | 1 | 0 | 17 | 0 | 18 | 0 | 1 | 2 | 1 | 0 | 0 | 0 | 0 | 1 | 0 | 0 |
| 035520 | Paralegal | 20 | 16 | 0 | 0 | 0 | 5 | 0 | 11 | 0 | 0 | 4 | 0 | 0 | 0 | 2 | 0 | 2 | 0 | 0 |
| 045600 | Associate In Arts | 386 | 331 | 14 | 0 | 3 | 135 | 1 | 163 | 5 | 10 | 55 | 2 | 0 | 0 | 18 | 0 | 33 | 0 | 2 |
| 055600 | Associate In Science | 88 | 55 | 4 | 0 | 2 | 18 | 0 | 29 | 0 | 2 | 33 | 3 | 0 | 0 | 7 | 2 | 20 | 0 | 1 |
| | Associate Totals | 1105 | 785 | 32 | 1 | 11 | 333 | 1 | 384 | 6 | 17 | 320 | 13 | 0 | 2 | 102 | 2 | 189 | 3 | 9 |
| | Diplomas | No. of Students Retained | Female Enrolled | Hispanic/Latino | Am. Indian/Alaska Native | Asian | Black or Afr. Am. | Native Hawaiian/Pac Islander | White | Unknown | 2 or More Races | Male Enrolled | Hispanic/Latino | Am. Indian/Alaska Native | Asian | Black or Afr. Am. | Native Hawaiian/Pac Islander | White | Unknown | 2 or More Races |
| 015041 | Administrative Support | 0 | 0 | 0 | 0 | 0 | 0 | 0 | 0 | 0 | 0 | 0 | 0 | 0 | 0 | 0 | 0 | 0 | 0 | 0 |
| 015211 | Surgical Technology | 13 | 12 | 1 | 0 | 1 | 0 | 0 | 10 | 0 | 0 | 1 | 1 | 0 | 0 | 0 | 0 | 0 | 0 | 0 |
| 015214 | Medical Assisting | 21 | 21 | 1 | 0 | 0 | 15 | 0 | 5 | 0 | 0 | 0 | 0 | 0 | 0 | 0 | 0 | 0 | 0 | 0 |
| 015508 | Early Childhood Development | 0 | 0 | 0 | 0 | 0 | 0 | 0 | 0 | 0 | 0 | 0 | 0 | 0 | 0 | 0 | 0 | 0 | 0 | 0 |
| | Diploma Totals | 34 | 33 | 2 | 0 | 1 | 15 | 0 | 15 | 0 | 0 | 1 | 1 | 0 | 0 | 0 | 0 | 0 | 0 | 0 |

| | Certificates | No. of Students Retained | Female Enrolled | Hispanic/Latino | Am. Indian/Alaska Native | Asian | Black or Afr. Am. | Native Hawaiian/Pac Islander | White | Unknown | 2 or More Races | Male Enrolled | Hispanic/Latino | Am. Indian/Alaska Native | Asian | Black or Afr. Am. | Native Hawaiian/Pac Islander | White | Unknown | 2 or More Races |
|--------|---------------------------------------|---------------------------------|-----------------|-----------------|--------------------------|-------|-------------------|------------------------------|-------|---------|-----------------|---------------|-----------------|--------------------------|-------|-------------------|------------------------------|-------|---------|-----------------|
| 060649 | Internetworking | 0 | 0 | 0 | 0 | 0 | 0 | 0 | 0 | 0 | 0 | 0 | 0 | 0 | 0 | 0 | 0 | 0 | 0 | 0 |
| 060799 | General Education | 0 | 0 | 0 | 0 | 0 | 0 | 0 | 0 | 0 | 0 | 0 | 0 | 0 | 0 | 0 | 0 | 0 | 0 | 0 |
| 060862 | Infant and Toddler Care | 0 | 0 | 0 | 0 | 0 | 0 | 0 | 0 | 0 | 0 | 0 | 0 | 0 | 0 | 0 | 0 | 0 | 0 | 0 |
| 060944 | Water Operator | 0 | 0 | 0 | 0 | 0 | 0 | 0 | 0 | 0 | 0 | 0 | 0 | 0 | 0 | 0 | 0 | 0 | 0 | 0 |
| 060945 | Wastewater Operator | 1 | 1 | 0 | 0 | 0 | 0 | 0 | 0 | 0 | 1 | 0 | 0 | 0 | 0 | 0 | 0 | 0 | 0 | 0 |
| 061023 | Environmental Health and Safety | 2 | 2 | 0 | 0 | 0 | 2 | 0 | 0 | 0 | 0 | 0 | 0 | 0 | 0 | 0 | 0 | 0 | 0 | 0 |
| 061037 | Gerontology | 3 | 3 | 0 | 0 | 0 | 1 | 0 | 2 | 0 | 0 | 0 | 0 | 0 | 0 | 0 | 0 | 0 | 0 | 0 |
| 061043 | Advanced CNC | 3 | 2 | 0 | 0 | 0 | 0 | 0 | 2 | 0 | 0 | 1 | 0 | 0 | 0 | 0 | 0 | 1 | 0 | 0 |
| 061184 | Inpatient Medical Coding | 14 | 14 | 0 | 0 | 0 | 8 | 0 | 5 | 0 | 1 | 0 | 0 | 0 | 0 | 0 | 0 | 0 | 0 | 0 |
| 061199 | Applications Specialist | 2 | 2 | 0 | 0 | 0 | 2 | 0 | 0 | 0 | 0 | 0 | 0 | 0 | 0 | 0 | 0 | 0 | 0 | 0 |
| 061200 | Child Care Assistant | 0 | 0 | 0 | 0 | 0 | 0 | 0 | 0 | 0 | 0 | 0 | 0 | 0 | 0 | 0 | 0 | 0 | 0 | 0 |
| 070191 | Early Childhood Development | 1 | 1 | 0 | 0 | 0 | 0 | 0 | 1 | 0 | 0 | 0 | 0 | 0 | 0 | 0 | 0 | 0 | 0 | 0 |
| 070261 | Information Processing | 0 | 0 | 0 | 0 | 0 | 0 | 0 | 0 | 0 | 0 | 0 | 0 | 0 | 0 | 0 | 0 | 0 | 0 | 0 |
| 070808 | Basic Air Conditioning And Heating | 9 | 0 | 0 | 0 | 0 | 0 | 0 | 0 | 0 | 0 | 9 | 1 | 0 | 0 | 1 | 0 | 6 | 0 | 1 |
| 070810 | Welding | 27 | 2 | 0 | 0 | 0 | 1 | 0 | 1 | 0 | 0 | 25 | 0 | 0 | 1 | 10 | 0 | 14 | 0 | 0 |
| 070816 | Computer Specialist | 4 | 2 | 0 | 0 | 0 | 1 | 0 | 1 | 0 | 0 | 2 | 0 | 0 | 0 | 1 | 0 | 1 | 0 | 0 |
| 070847 | Accounting Specialist | 5 | 5 | 0 | 0 | 0 | 2 | 0 | 2 | 0 | 1 | 0 | 0 | 0 | 0 | 0 | 0 | 0 | 0 | 0 |
| 070970 | Advanced Air Conditioning and Heating | 1 | 0 | 0 | 0 | 0 | 0 | 0 | 0 | 0 | 0 | 1 | 0 | 0 | 0 | 0 | 0 | 1 | 0 | 0 |
| 071088 | Medical Record Coding Certificate | 19 | 19 | 1 | 0 | 0 | 8 | 0 | 9 | 1 | 0 | 0 | 0 | 0 | 0 | 0 | 0 | 0 | 0 | 0 |
| 071158 | Automotive Technology | 7 | 1 | 0 | 0 | 0 | 1 | 0 | 0 | 0 | 0 | 6 | 1 | 0 | 1 | 2 | 0 | 2 | 0 | 0 |
| 071159 | Automotive Diagnostic Technology | 6 | 0 | 0 | 0 | 0 | 0 | 0 | 0 | 0 | 0 | 6 | 0 | 0 | 0 | 3 | 0 | 3 | 0 | 0 |
| 071165 | Basic Mechatronics | 23 | 3 | 1 | 0 | 0 | 0 | 0 | 2 | 0 | 0 | 20 | 1 | 0 | 0 | 1 | 1 | 14 | 3 | 0 |
| 071166 | Advanced Mechatronics | 1 | 0 | 0 | 0 | 0 | 0 | 0 | 0 | 0 | 0 | 1 | 0 | 0 | 1 | 0 | 0 | 0 | 0 | 0 |
| 071168 | Advanced Pipe Welding | 13 | 1 | 0 | 0 | 0 | 1 | 0 | 0 | 0 | 0 | 12 | 2 | 0 | 0 | 3 | 0 | 6 | 0 | 1 |
| 071180 | Human Services | 2 | 1 | 0 | 0 | 0 | 1 | 0 | 0 | 0 | 0 | 1 | 0 | 0 | 0 | 0 | 0 | 1 | 0 | 0 |
| 071181 | Massage Therapy | 8 | 8 | 0 | 0 | 0 | 5 | 0 | 3 | 0 | 0 | 0 | 0 | 0 | 0 | 0 | 0 | 0 | 0 | 0 |
| 071237 | Basic Machining and CNC Fundamentals | 3 | 0 | 0 | 0 | 0 | 0 | 0 | 0 | 0 | 0 | 3 | 0 | 0 | 0 | 0 | 0 | 3 | 0 | 0 |
| 071238 | Pharmacy Technician | 5 | 4 | 0 | 0 | 0 | 2 | 0 | 2 | 0 | 0 | 1 | 0 | 0 | 0 | 1 | 0 | 0 | 0 | 0 |
| 071291 | Certified Nursing Assistant | 0 | 0 | 0 | 0 | 0 | 0 | 0 | 0 | 0 | 0 | 0 | 0 | 0 | 0 | 0 | 0 | 0 | 0 | 0 |
| 071292 | Phlebotomy | 0 | 0 | 0 | 0 | 0 | 0 | 0 | 0 | 0 | 0 | 0 | 0 | 0 | 0 | 0 | 0 | 0 | 0 | 0 |

| | Certificates | No. of Students Retained | Female Enrolled | Hispanic/Latino | Am. Indian/Alaska Native | Asian | Black or Afr. Am. | Native Hawaiian/Pac Islander | White | Unknown | 2 or More Races | Male Enrolled | Hispanic/Latino | Am. Indian/Alaska Native | Asian | Black or Afr. Am. | Native Hawaiian/Pac Islander | White | Unknown | 2 or More Races |
|--------|---|---------------------------------|-----------------|-----------------|--------------------------|----------|-------------------|------------------------------|-----------|----------|-----------------|---------------|-----------------|--------------------------|----------|-------------------|------------------------------|-----------|----------|-----------------|
| 071327 | Medical Office Administrative Assistant | 4 | 4 | 0 | 0 | 0 | 3 | 0 | 1 | 0 | 0 | 0 | 0 | 0 | 0 | 0 | 0 | 0 | 0 | 0 |
| 071328 | Cybersecurity | 5 | 1 | 0 | 0 | 0 | 1 | 0 | 0 | 0 | 0 | 4 | 1 | 0 | 0 | 2 | 0 | 1 | 0 | 0 |
| 071349 | Patient Care Technician | 0 | 0 | 0 | 0 | 0 | 0 | 0 | 0 | 0 | 0 | 0 | 0 | 0 | 0 | 0 | 0 | 0 | 0 | 0 |
| 071350 | Entrepreneurship/Small Business | 9 | 8 | 1 | 0 | 0 | 6 | 0 | 1 | 0 | 0 | 1 | 0 | 0 | 0 | 0 | 0 | 1 | 0 | 0 |
| 071351 | Supervision/Leadership Foundations | 2 | 1 | 0 | 0 | 0 | 1 | 0 | 0 | 0 | 0 | 1 | 0 | 0 | 0 | 1 | 0 | 0 | 0 | 0 |
| 071352 | Web Development | 0 | 0 | 0 | 0 | 0 | 0 | 0 | 0 | 0 | 0 | 0 | 0 | 0 | 0 | 0 | 0 | 0 | 0 | 0 |
| 071396 | Human Resources Specialist | 2 | 2 | 0 | 0 | 0 | 2 | 0 | 0 | 0 | 0 | 0 | 0 | 0 | 0 | 0 | 0 | 0 | 0 | 0 |
| 071431 | Logistics and Supply Chain Management | 4 | 4 | 0 | 0 | 0 | 0 | 0 | 3 | 0 | 1 | 0 | 0 | 0 | 0 | 0 | 0 | 0 | 0 | 0 |
| 071432 | Marketing & Sales for Small Business | 2 | 2 | 0 | 0 | 0 | 0 | 0 | 1 | 1 | 0 | 0 | 0 | 0 | 0 | 0 | 0 | 0 | 0 | 0 |
| 071433 | Office Management | 3 | 3 | 1 | 0 | 0 | 1 | 0 | 0 | 1 | 0 | 0 | 0 | 0 | 0 | 0 | 0 | 0 | 0 | 0 |
| 071452 | Pre-Nursing Preparatory | 102 | 92 | 2 | 0 | 1 | 38 | 0 | 49 | 0 | 2 | 10 | 1 | 0 | 0 | 2 | 0 | 7 | 0 | 0 |
| | Certificates Totals | 292 | 188 | 6 | 0 | 1 | 87 | 0 | 85 | 3 | 6 | 104 | 7 | 0 | 3 | 27 | 1 | 61 | 3 | 2 |

| | Career Development | No. of Students Retained | Female Enrolled | Hispanic/Latino | Am. Indian/Alaska Native | Asian | Black or Afr. Am. | Native Hawaiian/Pac Islander | White | Unknown | 2 or More Races | Male Enrolled | Hispanic/Latino | Am. Indian/Alaska Native | Asian | Black or Afr. Am. | Native Hawaiian/Pac Islander | White | Unknown | 2 or More Races |
|--------|----------------------------------|---------------------------------|-----------------|-----------------|--------------------------|-----------|-------------------|------------------------------|------------|-----------|-----------------|---------------|-----------------|--------------------------|----------|-------------------|------------------------------|------------|----------|-----------------|
| | CAREER DEVELOPMENT | | | | | | | | | | | | | | | | | | | |
| 006100 | Career Development Totals | 9 | 4 | 0 | 0 | 0 | 1 | 0 | 2 | 1 | 0 | 5 | 0 | 0 | 0 | 4 | 0 | 0 | 1 | 0 |
| | | No. of Students Retained | Female Enrolled | Hispanic/Latino | Indian/Alaska Native | Asian | Black or Afr. Am. | Hawaiian/Pac Islander | White | Unknown | 2 or More Races | Male Enrolled | Hispanic/Latino | Indian/Alaska Native | Asian | Black or Afr. Am. | Hawaiian/Pac Islander | White | Unknown | 2 or More Races |
| | Totals | 1440 | 1010 | 40 | 1 | 13 | 436 | 1 | 486 | 10 | 23 | 430 | 21 | 0 | 5 | 133 | 3 | 250 | 7 | 11 |

EDSS ST ENR 115ES Fall 2020 retained Spring 2021, excludes High School Students taking college courses

Central Carolina Technical College
Student Retention by Program, Gender & Status
2020 Fall Open to 2021 Spring Open

| | Enrollment Status | | | | Registration Status | | | | | Enrollment Status | | | | Registration Status | | | |
|--------------------------------------|--------------------------|-----------------|------------|------------|---------------------|---------------------|-----------|---------------------|-----------|-------------------|------------|------------|------------|---------------------|----------|---------------------|------------|
| | No. of Students Retained | Female | | | | | | | | Male | | | | | | | |
| | | Female Enrolled | Full-time | Part-time | Continuing | First Time Freshman | Readmit | First Time Transfer | Transient | Male Enrolled | Full-time | Part-time | Continuing | First Time Freshman | Readmit | First Time Transfer | Transient |
| Associate Degrees | | | | | | | | | | | | | | | | | |
| Accounting | 39 | 31 | 15 | 16 | 20 | 4 | 6 | 1 | 0 | 8 | 3 | 5 | 6 | 2 | 0 | 0 | 8 |
| Administrative Office Technology | 14 | 13 | 2 | 11 | 11 | 1 | 1 | 0 | 0 | 1 | 1 | 0 | 1 | 0 | 0 | 0 | 1 |
| Management | 72 | 45 | 21 | 24 | 38 | 6 | 0 | 1 | 0 | 27 | 15 | 12 | 18 | 9 | 0 | 0 | 27 |
| Computer Technology | 66 | 15 | 12 | 3 | 8 | 4 | 2 | 1 | 0 | 51 | 30 | 21 | 29 | 19 | 2 | 1 | 51 |
| Nursing (Adn) | 156 | 143 | 5 | 138 | 135 | 0 | 3 | 5 | 0 | 13 | 1 | 12 | 11 | 0 | 1 | 1 | 13 |
| Engineering Graphics Design | 47 | 14 | 8 | 6 | 10 | 2 | 1 | 1 | 0 | 33 | 21 | 12 | 28 | 5 | 0 | 0 | 33 |
| General Technology | 55 | 2 | 0 | 2 | 1 | 1 | 0 | 0 | 0 | 53 | 38 | 15 | 44 | 9 | 0 | 0 | 53 |
| Environmental Engineering Technology | 18 | 4 | 0 | 4 | 3 | 0 | 0 | 1 | 0 | 14 | 4 | 10 | 7 | 6 | 0 | 1 | 14 |
| Natural Resources Management | 24 | 9 | 7 | 2 | 8 | 1 | 0 | 0 | 0 | 15 | 12 | 3 | 8 | 7 | 0 | 0 | 15 |
| Human Services | 54 | 50 | 17 | 33 | 39 | 10 | 0 | 1 | 0 | 4 | 1 | 3 | 4 | 0 | 0 | 0 | 4 |
| Criminal Justice Technology | 24 | 17 | 9 | 8 | 8 | 7 | 2 | 0 | 0 | 7 | 3 | 4 | 5 | 2 | 0 | 0 | 7 |
| Early Care And Education | 42 | 40 | 18 | 22 | 28 | 8 | 3 | 1 | 0 | 2 | 0 | 2 | 1 | 1 | 0 | 0 | 2 |
| Paralegal | 20 | 16 | 12 | 4 | 14 | 1 | 1 | 0 | 0 | 4 | 3 | 1 | 3 | 1 | 0 | 0 | 4 |
| Associate In Arts | 386 | 331 | 104 | 227 | 249 | 47 | 24 | 11 | 0 | 55 | 29 | 26 | 37 | 15 | 0 | 3 | 55 |
| Associate In Science | 88 | 55 | 26 | 29 | 36 | 13 | 5 | 1 | 0 | 33 | 21 | 12 | 15 | 17 | 1 | 0 | 33 |
| Associate Totals | 1105 | 785 | 256 | 529 | 608 | 105 | 48 | 24 | 0 | 320 | 182 | 138 | 217 | 93 | 4 | 6 | 320 |
| Diplomas | | | | | | | | | | | | | | | | | |
| Administrative Support | 0 | 0 | 0 | 0 | 0 | 0 | 0 | 0 | 0 | 0 | 0 | 0 | 0 | 0 | 0 | 0 | 0 |
| Surgical Technology | 13 | 12 | 11 | 1 | 12 | 0 | 0 | 0 | 0 | 1 | 1 | 0 | 1 | 0 | 0 | 0 | 1 |
| Medical Assisting | 21 | 21 | 18 | 3 | 20 | 0 | 1 | 0 | 0 | 0 | 0 | 0 | 0 | 0 | 0 | 0 | 0 |
| Early Childhood Development | 0 | 0 | 0 | 0 | 0 | 0 | 0 | 0 | 0 | 0 | 0 | 0 | 0 | 0 | 0 | 0 | 0 |
| Diploma Totals | 34 | 33 | 29 | 4 | 32 | 0 | 1 | 0 | 0 | 1 | 1 | 0 | 1 | 0 | 0 | 0 | 1 |

| Certificates | No. of Students Retained | Female Enrolled | Full-time | Part-time | Continuing | First Time Freshman | Readmit | First Time Transfer | Transient | Male Enrolled | Full-time | Part-time | Continuing | First Time Freshman | Readmit | First Time Transfer | Transient |
|---------------------------------------|--------------------------|-----------------|-----------|-----------|------------|---------------------|---------|---------------------|-----------|---------------|-----------|-----------|------------|---------------------|---------|---------------------|-----------|
| Internetworking | 0 | 0 | 0 | 0 | 0 | 0 | 0 | 0 | 0 | 0 | 0 | 0 | 0 | 0 | 0 | 0 | 0 |
| General Education | 0 | 0 | 0 | 0 | 0 | 0 | 0 | 0 | 0 | 0 | 0 | 0 | 0 | 0 | 0 | 0 | 0 |
| Infant and Toddler Care | 0 | 0 | 0 | 0 | 0 | 0 | 0 | 0 | 0 | 0 | 0 | 0 | 0 | 0 | 0 | 0 | 0 |
| Water Operator | 0 | 0 | 0 | 0 | 0 | 0 | 0 | 0 | 0 | 0 | 0 | 0 | 0 | 0 | 0 | 0 | 0 |
| Wastewater Operator | 1 | 1 | 0 | 1 | 0 | 0 | 0 | 1 | 0 | 0 | 0 | 0 | 0 | 0 | 0 | 0 | 0 |
| Environmental Health and Safety | 2 | 2 | 0 | 2 | 2 | 0 | 0 | 0 | 0 | 0 | 0 | 0 | 0 | 0 | 0 | 0 | 0 |
| Gerontology | 3 | 3 | 1 | 2 | 1 | 0 | 2 | 0 | 0 | 0 | 0 | 0 | 0 | 0 | 0 | 0 | 0 |
| Advanced CNC | 3 | 2 | 0 | 2 | 2 | 0 | 0 | 0 | 0 | 1 | 0 | 1 | 1 | 0 | 0 | 0 | 1 |
| Inpatient Medical Coding | 14 | 14 | 1 | 13 | 12 | 0 | 2 | 0 | 0 | 0 | 0 | 0 | 0 | 0 | 0 | 0 | 0 |
| Applications Specialist | 2 | 2 | 0 | 2 | 1 | 0 | 1 | 0 | 0 | 0 | 0 | 0 | 0 | 0 | 0 | 0 | 0 |
| Child Care Assistant | 0 | 0 | 0 | 0 | 0 | 0 | 0 | 0 | 0 | 0 | 0 | 0 | 0 | 0 | 0 | 0 | 0 |
| Information Processing | 0 | 0 | 0 | 0 | 0 | 0 | 0 | 0 | 0 | 0 | 0 | 0 | 0 | 0 | 0 | 0 | 0 |
| Early Childhood Development | 1 | 1 | 0 | 1 | 1 | 0 | 0 | 0 | 0 | 0 | 0 | 0 | 0 | 0 | 0 | 0 | 0 |
| Basic Air Conditioning And Heating | 9 | 0 | 0 | 0 | 0 | 0 | 0 | 0 | 0 | 9 | 5 | 4 | 4 | 3 | 2 | 0 | 9 |
| Welding | 27 | 2 | 0 | 2 | 1 | 0 | 1 | 0 | 0 | 25 | 18 | 7 | 4 | 18 | 3 | 0 | 25 |
| Computer Specialist | 4 | 2 | 1 | 1 | 2 | 0 | 0 | 0 | 0 | 2 | 0 | 2 | 0 | 2 | 0 | 0 | 2 |
| Accounting Specialist | 5 | 5 | 0 | 5 | 4 | 0 | 0 | 1 | 0 | 0 | 0 | 0 | 0 | 0 | 0 | 0 | 0 |
| Advanced Air Conditioning and Heating | 1 | 0 | 0 | 0 | 0 | 0 | 0 | 0 | 0 | 1 | 0 | 1 | 1 | 0 | 0 | 0 | 1 |
| Medical Record Coding Certificate | 19 | 19 | 3 | 16 | 18 | 0 | 0 | 1 | 0 | 0 | 0 | 0 | 0 | 0 | 0 | 0 | 0 |
| Automotive Technology | 7 | 1 | 0 | 1 | 1 | 0 | 0 | 0 | 0 | 6 | 5 | 1 | 1 | 5 | 0 | 0 | 6 |
| Automotive Diagnostic Technology | 6 | 0 | 0 | 0 | 0 | 0 | 0 | 0 | 0 | 6 | 0 | 6 | 6 | 0 | 0 | 0 | 6 |
| Basic Mechatronics | 23 | 3 | 3 | 0 | 0 | 2 | 1 | 0 | 0 | 20 | 14 | 6 | 1 | 13 | 5 | 1 | 20 |
| Advanced Mechatronics | 1 | 0 | 0 | 0 | 0 | 0 | 0 | 0 | 0 | 1 | 0 | 0 | 0 | 0 | 0 | 0 | 0 |
| Advanced Pipe Welding | 13 | 1 | 1 | 0 | 1 | 0 | 0 | 0 | 0 | 12 | 12 | 0 | 11 | 0 | 1 | 0 | 12 |
| Human Services | 2 | 1 | 0 | 1 | 0 | 0 | 1 | 0 | 0 | 1 | 0 | 1 | 1 | 0 | 0 | 0 | 1 |
| 071181 Massage Therapy | 8 | 8 | 0 | 8 | 5 | 0 | 3 | 0 | 0 | 0 | 0 | 0 | 0 | 0 | 0 | 0 | 0 |
| Basic Machining and CNC Fundamentals | 3 | 0 | 0 | 0 | 0 | 0 | 0 | 0 | 0 | 3 | 2 | 1 | 0 | 2 | 1 | 0 | 3 |

| Certificates | No. of Students Retained | Female | | Part- | | First Time | | First Time | | Male | | Part- | | First Time | | First Time | |
|---|--------------------------|-------------|------------|------------|------------|------------|-----------|------------|-----------|------------|------------|------------|------------|------------|-----------|------------|------------|
| | | Enrolled | Full-time | time | Continuing | Freshman | Readmit | Transfer | Transient | Enrolled | Full-time | time | Continuing | Freshman | Readmit | Transfer | Transient |
| Pharmacy Technician | 5 | 4 | 3 | 1 | 4 | 0 | 0 | 0 | 0 | 1 | 1 | 0 | 1 | 0 | 0 | 0 | 0 |
| Certified Nursing Assistant | 0 | 0 | 0 | 0 | 0 | 0 | 0 | 0 | 0 | 0 | 0 | 0 | 0 | 0 | 0 | 0 | 0 |
| Phebotomy | 0 | 0 | 0 | 0 | 0 | 0 | 0 | 0 | 0 | 0 | 0 | 0 | 0 | 0 | 0 | 0 | 0 |
| Medical Office Administrative Assistant | 4 | 4 | 1 | 3 | 2 | 1 | 1 | 0 | 0 | 0 | 0 | 0 | 0 | 0 | 0 | 0 | 0 |
| Cybersecurity | 5 | 1 | 0 | 1 | 1 | 0 | 0 | 0 | 0 | 4 | 3 | 1 | 2 | 0 | 2 | 0 | 4 |
| Patient Care Technician | 0 | 0 | 0 | 0 | 0 | 0 | 0 | 0 | 0 | 0 | 0 | 0 | 0 | 0 | 0 | 0 | 0 |
| Entrepreneursip/Small Business | 9 | 8 | 2 | 6 | 4 | 3 | 1 | 0 | 0 | 1 | 0 | 1 | 0 | 0 | 1 | 0 | 1 |
| Supervision /Leadership Foundations | 2 | 1 | 1 | 0 | 1 | 0 | 0 | 0 | 0 | 1 | 0 | 1 | 1 | 0 | 0 | 0 | 1 |
| Web Development | 0 | 0 | 0 | 0 | 0 | 0 | 0 | 0 | 0 | 0 | 0 | 0 | 0 | 0 | 0 | 0 | 0 |
| Human Resources Specialist | 2 | 2 | 0 | 2 | 1 | 0 | 1 | 0 | 0 | 0 | 0 | 0 | 0 | 0 | 0 | 0 | 0 |
| Logistics and Supply Chain Management | 4 | 4 | 1 | 3 | 4 | 0 | 0 | 0 | 0 | 0 | 0 | 0 | 0 | 0 | 0 | 0 | 0 |
| Marketing & Sales for Small | 2 | 2 | 2 | 0 | 0 | 2 | 0 | 0 | 0 | 0 | 0 | 0 | 0 | 0 | 0 | 0 | 0 |
| Office Management | 3 | 3 | 1 | 2 | 1 | 1 | 1 | 0 | 0 | 0 | 0 | 0 | 0 | 0 | 0 | 0 | 0 |
| Pre-Nursing Preparatory | 102 | 92 | 44 | 48 | 17 | 49 | 14 | 12 | 0 | 10 | 7 | 3 | 4 | 5 | 0 | 1 | 10 |
| Certificates Totals | 292 | 188 | 65 | 123 | 86 | 58 | 29 | 15 | 0 | 104 | 67 | 36 | 38 | 48 | 15 | 2 | 103 |
| | | | | | | | | | | | | | | | | | |
| Career Development | No. of Students Retained | Female | | Part- | | First Time | | First Time | | Male | | Part- | | First Time | | First Time | |
| | | Enrolled | Full-time | time | Continuing | Freshman | Readmit | Transfer | Transient | Enrolled | Full-time | time | Continuing | Freshman | Readmit | Transfer | Transient |
| CAREER DEVELOPMENT | 9 | 4 | 0 | 4 | 0 | 0 | 0 | 0 | 2 | 438 | 0 | 5 | 1 | 0 | 0 | 0 | 136 |
| | | | | | | | | | | | | | | | | | |
| Totals | 1440 | 1010 | 350 | 660 | 726 | 163 | 78 | 39 | 2 | 863 | 250 | 179 | 257 | 141 | 19 | 8 | 560 |

EDSS ST ENR 115FS Fall 2020 retained Spring 2020, excludes High School Students taking college courses

Central Carolina Technical College
Student Retention by Program
(Excludes high school students taking college courses.)
Fall 2019 Open to Spring 2020 Open

| | | No. of Students Enrolled Fall 2019 Open | | No. of Students Enrolled Spring 2020 Open | | Retention Rates |
|--------|--------------------------------------|---|--|---|--|-----------------|
| | Associate Degrees | | | | | |
| 035002 | Accounting | 49 | | 33 | | 67% |
| 035007 | Administrative Office Technology | 25 | | 21 | | 84% |
| 035030 | Management | 140 | | 94 | | 67% |
| 035104 | Computer Technology | 127 | | 87 | | 69% |
| 035208 | Nursing (Adn) | 201 | | 190 | | 95% |
| 035307 | Engineering Design Technology | 75 | | 67 | | 89% |
| 035318 | General Technology | 91 | | 74 | | 81% |
| 035408 | Environmental Engineering Technology | 22 | | 11 | | 50% |
| 035426 | Natural Resources Management | 41 | | 36 | | 88% |
| 035501 | Human Services | 90 | | 72 | | 80% |
| 035505 | Criminal Justice Technology | 54 | | 28 | | 52% |
| 035508 | Early Care And Education | 90 | | 62 | | 69% |
| 035520 | Paralegal | 34 | | 23 | | 68% |
| 045600 | Associate In Arts | 1089 | | 706 | | 65% |
| 055600 | Associate In Science | 168 | | 121 | | 72% |
| | Associate Total | 2296 | | 1625 | | 71% |
| | | | | | | |
| | Diplomas | No. of Students Enrolled Fall 2019 Open | | No. of Students Enrolled Spring 2020 Open | | Retention Rates |
| 015041 | Administrative Support | 1 | | 1 | | 100% |
| 015211 | Surgical Technology | 19 | | 16 | | 84% |
| 015214 | Medical Assisting | 23 | | 19 | | 83% |
| 015508 | Early Childhood Development | 1 | | 0 | | 0% |
| | Diploma Total | 44 | | 36 | | 82% |
| | | | | | | |
| | Certificates | No. of Students Enrolled Fall 2019 Open | | No. of Students Enrolled Spring 2020 Open | | Retention Rates |
| 060649 | Internetworking | 1 | | 1 | | 100% |
| 060799 | General Education | 1 | | 1 | | 100% |
| 060862 | Infant and Toddler Care | 3 | | 2 | | 67% |
| 060944 | Water Operator | 5 | | 5 | | 100% |
| 060945 | Wastewater Operator | 7 | | 1 | | 14% |
| 061023 | Environmental Health and Safety | 2 | | 0 | | 0% |
| 061037 | Gerontology | 2 | | 1 | | 50% |

| | | | | | | |
|--------|---|--|--|--|--|------------------------|
| 061043 | Advanced CNC | 0 | | 0 | | - |
| 061184 | Advanced Medical Coding | 20 | | 6 | | 30% |
| 070191 | Early Childhood Development | 3 | | 1 | | 33% |
| 070261 | Information Processing | 1 | | 1 | | 100% |
| 070808 | Basic Air Conditioning And Heating | 33 | | 22 | | 67% |
| 070810 | Welding | 54 | | 41 | | 76% |
| 070816 | Computer Specialist | 3 | | 2 | | 67% |
| 070847 | Accounting Specialist | 5 | | 3 | | 60% |
| 070970 | Advanced Air Conditioning and Heating | 1 | | 0 | | 0% |
| 071088 | Medical Record Coding Certificate | 22 | | 17 | | 77% |
| 071158 | Automotive Technology | 22 | | 13 | | 59% |
| 071159 | Automotive Diagnostic Technology | 7 | | 7 | | 100% |
| 071165 | Basic Mechatronics | 31 | | 24 | | 77% |
| 071166 | Advanced Mechatronics | 0 | | 0 | | - |
| 071168 | Advanced Pipe Welding | 24 | | 20 | | 83% |
| 071180 | Human Services | 0 | | 0 | | - |
| 071181 | Massage Therapy | 17 | | 14 | | 82% |
| 071237 | Basic Machining and CNC Fundamentals | 10 | | 5 | | 50% |
| 071238 | Pharmacy Technician | 16 | | 14 | | 88% |
| 071291 | Certified Nursing Assistant | 0 | | 0 | | - |
| 071292 | Phlebotomy | 0 | | 0 | | - |
| 071327 | Medical Office Administrative Assistant | 7 | | 5 | | 71% |
| 071328 | Cybersecurity | 12 | | 4 | | 33% |
| 071349 | Patient Care Technician | 4 | | 4 | | 100% |
| 071350 | Entrepreneurship/Small Business | 8 | | 7 | | 88% |
| 071351 | Supervision/Leadership Foundations | 2 | | 0 | | 0% |
| 071352 | Web Development | 1 | | 0 | | 0% |
| 071396 | Human Resources Specialist | 10 | | 6 | | 60% |
| 071431 | Logistics & Supply Chain Management | 7 | | 4 | | 57% |
| 071433 | Office Management | 1 | | 0 | | 0% |
| | Certificates Total | 342 | | 231 | | 68% |
| | | | | | | |
| | | | | | | |
| | | No. of Students Enrolled Fall 2019 Open | | No. of Students Enrolled Spring 2020 Open | | Retention Rates |
| 006100 | CAREER DEVELOPMENT | 41 | | 11 | | 27% |
| | Career Development Total | 41 | | 11 | | 27% |
| | | 2723 | | 1903 | | 70% |

Source: EDSS ST ENR 115FS Fall 2019 retained Spring 2020, excludes High School Students taking college courses

Central Carolina Technical College
Student Retention by Program, Gender & Ethnicity (Excludes high school students taking college courses.)
2019 Fall Open to 2020 Spring Open

| | | Female Enrollment By Ethnicity | | | | | | | | | | Male Enrollment By Ethnicity | | | | | | | | | |
|--------|--------------------------------------|--------------------------------|-----------------|-----------------|--------------------------|-----------|-------------------|------------------------------|------------|-----------|-----------------|------------------------------|-----------------|--------------------------|----------|-------------------|------------------------------|------------|----------|-----------------|--|
| | Associate Degrees | No. of Students Retained | Female Enrolled | Hispanic/Latino | Am. Indian/Alaska Native | Asian | Black or Afr. Am. | Native Hawaiian/Pac Islander | White | Unknown | 2 or More Races | Male Enrolled | Hispanic/Latino | Am. Indian/Alaska Native | Asian | Black or Afr. Am. | Native Hawaiian/Pac Islander | White | Unknown | 2 or More Races | |
| 035002 | Accounting | 33 | 28 | 1 | 0 | 0 | 15 | 0 | 12 | 0 | 0 | 5 | 0 | 0 | 0 | 4 | 0 | 1 | 0 | 0 | |
| 035007 | Administrative Office Technology | 21 | 19 | 1 | 0 | 0 | 9 | 0 | 8 | 1 | 0 | 2 | 0 | 0 | 0 | 2 | 0 | 0 | 0 | 0 | |
| 035030 | Management | 94 | 59 | 2 | 1 | 1 | 35 | 0 | 19 | 1 | 0 | 35 | 2 | 0 | 0 | 17 | 0 | 14 | 0 | 2 | |
| 035104 | Computer Technology | 87 | 15 | 1 | 0 | 0 | 10 | 0 | 4 | 0 | 0 | 72 | 2 | 0 | 0 | 31 | 0 | 35 | 1 | 3 | |
| 035208 | Nursing (Adn) | 190 | 170 | 4 | 0 | 4 | 43 | 0 | 110 | 0 | 9 | 20 | 2 | 0 | 0 | 4 | 0 | 12 | 0 | 2 | |
| 035307 | Engineering Graphics Design | 67 | 13 | 0 | 0 | 0 | 5 | 0 | 8 | 0 | 0 | 54 | 4 | 0 | 0 | 19 | 0 | 28 | 1 | 2 | |
| 035318 | General Technology | 74 | 6 | 0 | 0 | 0 | 4 | 0 | 2 | 0 | 0 | 68 | 3 | 0 | 1 | 15 | 0 | 48 | 0 | 1 | |
| 035408 | Environmental Engineering Technology | 11 | 0 | 0 | 0 | 0 | 0 | 0 | 0 | 0 | 0 | 11 | 0 | 0 | 0 | 4 | 0 | 4 | 2 | 1 | |
| 035426 | Natural Resources Management | 36 | 12 | 0 | 0 | 0 | 1 | 0 | 11 | 0 | 0 | 24 | 0 | 0 | 1 | 3 | 0 | 19 | 1 | 0 | |
| 035501 | Human Services | 72 | 64 | 1 | 0 | 0 | 46 | 0 | 16 | 1 | 0 | 8 | 0 | 0 | 0 | 7 | 0 | 0 | 0 | 1 | |
| 035505 | Criminal Justice Technology | 28 | 17 | 0 | 0 | 0 | 9 | 0 | 8 | 0 | 0 | 11 | 1 | 0 | 0 | 5 | 0 | 5 | 0 | 0 | |
| 035508 | Early Care And Education | 62 | 57 | 1 | 0 | 0 | 28 | 1 | 26 | 0 | 1 | 5 | 2 | 0 | 0 | 3 | 0 | 0 | 0 | 0 | |
| 035520 | Paralegal | 23 | 21 | 0 | 0 | 0 | 6 | 0 | 13 | 0 | 2 | 2 | 0 | 0 | 0 | 2 | 0 | 0 | 0 | 0 | |
| 045600 | Associate In Arts | 706 | 579 | 19 | 0 | 4 | 261 | 1 | 271 | 6 | 17 | 127 | 6 | 0 | 0 | 43 | 0 | 70 | 1 | 7 | |
| 055600 | Associate In Science | 121 | 85 | 5 | 0 | 1 | 24 | 0 | 50 | 1 | 4 | 36 | 2 | 0 | 1 | 11 | 0 | 22 | 0 | 0 | |
| | Associate Totals | 1625 | 1145 | 35 | 1 | 10 | 496 | 2 | 558 | 10 | 33 | 480 | 24 | 0 | 3 | 170 | 0 | 258 | 6 | 19 | |
| | Diplomas | No. of Students Retained | Female Enrolled | Hispanic/Latino | Am. Indian/Alaska Native | Asian | Black or Afr. Am. | Native Hawaiian/Pac Islander | White | Unknown | 2 or More Races | Male Enrolled | Hispanic/Latino | Am. Indian/Alaska Native | Asian | Black or Afr. Am. | Native Hawaiian/Pac Islander | White | Unknown | 2 or More Races | |
| 015041 | Administrative Support | 1 | 1 | 0 | 0 | 0 | 1 | 0 | 0 | 0 | 0 | 0 | 0 | 0 | 0 | 0 | 0 | 0 | 0 | 0 | |
| 015211 | Surgical Technology | 16 | 15 | 1 | 1 | 0 | 4 | 0 | 9 | 0 | 0 | 1 | 0 | 0 | 0 | 1 | 0 | 0 | 0 | 0 | |
| 015214 | Medical Assisting | 19 | 19 | 1 | 0 | 1 | 9 | 0 | 6 | 1 | 1 | 0 | 0 | 0 | 0 | 0 | 0 | 0 | 0 | 0 | |
| 015508 | Early Childhood Development | 0 | 0 | 0 | 0 | 0 | 0 | 0 | 0 | 0 | 0 | 0 | 0 | 0 | 0 | 0 | 0 | 0 | 0 | 0 | |
| | Diploma Totals | 36 | 35 | 2 | 1 | 1 | 14 | 0 | 15 | 1 | 1 | 1 | 0 | 0 | 0 | 1 | 0 | 0 | 0 | 0 | |

| | Certificates | No. of Students Retained | Female Enrolled | Hispanic/Latino | Am. Indian/Alaska Native | Asian | Black or Afr. Am. | Native Hawaiian/Pac Islander | White | Unknown | 2 or More Races | Male Enrolled | Hispanic/Latino | Am. Indian/Alaska Native | Asian | Black or Afr. Am. | Native Hawaiian/Pac Islander | White | Unknown | 2 or More Races |
|--------|---------------------------------------|---------------------------------|-----------------|-----------------|--------------------------|-------|-------------------|------------------------------|-------|---------|-----------------|---------------|-----------------|--------------------------|-------|-------------------|------------------------------|-------|---------|-----------------|
| 060649 | Internetworking | 1 | 1 | 0 | 1 | 0 | 0 | 0 | 0 | 0 | 0 | 0 | 0 | 0 | 0 | 0 | 0 | 0 | 0 | 0 |
| 060799 | General Education | 1 | 0 | 0 | 0 | 0 | 0 | 0 | 0 | 0 | 0 | 1 | 0 | 0 | 0 | 0 | 0 | 1 | 0 | 0 |
| 060862 | Infant and Toddler Care | 2 | 2 | 0 | 0 | 0 | 2 | 0 | 0 | 0 | 0 | 0 | 0 | 0 | 0 | 0 | 0 | 0 | 0 | 0 |
| 060944 | Water Operator | 5 | 0 | 0 | 0 | 0 | 0 | 0 | 0 | 0 | 0 | 5 | 0 | 0 | 0 | 0 | 0 | 4 | 1 | 0 |
| 060945 | Wastewater Operator | 1 | 0 | 0 | 0 | 0 | 0 | 0 | 0 | 0 | 0 | 1 | 0 | 0 | 0 | 0 | 0 | 1 | 0 | 0 |
| 061023 | Environmental Health and Safety | 0 | 0 | 0 | 0 | 0 | 0 | 0 | 0 | 0 | 0 | 0 | 0 | 0 | 0 | 0 | 0 | 0 | 0 | 0 |
| 061037 | Gerontology | 1 | 1 | 0 | 0 | 0 | 0 | 0 | 1 | 0 | 0 | 0 | 0 | 0 | 0 | 0 | 0 | 0 | 0 | 0 |
| 061043 | Advanced CNC | 0 | 0 | 0 | 0 | 0 | 0 | 0 | 0 | 0 | 0 | 0 | 0 | 0 | 0 | 0 | 0 | 0 | 0 | 0 |
| 061184 | Inpatient Medical Coding | 6 | 6 | 0 | 0 | 0 | 2 | 0 | 3 | 1 | 0 | 0 | 0 | 0 | 0 | 0 | 0 | 0 | 0 | 0 |
| 070191 | Early Childhood Development | 1 | 0 | 0 | 0 | 0 | 0 | 0 | 0 | 0 | 0 | 1 | 0 | 0 | 0 | 0 | 0 | 0 | 1 | 0 |
| 070261 | Information Processing | 1 | 1 | 0 | 0 | 0 | 0 | 0 | 1 | 0 | 0 | 0 | 0 | 0 | 0 | 0 | 0 | 0 | 0 | 0 |
| 070808 | Basic Air Conditioning And Heating | 22 | 0 | 0 | 0 | 0 | 0 | 0 | 0 | 0 | 0 | 22 | 1 | 0 | 0 | 10 | 0 | 10 | 1 | 0 |
| 070810 | Welding | 41 | 3 | 0 | 0 | 0 | 1 | 0 | 2 | 0 | 0 | 38 | 2 | 0 | 0 | 14 | 0 | 20 | 1 | 1 |
| 070816 | Computer Specialist | 2 | 0 | 0 | 0 | 0 | 0 | 0 | 0 | 0 | 0 | 2 | 0 | 0 | 0 | 0 | 0 | 2 | 0 | 0 |
| 070847 | Accounting Specialist | 3 | 2 | 0 | 0 | 0 | 0 | 0 | 2 | 0 | 0 | 1 | 0 | 0 | 0 | 1 | 0 | 0 | 0 | 0 |
| 070970 | Advanced Air Conditioning and Heating | 0 | 0 | 0 | 0 | 0 | 0 | 0 | 0 | 0 | 0 | 0 | 0 | 0 | 0 | 0 | 0 | 0 | 0 | 0 |
| 071088 | Medical Record Coding Certificate | 17 | 16 | 1 | 0 | 0 | 3 | 0 | 10 | 1 | 1 | 1 | 0 | 0 | 0 | 0 | 0 | 1 | 0 | 0 |
| 071158 | Automotive Technology | 13 | 0 | 0 | 0 | 0 | 0 | 0 | 0 | 0 | 0 | 13 | 1 | 0 | 0 | 6 | 0 | 6 | 0 | 0 |
| 071159 | Automotive Diagnostic Technology | 7 | 0 | 0 | 0 | 0 | 0 | 0 | 0 | 0 | 0 | 7 | 0 | 0 | 0 | 2 | 0 | 4 | 1 | 0 |
| 071165 | Basic Mechatronics | 24 | 0 | 0 | 0 | 0 | 0 | 0 | 0 | 0 | 0 | 24 | 0 | 0 | 0 | 5 | 0 | 18 | 0 | 1 |
| 071166 | Advanced Mechatronics | 0 | 0 | 0 | 0 | 0 | 0 | 0 | 0 | 0 | 0 | 0 | 0 | 0 | 0 | 0 | 0 | 0 | 0 | 0 |
| 071168 | Advanced Pipe Welding | 20 | 1 | 0 | 0 | 0 | 0 | 0 | 1 | 0 | 0 | 19 | 0 | 0 | 0 | 8 | 0 | 11 | 0 | 0 |
| 071180 | Human Services | 0 | 0 | 0 | 0 | 0 | 0 | 0 | 0 | 0 | 0 | 0 | 0 | 0 | 0 | 0 | 0 | 0 | 0 | 0 |
| 071181 | Massage Therapy | 14 | 11 | 0 | 0 | 0 | 4 | 0 | 7 | 0 | 0 | 3 | 0 | 0 | 0 | 0 | 0 | 3 | 0 | 0 |
| 071237 | Basic Machining and CNC Fundamentals | 5 | 3 | 0 | 0 | 0 | 0 | 0 | 3 | 0 | 0 | 2 | 0 | 0 | 0 | 1 | 0 | 1 | 0 | 0 |
| 071238 | Pharmacy Technician | 14 | 13 | 0 | 0 | 0 | 8 | 0 | 5 | 0 | 0 | 1 | 0 | 0 | 0 | 0 | 0 | 1 | 0 | 0 |
| 071291 | Certified Nursing Assistant | 0 | 0 | 0 | 0 | 0 | 0 | 0 | 0 | 0 | 0 | 0 | 0 | 0 | 0 | 0 | 0 | 0 | 0 | 0 |
| 071292 | Phlebotomy | 0 | 0 | 0 | 0 | 0 | 0 | 0 | 0 | 0 | 0 | 0 | 0 | 0 | 0 | 0 | 0 | 0 | 0 | 0 |

| | Certificates | No. of Students Retained | Female Enrolled | Hispanic/Latino | Am. Indian/Alaska Native | Asian | Black or Afr. Am. | Native Hawaiian/Pac Islander | White | Unknown | 2 or More Races | Male Enrolled | Hispanic/Latino | Am. Indian/Alaska Native | Asian | Black or Afr. Am. | Native Hawaiian/Pac Islander | White | Unknown | 2 or More Races |
|--------|---|---------------------------------|-----------------|-----------------|--------------------------|-----------|-------------------|------------------------------|------------|-----------|-----------------|---------------|-----------------|--------------------------|----------|-------------------|------------------------------|------------|-----------|-----------------|
| 071327 | Medical Office Administrative Assistant | 5 | 5 | 2 | 0 | 0 | 1 | 0 | 2 | 0 | 0 | 0 | 0 | 0 | 0 | 0 | 0 | 0 | 0 | 0 |
| 071328 | Cybersecurity | 4 | 1 | 0 | 0 | 0 | 1 | 0 | 0 | 0 | 0 | 3 | 0 | 0 | 0 | 2 | 0 | 1 | 0 | 0 |
| 071349 | Patient Care Technician | 4 | 4 | 1 | 0 | 0 | 2 | 0 | 1 | 0 | 0 | 0 | 0 | 0 | 0 | 0 | 0 | 0 | 0 | 0 |
| 071350 | Entrepreneurship/Small Business | 7 | 7 | 0 | 0 | 0 | 4 | 0 | 2 | 1 | 0 | 0 | 0 | 0 | 0 | 0 | 0 | 0 | 0 | 0 |
| 071351 | Supervision/Leadership Foundations | 0 | 0 | 0 | 0 | 0 | 0 | 0 | 0 | 0 | 0 | 0 | 0 | 0 | 0 | 0 | 0 | 0 | 0 | 0 |
| 071352 | Web Development | 0 | 0 | 0 | 0 | 0 | 0 | 0 | 0 | 0 | 0 | 0 | 0 | 0 | 0 | 0 | 0 | 0 | 0 | 0 |
| 071396 | Human Resources Specialist | 6 | 6 | 0 | 0 | 0 | 6 | 0 | 0 | 0 | 0 | 0 | 0 | 0 | 0 | 0 | 0 | 0 | 0 | 0 |
| 071431 | Logistics and Supply Chain Management | 4 | 3 | 0 | 0 | 0 | 3 | 0 | 0 | 0 | 0 | 1 | 0 | 0 | 0 | 1 | 0 | 0 | 0 | 0 |
| 074133 | Office Management | 0 | 0 | 0 | 0 | 0 | 0 | 0 | 0 | 0 | 0 | 0 | 0 | 0 | 0 | 0 | 0 | 0 | 0 | 0 |
| | Certificates Totals | 231 | 86 | 4 | 1 | 0 | 37 | 0 | 40 | 3 | 1 | 145 | 4 | 0 | 0 | 50 | 0 | 84 | 5 | 2 |
| | | | | | | | | | | | | | | | | | | | | |
| | Career Development | No. of Students Retained | Female Enrolled | Hispanic/Latino | Am. Indian/Alaska Native | Asian | Black or Afr. Am. | Native Hawaiian/Pac Islander | White | Unknown | 2 or More Races | Male Enrolled | Hispanic/Latino | Am. Indian/Alaska Native | Asian | Black or Afr. Am. | Native Hawaiian/Pac Islander | White | Unknown | 2 or More Races |
| 006100 | CAREER DEVELOPMENT | 11 | 4 | 1 | 0 | 1 | 0 | 0 | 2 | 0 | 0 | 7 | 0 | | 0 | 2 | | 5 | 0 | 0 |
| | Career Development Totals | 11 | 4 | 1 | 0 | 1 | 0 | 0 | 2 | 0 | 0 | 7 | 0 | 0 | 0 | 2 | 0 | 5 | 0 | 0 |
| | | No. of Students Retained | Female Enrolled | Hispanic/Latino | Indian/Alaska Native | Asian | Black or Afr. Am. | Hawaiian/Pac Islander | White | Unknown | 2 or More Races | Male Enrolled | Hispanic/Latino | Indian/Alaska Native | Asian | Black or Afr. Am. | Hawaiian/Pac Islander | White | Unknown | 2 or More Races |
| | Totals | 1903 | 1270 | 42 | 3 | 12 | 547 | 2 | 615 | 14 | 35 | 633 | 28 | 0 | 3 | 223 | 0 | 347 | 11 | 21 |

EDSS ST ENR 115ES Fall 2019 retained Spring 2020, excludes High School Students taking college courses

Central Carolina Technical College
Student Retention by Program, Gender & Status
2019 Fall Open to 2020 Spring Open

| | Enrollment Status | | | | Registration Status | | | | | Enrollment Status | | | | Registration Status | | | |
|--------------------------------------|--------------------------|-------------|------------|------------|---------------------|------------|---------------------|-----------|---------------|-------------------|------------|------------|---------------------|---------------------|---------------------|-----------|----------|
| | No. of Students Retained | Female | | | | | | | | Male | | | | | | | |
| Female Enrolled | | Full-time | Part-time | Continuing | First Time Freshman | Readmit | First Time Transfer | Transient | Male Enrolled | Full-time | Part-time | Continuing | First Time Freshman | Readmit | First Time Transfer | Transient | |
| Associate Degrees | | | | | | | | | | | | | | | | | |
| Accounting | 33 | 28 | 6 | 22 | 22 | 1 | 5 | 0 | 0 | 5 | 1 | 4 | 3 | 1 | 0 | 1 | 0 |
| Administrative Office Technology | 21 | 19 | 9 | 10 | 15 | 3 | 1 | 0 | 0 | 2 | 1 | 1 | 1 | 0 | 1 | 0 | 0 |
| Management | 94 | 59 | 26 | 33 | 41 | 13 | 4 | 1 | 0 | 35 | 21 | 14 | 24 | 9 | 2 | 0 | 0 |
| Computer Technology | 87 | 15 | 5 | 10 | 10 | 2 | 2 | 1 | 0 | 72 | 43 | 29 | 41 | 25 | 4 | 2 | 0 |
| Nursing (Adn) | 190 | 170 | 2 | 168 | 161 | 0 | 5 | 4 | 0 | 20 | 1 | 19 | 19 | 0 | 0 | 1 | 0 |
| Engineering Graphics Design | 67 | 13 | 9 | 4 | 3 | 6 | 2 | 2 | 0 | 54 | 29 | 25 | 31 | 17 | 2 | 4 | 0 |
| General Technology | 74 | 6 | 4 | 2 | 6 | 0 | 0 | 0 | 0 | 68 | 48 | 20 | 61 | 6 | 1 | 0 | 0 |
| Environmental Engineering Technology | 11 | 0 | 0 | 0 | 0 | 0 | 0 | 0 | 0 | 11 | 3 | 8 | 10 | 1 | 0 | 0 | 0 |
| Natural Resources Management | 36 | 12 | 8 | 4 | 8 | 3 | 0 | 1 | 0 | 24 | 20 | 4 | 12 | 9 | 2 | 1 | 0 |
| Human Services | 72 | 64 | 25 | 39 | 52 | 11 | 1 | 0 | 0 | 8 | 4 | 4 | 5 | 1 | 0 | 2 | 0 |
| Criminal Justice Technology | 28 | 17 | 9 | 8 | 9 | 8 | 0 | 0 | 0 | 11 | 7 | 4 | 7 | 4 | 0 | 0 | 0 |
| Early Care And Education | 62 | 57 | 27 | 30 | 28 | 18 | 6 | 5 | 0 | 5 | 1 | 4 | 4 | 0 | 1 | 0 | 0 |
| Paralegal | 23 | 21 | 15 | 6 | 15 | 4 | 2 | 0 | 0 | 2 | 1 | 1 | 1 | 0 | 1 | 0 | 0 |
| Associate In Arts | 706 | 579 | 260 | 319 | 339 | 185 | 37 | 18 | 0 | 127 | 79 | 48 | 68 | 50 | 5 | 4 | 0 |
| Associate In Science | 121 | 85 | 46 | 39 | 42 | 31 | 7 | 5 | 0 | 36 | 22 | 14 | 21 | 12 | 2 | 1 | 0 |
| Associate Totals | 1625 | 1145 | 451 | 694 | 751 | 285 | 72 | 37 | 0 | 480 | 281 | 199 | 308 | 135 | 21 | 16 | 0 |
| | | | | | | | | | | | | | | | | | |
| Diplomas | | | | | | | | | | | | | | | | | |
| Administrative Support | 1 | 1 | 0 | 1 | 1 | 0 | 0 | 0 | 0 | 0 | 0 | 0 | 0 | 0 | 0 | 0 | 0 |
| Surgical Technology | 16 | 15 | 14 | 1 | 14 | 0 | 1 | 0 | 0 | 1 | 1 | 0 | 1 | 0 | 0 | 0 | 0 |
| Medical Assisting | 19 | 19 | 17 | 2 | 19 | 0 | 0 | 0 | 0 | 0 | 0 | 0 | 0 | 0 | 0 | 0 | 0 |
| Early Childhood Development | 0 | 0 | 0 | 0 | 0 | 0 | 0 | 0 | 0 | 0 | 0 | 0 | 0 | 0 | 0 | 0 | 0 |
| Diploma Totals | 36 | 35 | 31 | 4 | 34 | 0 | 1 | 0 | 0 | 1 | 1 | 0 | 1 | 0 | 0 | 0 | 0 |

| Certificates | No. of Students Retained | Female Enrolled | Full-time | Part-time | Continuing | First Time Freshman | Readmit | First Time Transfer | Transient | Male Enrolled | Full-time | Part-time | Continuing | First Time Freshman | Readmit | First Time Transfer | Transient |
|---------------------------------------|---------------------------------|------------------------|------------------|------------------|-------------------|----------------------------|----------------|----------------------------|------------------|----------------------|------------------|------------------|-------------------|----------------------------|----------------|----------------------------|------------------|
| Internetworking | 1 | 1 | 0 | 1 | 0 | 0 | 1 | 0 | 0 | 0 | 0 | 0 | 0 | 0 | 0 | 0 | 0 |
| General Education | 1 | 0 | 0 | 0 | 0 | 0 | 0 | 0 | 0 | 1 | 1 | 0 | 0 | 1 | 0 | 0 | 0 |
| Infant and Toddler Care | 2 | 2 | 0 | 2 | 1 | 1 | 0 | 0 | 0 | 0 | 0 | 0 | 0 | 0 | 0 | 0 | 0 |
| Water Operator | 5 | 0 | 0 | 0 | 0 | 0 | 0 | 0 | 0 | 5 | 0 | 5 | 2 | 2 | 0 | 1 | 0 |
| Wastewater Operator | 1 | 0 | 0 | 0 | 0 | 0 | 0 | 0 | 0 | 1 | 0 | 1 | 1 | 0 | 0 | 0 | 0 |
| Environmental Health and Safety | 0 | 0 | 0 | 0 | 0 | 0 | 0 | 0 | 0 | 0 | 0 | 0 | 0 | 0 | 0 | 0 | 0 |
| Gerontology | 1 | 1 | 0 | 1 | 0 | 1 | 0 | 0 | 0 | 0 | 0 | 0 | 0 | 0 | 0 | 0 | 0 |
| Advanced CNC | 0 | 0 | 0 | 0 | 0 | 0 | 0 | 0 | 0 | 0 | 0 | 0 | 0 | 0 | 0 | 0 | 0 |
| Inpatient Medical Coding | 6 | 6 | 0 | 6 | 4 | 0 | 1 | 1 | 0 | 0 | 0 | 0 | 0 | 0 | 0 | 0 | 0 |
| Early Childhood Development | 1 | 0 | 0 | 0 | 0 | 0 | 0 | 0 | 0 | 1 | 0 | 1 | 0 | 1 | 0 | 0 | 0 |
| Information Processing | 1 | 1 | 0 | 1 | 1 | 0 | 0 | 0 | 0 | 0 | 0 | 0 | 0 | 0 | 0 | 0 | 0 |
| Basic Air Conditioning And Heating | 22 | 0 | 0 | 0 | 0 | 0 | 0 | 0 | 0 | 22 | 10 | 12 | 10 | 10 | 1 | 1 | 0 |
| Welding | 41 | 3 | 2 | 1 | 1 | 2 | 0 | 0 | 0 | 38 | 23 | 15 | 11 | 25 | 1 | 1 | 0 |
| Computer Specialist | 2 | 0 | 0 | 0 | 0 | 0 | 0 | 0 | 0 | 2 | 0 | 2 | 2 | 0 | 0 | 0 | 0 |
| Accounting Specialist | 3 | 2 | 0 | 2 | 1 | 0 | 1 | 0 | 0 | 1 | 1 | 0 | 0 | 1 | 0 | 0 | 0 |
| Advanced Air Conditioning and Heating | 0 | 0 | 0 | 0 | 0 | 0 | 0 | 0 | 0 | 0 | 0 | 0 | 0 | 0 | 0 | 0 | 0 |
| Medical Record Coding Certificate | 17 | 16 | 5 | 11 | 15 | 0 | 1 | 0 | 0 | 1 | 0 | 1 | 0 | 0 | 0 | 1 | 0 |
| Automotive Technology | 13 | 0 | 0 | 0 | 0 | 0 | 0 | 0 | 0 | 13 | 1 | 12 | 4 | 7 | 2 | 0 | 0 |
| Automotive Diagnostic Technology | 7 | 0 | 0 | 0 | 0 | 0 | 0 | 0 | 0 | 7 | 0 | 7 | 7 | 0 | 0 | 0 | 0 |
| Basic Mechatronics | 24 | 0 | 0 | 0 | 0 | 0 | 0 | 0 | 0 | 24 | 13 | 11 | 7 | 13 | 2 | 2 | 0 |
| Advanced Mechatronics | 0 | 0 | 0 | 0 | 0 | 0 | 0 | 0 | 0 | 0 | 0 | 0 | 0 | 0 | 0 | 0 | 0 |
| Advanced Pipe Welding | 20 | 1 | 1 | 0 | 1 | 0 | 0 | 0 | 0 | 19 | 18 | 1 | 18 | 1 | 0 | 0 | 0 |
| Human Services | 0 | 0 | 0 | 0 | 0 | 0 | 0 | 0 | 0 | 0 | 0 | 0 | 0 | 0 | 0 | 0 | 0 |
| Massage Therapy | 14 | 11 | 0 | 11 | 3 | 1 | 5 | 2 | 0 | 3 | 0 | 3 | 1 | 0 | 2 | 0 | 0 |
| Basic Machining and CNC Fundamentals | 5 | 3 | 2 | 1 | 1 | 2 | 0 | 0 | 0 | 2 | 0 | 2 | 1 | 1 | 0 | 0 | 0 |

| Certificates | No. of Students Retained | Female Enrolled | Full-time | Part-time | Continuing | First Time Freshman | Readmit | First Time Transfer | Transient | Male Enrolled | Full-time | Part-time | Continuing | First Time Freshman | Readmit | First Time Transfer | Transient |
|---|---------------------------------|-----------------|------------|------------|------------|---------------------|-----------|---------------------|-----------|---------------|------------|------------|------------|---------------------|-----------|---------------------|-----------|
| Pharmacy Technician | 14 | 13 | 11 | 2 | 13 | 0 | 0 | 0 | 0 | 1 | 0 | 1 | 1 | 0 | 0 | 0 | 0 |
| Certified Nursing Assistant | 0 | 0 | 0 | 0 | 0 | 0 | 0 | 0 | 0 | 0 | 0 | 0 | 0 | 0 | 0 | 0 | 0 |
| Phlebotomy | 0 | 0 | 0 | 0 | 0 | 0 | 0 | 0 | 0 | 0 | 0 | 0 | 0 | 0 | 0 | 0 | 0 |
| Medical Office Administrative Assistant | 5 | 5 | 1 | 4 | 3 | 1 | 0 | 1 | 0 | 0 | 0 | 0 | 0 | 0 | 0 | 0 | 0 |
| Cybersecurity | 4 | 1 | 0 | 1 | 0 | 0 | 1 | 0 | 0 | 3 | 0 | 3 | 2 | 0 | 1 | 0 | 0 |
| Patient Care Technician | 4 | 4 | 4 | 0 | 4 | 0 | 0 | 0 | 0 | 0 | 0 | 0 | 0 | 0 | 0 | 0 | 0 |
| Entrepreneurship/Small Business | 7 | 7 | 1 | 6 | 7 | 0 | 0 | 0 | 0 | 0 | 0 | 0 | 0 | 0 | 0 | 0 | 0 |
| Supervision /Leadership Foundations | 0 | 0 | 0 | 0 | 0 | 0 | 0 | 0 | 0 | 0 | 0 | 0 | 0 | 0 | 0 | 0 | 0 |
| Web Development | 0 | 0 | 0 | 0 | 0 | 0 | 0 | 0 | 0 | 0 | 0 | 0 | 0 | 0 | 0 | 0 | 0 |
| Human Resources Specialist | 6 | 6 | 0 | 6 | 2 | 1 | 3 | 0 | 0 | 0 | 0 | 0 | 0 | 0 | 0 | 0 | 0 |
| Logistics and Supply Chain Management | 4 | 3 | 0 | 3 | 1 | 0 | 2 | 0 | 0 | 1 | 0 | 1 | 1 | 0 | 0 | 0 | 0 |
| Office Management | 0 | 0 | 0 | 0 | 0 | 0 | 0 | 0 | 0 | 0 | 0 | 0 | 0 | 0 | 0 | 0 | 0 |
| Certificates Totals | 231 | 86 | 27 | 59 | 58 | 9 | 15 | 4 | 0 | 145 | 67 | 78 | 68 | 62 | 9 | 6 | 0 |
| | | | | | | | | | | | | | | | | | |
| Career Development | No. of Students Retained | Female Enrolled | Full-time | Part-time | Continuing | First Time Freshman | Readmit | First Time Transfer | Transient | Male Enrolled | Full-time | Part-time | Continuing | First Time Freshman | Readmit | First Time Transfer | Transient |
| CAREER DEVELOPMENT | 11 | 4 | 0 | 4 | 3 | 0 | 0 | 0 | 0 | 7 | 0 | 7 | 1 | 0 | 1 | 0 | 1 |
| | | | | | | | | | | | | | | | | | |
| Totals | 1903 | 1270 | 509 | 761 | 846 | 294 | 88 | 41 | 0 | 633 | 349 | 284 | 378 | 197 | 31 | 22 | 1 |

EDSS ST ENR 115FS Fall 2019 retained Spring 2020, excludes High School Students taking college courses

Central Carolina Technical College
Student Retention by Program
(Excludes high school students taking college courses.)
Fall 2018 Open to Spring 2019 Open

| Associate Degrees | No. of Students Enrolled Fall 2018 Open | No. of Students Enrolled Spring 2019 Open | Retention Rates |
|---|--|--|------------------------|
| 035002 Accounting | 66 | 44 | 67% |
| 035007 Administrative Office Technology | 32 | 26 | 81% |
| 035030 Management | 156 | 94 | 60% |
| 035104 Computer Technology | 107 | 75 | 70% |
| 035208 Nursing (Adn) | 211 | 187 | 89% |
| 035307 Engineering Graphics Design | 77 | 71 | 92% |
| 035318 General Technology | 79 | 65 | 82% |
| 035408 Environmental Engineering | 34 | 26 | 76% |
| 035426 Natural Resources Management | 31 | 27 | 87% |
| 035501 Human Services | 112 | 87 | 78% |
| 035505 Criminal Justice Technology | 76 | 38 | 50% |
| 035508 Early Care And Education | 87 | 62 | 71% |
| 035520 Paralegal | 40 | 24 | 60% |
| 045600 Associate In Arts | 1179 | 802 | 68% |
| 055600 Associate In Science | 210 | 138 | 66% |
| Associate Total | 2497 | 1766 | 71% |
| Diplomas | No. of Students Enrolled Fall 2018 Open | No. of Students Enrolled Spring 2019 Open | Retention Rates |
| 015041 Administrative Support | 1 | 1 | 100% |
| 015211 Surgical Technology | 21 | 17 | 81% |
| 015214 Medical Assisting | 32 | 26 | 81% |
| 015508 Early Childhood Development | 6 | 1 | 17% |
| Diploma Total | 60 | 45 | 75% |
| Certificates | No. of Students Enrolled Fall 2018 Open | No. of Students Enrolled Spring 2019 Open | Retention Rates |
| 060649 Internetworking | 2 | 0 | 0% |
| 060799 General Education | 3 | 3 | 100% |
| 060862 Infant and Toddler Care | 3 | 1 | 33% |
| 060944 Water Operator | 3 | 3 | 100% |
| 060945 Wastewater Operator | 8 | 2 | 25% |
| 061023 Environmental Health and Safety | 3 | 2 | 67% |
| 061037 Gerontology | 0 | 0 | 0% |
| 061043 Advanced CNC | 1 | 1 | 100% |
| 070191 Early Childhood Development | 6 | 2 | 33% |
| 070261 Information Processing | 1 | 1 | 0% |
| 070808 Basic Air Conditioning And Heating | 22 | 17 | 77% |

| | | | | | |
|--|--|--|--|--|------------------------|
| 070810 Welding | 54 | | 44 | | 81% |
| 070816 Computer Specialist | 5 | | 4 | | 80% |
| 070847 Accounting Specialist | 9 | | 6 | | 67% |
| 070970 Advanced Air Conditioning and Heating | 6 | | 6 | | 0% |
| 071088 Medical Record Coding Certificate | 28 | | 18 | | 64% |
| 071158 Automotive Technology | 19 | | 12 | | 63% |
| 071159 Automotive Diagnostic Technology | 0 | | 0 | | 0% |
| 071165 Basic Mechatronics | 41 | | 33 | | 80% |
| 071166 Advanced Mechatronics | 0 | | 0 | | 0% |
| 071168 Advanced Pipe Welding | 16 | | 12 | | 75% |
| 071180 Human Services | 3 | | 1 | | 33% |
| 071181 Massage Therapy | 21 | | 15 | | 71% |
| 071237 Basic Machining and CNC Fundamentals | 16 | | 12 | | 75% |
| 071238 Pharmacy Technician | 16 | | 15 | | 94% |
| 071291 Certified Nursing Assistant | 0 | | 0 | | 0% |
| 071292 Phlebotomy | 0 | | 0 | | 0% |
| 071327 Medical Office Administrative | 14 | | 7 | | 50% |
| 071328 Cybersecurity | 9 | | 4 | | 44% |
| 071349 Patient Care Technician | 15 | | 11 | | 73% |
| 071350 Entrepreneurship/Small Business | 10 | | 7 | | 70% |
| 071351 Supervision/Leadership Foundations | 7 | | 3 | | 43% |
| 071352 Web Development | 3 | | 3 | | 100% |
| 071396 Human Resources Specialist | 5 | | 3 | | 60% |
| Certificates Total | 349 | | 248 | | 71% |
| | | | | | |
| | | | | | |
| Career Development | No. of Students Enrolled Fall 2018 Open | | No. of Students Enrolled Spring 2018 Open | | Retention Rates |
| 006100 CAREER DEVELOPMENT | 46 | | 9 | | 20% |
| Career Development Total | 46 | | 9 | | 20% |
| | 2952 | | 2068 | | 70% |

Source: EDSS ST ENR 115FS Fall 2018 retained Spring 2019, excludes High School Students taking college courses

Central Carolina Technical College
Student Retention by Program, Gender & Ethnicity (Excludes high school students taking college courses.)
2018 Fall Open to 2019 Spring Open

| Associate Degrees | No. of Students Retained | Female Enrollment By Ethnicity | | | | | | | | | Male Enrollment By Ethnicity | | | | | | | | |
|---|--------------------------|--------------------------------|-----------------|--------------------------|----------|-------------------|------------------------------|------------|-----------|-----------------|------------------------------|-----------------|--------------------------|----------|-------------------|------------------------------|------------|----------|-----------------|
| | | Female Enrolled | Hispanic/Latino | Am. Indian/Alaska Native | Asian | Black or Afr. Am. | Native Hawaiian/Pac Islander | White | Unknown | 2 or More Races | Male Enrolled | Hispanic/Latino | Am. Indian/Alaska Native | Asian | Black or Afr. Am. | Native Hawaiian/Pac Islander | White | Unknown | 2 or More Races |
| 035002 Accounting | 44 | 35 | 3 | 1 | 0 | 11 | 0 | 20 | 0 | 0 | 9 | 1 | 0 | 0 | 4 | 0 | 4 | 0 | 0 |
| 035007 Administrative Office Technology | 26 | 22 | 0 | 0 | 0 | 14 | 0 | 7 | 0 | 1 | 4 | 0 | 0 | 0 | 4 | 0 | 0 | 0 | 0 |
| 035030 Management | 94 | 62 | 3 | 0 | 0 | 42 | 0 | 16 | 1 | 0 | 32 | 0 | 0 | 0 | 15 | 0 | 15 | 0 | 2 |
| 035104 Computer Technology | 75 | 21 | 1 | 0 | 0 | 10 | 0 | 10 | 0 | 0 | 54 | 2 | 0 | 0 | 27 | 0 | 23 | 0 | 2 |
| 035208 Nursing (Adn) | 187 | 175 | 7 | 0 | 2 | 40 | 0 | 115 | 2 | 9 | 12 | 2 | 1 | 0 | 4 | 0 | 4 | 1 | 0 |
| 035307 Engineering Graphics Design | 71 | 10 | 1 | 0 | 0 | 4 | 0 | 5 | 0 | 0 | 61 | 2 | 0 | 1 | 21 | 1 | 33 | 1 | 2 |
| 035318 General Technology | 65 | 5 | 0 | 0 | 0 | 3 | 0 | 2 | 0 | 0 | 60 | 3 | 0 | 0 | 20 | 0 | 35 | 2 | 0 |
| 035408 Environmental Engineering Technology | 26 | 3 | 0 | 0 | 0 | 0 | 0 | 3 | 0 | 0 | 23 | 0 | 0 | 0 | 10 | 0 | 10 | 2 | 1 |
| 035426 Natural Resources Management | 27 | 9 | 0 | 0 | 0 | 1 | 0 | 8 | 0 | 0 | 18 | 1 | 0 | 0 | 2 | 0 | 15 | 0 | 0 |
| 035501 Human Services | 87 | 77 | 1 | 0 | 0 | 53 | 0 | 19 | 4 | 0 | 10 | 1 | 0 | 0 | 7 | 0 | 1 | 1 | 0 |
| 035505 Criminal Justice Technology | 38 | 19 | 0 | 0 | 0 | 12 | 0 | 7 | 0 | 0 | 19 | 2 | 0 | 0 | 6 | 0 | 11 | 0 | 0 |
| 035508 Early Care And Education | 62 | 59 | 0 | 0 | 0 | 34 | 1 | 23 | 0 | 1 | 3 | 0 | 0 | 0 | 2 | 0 | 1 | 0 | 0 |
| 035520 Paralegal | 24 | 23 | 0 | 0 | 0 | 11 | 0 | 9 | 2 | 1 | 1 | 0 | 0 | 0 | 1 | 0 | 0 | 0 | 0 |
| 045600 Associate In Arts | 802 | 666 | 20 | 1 | 5 | 332 | 0 | 287 | 7 | 14 | 136 | 2 | 0 | 0 | 53 | 0 | 70 | 1 | 10 |
| 055600 Associate In Science | 138 | 86 | 3 | 0 | 2 | 25 | 1 | 51 | 2 | 2 | 52 | 1 | 0 | 1 | 11 | 0 | 39 | 0 | 0 |
| Associate Totals | 1766 | 1272 | 39 | 2 | 9 | 592 | 2 | 582 | 18 | 28 | 494 | 17 | 1 | 2 | 187 | 1 | 261 | 8 | 17 |
| Diplomas | No. of Students Retained | Female Enrolled | Hispanic/Latino | Am. Indian/Alaska Native | Asian | Black or Afr. Am. | Native Hawaiian/Pac Islander | White | Unknown | 2 or More Races | Male Enrolled | Hispanic/Latino | Am. Indian/Alaska Native | Asian | Black or Afr. Am. | Native Hawaiian/Pac Islander | White | Unknown | 2 or More Races |
| 015041 Administrative Support | 1 | 1 | 0 | 0 | 0 | 0 | 0 | 1 | 0 | 0 | 0 | 0 | 0 | 0 | 0 | 0 | 0 | 0 | 0 |
| 015211 Surgical Technology | 17 | 14 | 0 | 0 | 0 | 3 | 0 | 11 | 0 | 0 | 3 | 0 | 0 | 0 | 2 | 0 | 1 | 0 | 0 |
| 015214 Medical Assisting | 26 | 26 | 4 | 0 | 0 | 9 | 0 | 13 | 0 | 0 | 0 | 0 | 0 | 0 | 0 | 0 | 0 | 0 | 0 |
| 015508 Early Childhood Development | 1 | 1 | 0 | 0 | 0 | 1 | 0 | 0 | 0 | 0 | 0 | 0 | 0 | 0 | 0 | 0 | 0 | 0 | 0 |
| Diploma Totals | 45 | 42 | 4 | 0 | 0 | 13 | 0 | 25 | 0 | 0 | 3 | 0 | 0 | 0 | 2 | 0 | 1 | 0 | 0 |

| Certificates | No. of Students Retained | Female Enrolled | Hispanic/Latino | Am. Indian/Alaska Native | Asian | Black or Afr. Am. | Native Hawaiian/Pac Islander | White | Unknown | 2 or More Races | Male Enrolled | Hispanic/Latino | Am. Indian/Alaska Native | Asian | Black or Afr. Am. | Native Hawaiian/Pac Islander | White | Unknown | 2 or More Races |
|--|---------------------------------|-----------------|-----------------|--------------------------|-------|-------------------|------------------------------|-------|---------|-----------------|---------------|-----------------|--------------------------|-------|-------------------|------------------------------|-------|---------|-----------------|
| 060649 Internetworking | 0 | 0 | 0 | 0 | 0 | 0 | 0 | 0 | 0 | 0 | 0 | 0 | 0 | 0 | 0 | 0 | 0 | 0 | 0 |
| 060799 General Education | 3 | 2 | 0 | 0 | 0 | 0 | 0 | 2 | 0 | 0 | 1 | 0 | 0 | 0 | 0 | 0 | 1 | 0 | 0 |
| 060862 Infant and Toddler Care | 1 | 1 | 0 | 0 | 0 | 1 | 0 | 0 | 0 | 0 | 0 | 0 | 0 | 0 | 0 | 0 | 0 | 0 | 0 |
| 060944 Water Operator | 3 | 0 | 0 | 0 | 0 | 0 | 0 | 0 | 0 | 0 | 3 | 0 | 0 | 0 | 0 | 0 | 3 | 0 | 0 |
| 060945 Wastewater Operator | 2 | 0 | 0 | 0 | 0 | 0 | 0 | 0 | 0 | 0 | 2 | 0 | 0 | 0 | 0 | 0 | 2 | 0 | 0 |
| 061023 Environmental Health and Safety | 2 | 0 | 0 | 0 | 0 | 0 | 0 | 0 | 0 | 0 | 2 | 0 | 0 | 0 | 0 | 0 | 2 | 0 | 0 |
| 061037 Gerontology | 0 | 0 | 0 | 0 | 0 | 0 | 0 | 0 | 0 | 0 | 0 | 0 | 0 | 0 | 0 | 0 | 0 | 0 | 0 |
| 061043 Advanced CNC | 1 | 1 | 1 | 0 | 0 | 0 | 0 | 0 | 0 | 0 | 0 | 0 | 0 | 0 | 0 | 0 | 0 | 0 | 0 |
| 070191 Early Childhood Development | 2 | 2 | 0 | 0 | 0 | 2 | 0 | 0 | 0 | 0 | 0 | 0 | 0 | 0 | 0 | 0 | 0 | 0 | 0 |
| 070261 Information Processing | 1 | 1 | 0 | 0 | 0 | 1 | 0 | 0 | 0 | 0 | 0 | 0 | 0 | 0 | 0 | 0 | 0 | 0 | 0 |
| 070808 Basic Air Conditioning And Heating | 17 | 2 | 0 | 0 | 0 | 1 | 0 | 1 | 0 | 0 | 15 | 2 | 0 | 0 | 5 | 0 | 6 | 1 | 1 |
| 070810 Welding | 44 | 2 | 0 | 0 | 0 | 0 | 0 | 2 | 0 | 0 | 42 | 1 | 0 | 1 | 16 | 0 | 24 | 0 | 0 |
| 070816 Computer Specialist | 4 | 0 | 0 | 0 | 0 | 0 | 0 | 0 | 0 | 0 | 4 | 0 | 0 | 0 | 2 | 0 | 2 | 0 | 0 |
| 070847 Accounting Specialist | 6 | 5 | 0 | 0 | 1 | 2 | 0 | 2 | 0 | 0 | 1 | 0 | 0 | 0 | 0 | 0 | 1 | 0 | 0 |
| 070970 Advanced Air Conditioning and Heating | 6 | 1 | 0 | 0 | 0 | 0 | 0 | 1 | 0 | 0 | 5 | 0 | 0 | 0 | 2 | 0 | 3 | 0 | 0 |
| 071088 Medical Record Coding Certificate | 18 | 16 | 0 | 0 | 4 | 0 | 0 | 12 | 0 | 0 | 2 | 0 | 0 | 0 | 1 | 0 | 1 | 0 | 0 |
| 071158 Automotive Technology | 12 | 0 | 0 | 0 | 0 | 0 | 0 | 0 | 0 | 0 | 12 | 0 | 0 | 0 | 4 | 0 | 8 | 0 | 0 |
| 071159 Automotive Diagnostic Technology | 0 | 0 | 0 | 0 | 0 | 0 | 0 | 0 | 0 | 0 | 0 | 0 | 0 | 0 | 0 | 0 | 0 | 0 | 0 |
| 071165 Basic Mechatronics | 33 | 1 | 0 | 0 | 0 | 1 | 0 | 0 | 0 | 0 | 32 | 1 | 0 | 1 | 6 | 0 | 23 | 1 | 0 |
| 071166 Advanced Mechatronics | 0 | 0 | 0 | 0 | 0 | 0 | 0 | 0 | 0 | 0 | 0 | 0 | 0 | 0 | 0 | 0 | 0 | 0 | 0 |
| 071168 Advanced Pipe Welding | 12 | 1 | 0 | 0 | 0 | 0 | 0 | 1 | 0 | 0 | 11 | 0 | 1 | 0 | 5 | 0 | 1 | 0 | 0 |
| 071180 Human Services | 1 | 1 | 0 | 0 | 0 | 1 | 0 | 0 | 0 | 0 | 0 | 0 | 0 | 0 | 0 | 0 | 0 | 0 | 0 |
| 071181 Massage Therapy | 15 | 13 | 0 | 0 | 0 | 7 | 0 | 6 | 0 | 0 | 2 | 0 | 0 | 0 | 1 | 0 | 0 | 0 | 1 |
| 071237 Basic Machining and CNC Fundamentals | 12 | 2 | 0 | 0 | 0 | 2 | 0 | 0 | 0 | 0 | 10 | 0 | 0 | 0 | 3 | 0 | 7 | 0 | 0 |
| 071238 Pharmacy Technician | 15 | 13 | 0 | 0 | 0 | 7 | 0 | 5 | 1 | 0 | 2 | 0 | 0 | 0 | 1 | 0 | 1 | 0 | 0 |
| 071291 Certified Nursing Assistant | 0 | 0 | 0 | 0 | 0 | 0 | 0 | 0 | 0 | 0 | 0 | 0 | 0 | 0 | 0 | 0 | 0 | 0 | 0 |

| Certificates | No. of Students Retained | Female Enrolled | Hispanic/Latino | Am. Indian/Alaska Native | Asian | Black or Afr. Am. | Native Hawaiian/Pac Islander | White | Unknown | 2 or More Races | Male Enrolled | Hispanic/Latino | Am. Indian/Alaska Native | Asian | Black or Afr. Am. | Native Hawaiian/Pac Islander | White | Unknown | 2 or More Races | |
|--|---------------------------------|-----------------|-----------------|--------------------------|-----------|-------------------|------------------------------|------------|-----------|-----------------|---------------|-----------------|--------------------------|----------|-------------------|------------------------------|------------|-----------|-----------------|--|
| 071292 Phlebotomy | 0 | 0 | 0 | 0 | 0 | 0 | 0 | 0 | 0 | 0 | 0 | 0 | 0 | 0 | 0 | 0 | 0 | 0 | 0 | |
| 071327 Medical Office Administrative Assistant | 7 | 7 | 2 | 0 | 0 | 3 | 0 | 2 | 0 | 0 | 0 | 0 | 0 | 0 | 0 | 0 | 0 | 0 | 0 | |
| 071328 Cybersecurity | 4 | 0 | 0 | 0 | 0 | 0 | 0 | 0 | 0 | 0 | 4 | 0 | 0 | 0 | 3 | 0 | 1 | 0 | 0 | |
| 071349 Patient Care Technician | 11 | 10 | 0 | 0 | 0 | 5 | 0 | 5 | 0 | 0 | 1 | 0 | 0 | 0 | 1 | 0 | 0 | 0 | 0 | |
| 071350 Entrepreneurship/Small Business | 7 | 7 | 0 | 0 | 0 | 4 | 0 | 2 | 1 | 0 | 0 | 0 | 0 | 0 | 0 | 0 | 0 | 0 | 0 | |
| 071351 Supervision/Leadership Foundations | 3 | 3 | 0 | 0 | 0 | 3 | 0 | 0 | 0 | 0 | 0 | 0 | 0 | 0 | 0 | 0 | 0 | 0 | 0 | |
| 071352 Web Development | 3 | 2 | 0 | 0 | 0 | 1 | 0 | 1 | 0 | 0 | 1 | 0 | 0 | 0 | 0 | 0 | 1 | 0 | 0 | |
| 071396 Human Resources Specialist | 3 | 2 | 0 | 0 | 0 | 2 | 0 | 0 | 0 | 0 | 1 | 0 | 0 | 0 | 1 | 0 | 0 | 0 | 0 | |
| Certificates Totals | 248 | 95 | 3 | 0 | 5 | 43 | 0 | 42 | 2 | 0 | 153 | 4 | 1 | 2 | 51 | 0 | 87 | 2 | 2 | |
| | | | | | | | | | | | | | | | | | | | | |
| Career Development | No. of Students Retained | Female Enrolled | Hispanic/Latino | Am. Indian/Alaska Native | Asian | Black or Afr. Am. | Native Hawaiian/Pac Islander | White | Unknown | 2 or More Races | Male Enrolled | Hispanic/Latino | Am. Indian/Alaska Native | Asian | Black or Afr. Am. | Native Hawaiian/Pac Islander | White | Unknown | 2 or More Races | |
| 006100 CAREER DEVELOPMENT | 9 | 4 | 0 | 0 | 0 | 2 | 0 | 0 | 0 | 0 | 5 | 0 | 0 | 0 | 1 | 0 | 4 | 0 | 0 | |
| Career Development Totals | 9 | 4 | 0 | 0 | 0 | 2 | 0 | 0 | 0 | 0 | 5 | 0 | 0 | 0 | 1 | 0 | 4 | 0 | 0 | |
| | | | | | | | | | | | | | | | | | | | | |
| Totals | No. of Students Retained | Female Enrolled | Hispanic/Latino | Indian/Alaska Native | Asian | Black or Afr. Am. | Hawaiian/Pac Islander | White | Unknown | 2 or More Races | Male Enrolled | Hispanic/Latino | Indian/Alaska Native | Asian | Black or Afr. Am. | Hawaiian/Pac Islander | White | Unknown | 2 or More Races | |
| Totals | 2068 | 1413 | 46 | 2 | 14 | 650 | 2 | 649 | 20 | 28 | 655 | 21 | 2 | 4 | 241 | 1 | 353 | 10 | 19 | |

EDSS ST ENR 115ES Fall 2018 retained Spring 2019, excludes High School Students taking college courses

Central Carolina Technical College
Student Retention by Program, Gender & Status
2018 Fall Open to 2019 Spring Open

| | Enrollment Status | | | | | | | | | Registration Status | | | | | | | | |
|---|--------------------------|-----------------|------------|------------|------------|---------------------|-----------|---------------------|-----------|---------------------|------------|------------|------------|---------------------|-----------|---------------------|-----------|--|
| | Female | | | | | | | | | Male | | | | | | | | |
| | No. of Students Retained | Female Enrolled | Full-time | Part-time | Continuing | First Time Freshman | Readmit | First Time Transfer | Transient | Male Enrolled | Full-time | Part-time | Continuing | First Time Freshman | Readmit | First Time Transfer | Transient | |
| Associate Degrees | | | | | | | | | | | | | | | | | | |
| 035002 Accounting | 44 | 35 | 15 | 20 | 25 | 7 | 3 | 0 | 0 | 9 | 5 | 4 | 6 | 3 | 0 | 0 | 0 | |
| 035007 Administrative Office Technology | 26 | 22 | 3 | 19 | 17 | 1 | 4 | 0 | 0 | 4 | 1 | 3 | 4 | 0 | 0 | 0 | 0 | |
| 035030 Management | 94 | 62 | 26 | 36 | 41 | 14 | 5 | 2 | 0 | 32 | 19 | 13 | 17 | 13 | 1 | 1 | 0 | |
| 035104 Computer Technology | 75 | 21 | 11 | 10 | 6 | 5 | 0 | 0 | 0 | 54 | 37 | 17 | 28 | 24 | 1 | 1 | 0 | |
| 035208 Nursing (Adn) | 187 | 175 | 16 | 159 | 164 | 2 | 4 | 5 | 0 | 12 | 0 | 12 | 11 | 0 | 1 | 0 | 0 | |
| 035307 Engineering Graphics Design | 71 | 10 | 4 | 6 | 7 | 3 | 0 | 0 | 0 | 61 | 37 | 24 | 40 | 19 | 1 | 1 | 0 | |
| 035318 General Technology | 65 | 5 | 3 | 2 | 4 | 1 | 0 | 0 | 0 | 60 | 39 | 21 | 52 | 6 | 0 | 2 | 0 | |
| 035408 Environmental Engineering Technology | 26 | 3 | 0 | 3 | 2 | 0 | 1 | 0 | 0 | 23 | 9 | 14 | 16 | 5 | 1 | 1 | 0 | |
| 035426 Natural Resources Management | 27 | 9 | 5 | 4 | 7 | 2 | 0 | 0 | 0 | 18 | 12 | 6 | 10 | 8 | 0 | 0 | 0 | |
| 035501 Human Services | 87 | 77 | 27 | 50 | 65 | 7 | 3 | 2 | 0 | 10 | 4 | 6 | 9 | 1 | 0 | 0 | 0 | |
| 035505 Criminal Justice Technology | 38 | 19 | 11 | 8 | 10 | 6 | 2 | 1 | 0 | 19 | 10 | 9 | 12 | 6 | 0 | 1 | 0 | |
| 035508 Early Care And Education | 62 | 59 | 24 | 35 | 41 | 15 | 1 | 2 | 0 | 3 | 1 | 2 | 2 | 1 | 0 | 0 | 0 | |
| 035520 Paralegal | 24 | 23 | 12 | 11 | 15 | 5 | 3 | 0 | 0 | 1 | 1 | 0 | 1 | 0 | 0 | 0 | 0 | |
| 045600 Associate In Arts | 802 | 666 | 289 | 377 | 387 | 198 | 45 | 36 | 0 | 136 | 82 | 54 | 71 | 57 | 3 | 5 | 0 | |
| 055600 Associate In Science | 138 | 86 | 47 | 39 | 53 | 30 | 3 | 0 | 0 | 52 | 37 | 15 | 27 | 23 | 2 | 0 | 0 | |
| Associate Totals | 1766 | 1272 | 493 | 779 | 844 | 296 | 74 | 48 | 0 | 494 | 294 | 200 | 306 | 166 | 10 | 12 | 0 | |
| | | | | | | | | | | | | | | | | | | |
| Diplomas | | | | | | | | | | | | | | | | | | |
| 015041 Administrative Support | 1 | 1 | 0 | 1 | 1 | 0 | 0 | 0 | 0 | 0 | 0 | 0 | 0 | 0 | 0 | 0 | 0 | |
| 015211 Surgical Technology | 17 | 14 | 14 | 0 | 14 | 0 | 0 | 0 | 0 | 3 | 3 | 0 | 2 | 0 | 1 | 0 | 0 | |
| 015214 Medical Assisting | 26 | 26 | 24 | 2 | 22 | 0 | 2 | 0 | 0 | 0 | 0 | 0 | 0 | 0 | 0 | 0 | 0 | |
| 015508 Early Childhood Development | 1 | 1 | 0 | 1 | 1 | 0 | 0 | 0 | 0 | 0 | 0 | 0 | 0 | 0 | 0 | 0 | 0 | |
| Diploma Totals | 45 | 42 | 38 | 4 | 38 | 0 | 2 | 0 | 0 | 3 | 3 | 0 | 2 | 0 | 1 | 0 | 0 | |

| Certificates | No. of Students Retained | Female Enrolled | Full-time | Part-time | Continuing | First Time Freshman | Readmit | First Time Transfer | Transient | Male Enrolled | Full-time | Part-time | Continuing | First Time Freshman | Readmit | First Time Transfer | Transient |
|--|---------------------------------|------------------------|------------------|------------------|-------------------|----------------------------|----------------|----------------------------|------------------|----------------------|------------------|------------------|-------------------|----------------------------|----------------|----------------------------|------------------|
| 060649 Internetworking | 0 | 0 | 0 | 0 | 0 | 0 | 0 | 0 | 0 | 0 | 0 | 0 | 0 | 0 | 0 | 0 | 0 |
| 060799 General Education | 3 | 2 | 0 | 2 | 2 | 0 | 0 | 0 | 0 | 1 | 1 | 0 | 1 | 0 | 0 | 0 | 0 |
| 060862 Infant and Toddler Care | 1 | 1 | 0 | 1 | 1 | 0 | 0 | 0 | 0 | 0 | 0 | 0 | 0 | 0 | 0 | 0 | 0 |
| 060944 Water Operator | 3 | 0 | 0 | 0 | 0 | 0 | 0 | 0 | 0 | 3 | 0 | 3 | 2 | 1 | 0 | 0 | 0 |
| 060945 Wastewater Operator | 2 | 0 | 0 | 0 | 0 | 0 | 0 | 0 | 0 | 2 | 0 | 2 | 2 | 0 | 0 | 0 | 0 |
| 061023 Environmental Health and Safety | 2 | 0 | 0 | 0 | 0 | 0 | 0 | 0 | 0 | 2 | 0 | 2 | 0 | 0 | 1 | 1 | 0 |
| 061037 Gerontology | 0 | 0 | 0 | 0 | 0 | 0 | 0 | 0 | 0 | 0 | 0 | 0 | 0 | 0 | 0 | 0 | 0 |
| 061043 Advanced CNC | 1 | 1 | 0 | 1 | 1 | 0 | 0 | 0 | 0 | 0 | 0 | 0 | 0 | 0 | 0 | 0 | 0 |
| 070191 Early Childhood Development | 2 | 2 | 0 | 2 | 1 | 0 | 1 | 0 | 0 | 0 | 0 | 0 | 0 | 0 | 0 | 0 | 0 |
| 070261 Information Processing | 1 | 1 | 0 | 1 | 0 | 0 | 1 | 0 | 0 | 0 | 0 | 0 | 0 | 0 | 0 | 0 | 0 |
| 070808 Basic Air Conditioning And Heating | 17 | 2 | 1 | 1 | 1 | 1 | 0 | 0 | 0 | 15 | 9 | 6 | 4 | 8 | 1 | 2 | 0 |
| 070810 Welding | 44 | 2 | 2 | 0 | 0 | 2 | 0 | 0 | 0 | 42 | 26 | 16 | 9 | 26 | 7 | 0 | 0 |
| 070816 Computer Specialist | 4 | 0 | 0 | 0 | 0 | 0 | 0 | 0 | 0 | 4 | 3 | 1 | 2 | 2 | 0 | 0 | 0 |
| 070847 Accounting Specialist | 6 | 5 | 1 | 4 | 3 | 1 | 0 | 1 | 0 | 1 | 0 | 1 | 0 | 0 | 0 | 1 | 0 |
| 070970 Advanced Air Conditioning and Heating | 6 | 1 | 0 | 1 | 1 | 0 | 0 | 0 | 0 | 5 | 0 | 5 | 5 | 0 | 0 | 0 | 0 |
| 071088 Medical Record Coding Certificate | 18 | 16 | 4 | 12 | 15 | 1 | 0 | 0 | 0 | 2 | 0 | 2 | 2 | 0 | 0 | 0 | 0 |
| 071158 Automotive Technology | 12 | 0 | 0 | 0 | 0 | 0 | 0 | 0 | 0 | 12 | 7 | 5 | 2 | 9 | 1 | 0 | 0 |
| 071159 Automotive Diagnostic Technology | 0 | 0 | 0 | 0 | 0 | 0 | 0 | 0 | 0 | 0 | 0 | 0 | 0 | 0 | 0 | 0 | 0 |
| 071165 Basic Mechatronics | 33 | 1 | 1 | 0 | 0 | 1 | 0 | 0 | 0 | 32 | 18 | 14 | 10 | 18 | 1 | 3 | 0 |
| 071166 Advanced Mechatronics | 0 | 0 | 0 | 0 | 0 | 0 | 0 | 0 | 0 | 0 | 0 | 0 | 0 | 0 | 0 | 0 | 0 |
| 071168 Advanced Pipe Welding | 12 | 1 | 1 | 0 | 1 | 0 | 0 | 0 | 0 | 11 | 11 | 0 | 11 | 0 | 0 | 0 | 0 |
| 071180 Human Services | 1 | 1 | 0 | 1 | 1 | 0 | 0 | 0 | 0 | 0 | 0 | 0 | 0 | 0 | 0 | 0 | 0 |
| 071181 Massage Therapy | 15 | 13 | 11 | 2 | 8 | 3 | 1 | 1 | 0 | 2 | 2 | 0 | 1 | 1 | 0 | 0 | 0 |
| 071237 Basic Machining and CNC Fundamentals | 12 | 2 | 2 | 0 | 0 | 1 | 0 | 1 | 0 | 10 | 8 | 2 | 1 | 7 | 2 | 0 | 0 |

| Certificates | No. of Students Retained | Female Enrolled | Full-time | Part-time | Continuing | First Time Freshman | Readmit | First Time Transfer | Transient | Male Enrolled | Full-time | Part-time | Continuing | First Time Freshman | Readmit | First Time Transfer | Transient |
|--|---------------------------------|-----------------|------------|------------|------------|---------------------|-----------|---------------------|-----------|---------------|------------|------------|------------|---------------------|-----------|---------------------|-----------|
| 071238 Pharmacy Technician | 15 | 13 | 12 | 1 | 12 | 0 | 1 | 0 | 0 | 2 | 0 | 2 | 2 | 0 | 0 | 0 | 0 |
| 071291 Certified Nursing Assistant | 0 | 0 | 0 | 0 | 0 | 0 | 0 | 0 | 0 | 0 | 0 | 0 | 0 | 0 | 0 | 0 | 0 |
| 071292 Phlebotomy | 0 | 0 | 0 | 0 | 0 | 0 | 0 | 0 | 0 | 0 | 0 | 0 | 0 | 0 | 0 | 0 | 0 |
| 071327 Medical Office Administrative Assistant | 7 | 7 | 2 | 5 | 4 | 1 | 1 | 1 | 0 | 0 | 0 | 0 | 0 | 0 | 0 | 0 | 0 |
| 071328 Cybersecurity | 4 | 0 | 0 | 0 | 0 | 0 | 0 | 0 | 0 | 4 | 4 | 0 | 1 | 3 | 0 | 0 | 0 |
| 071349 Patient Care Technician | 11 | 10 | 3 | 7 | 5 | 3 | 2 | 0 | 0 | 1 | 0 | 1 | 1 | 0 | 0 | 0 | 0 |
| 071350 Entrepreneurship/Small Business | 7 | 7 | 1 | 6 | 5 | 1 | 1 | 0 | 0 | 0 | 0 | 0 | 0 | 0 | 0 | 0 | 0 |
| 071351 Supervision /Leadership Foundations | 3 | 3 | 1 | 2 | 3 | 0 | 0 | 0 | 0 | 0 | 0 | 0 | 0 | 0 | 0 | 0 | 0 |
| 071352 Web Development | 3 | 2 | 0 | 2 | 2 | 0 | 0 | 0 | 0 | 1 | 0 | 1 | 0 | 0 | 1 | 0 | 0 |
| 071396 Human Resources Specialist | 3 | 2 | 0 | 2 | 2 | 0 | 0 | 0 | 0 | 1 | 0 | 1 | 0 | 0 | 0 | 1 | 0 |
| Certificates Totals | 248 | 95 | 42 | 53 | 68 | 15 | 8 | 4 | 0 | 153 | 89 | 64 | 56 | 75 | 14 | 8 | 0 |
| | | | | | | | | | | | | | | | | | |
| Career Development | No. of Students Retained | Female Enrolled | Full-time | Part-time | Continuing | First Time Freshman | Readmit | First Time Transfer | Transient | Male Enrolled | Full-time | Part-time | Continuing | First Time Freshman | Readmit | First Time Transfer | Transient |
| 006100 CAREER DEVELOPMENT | 9 | 4 | 0 | 4 | 1 | 0 | 1 | 0 | 2 | 5 | 0 | 5 | 2 | 0 | 1 | 0 | 2 |
| | | | | | | | | | | | | | | | | | |
| Totals | 2068 | 1413 | 573 | 840 | 951 | 311 | 85 | 52 | 2 | 655 | 386 | 269 | 366 | 241 | 26 | 20 | 2 |

EDSS ST ENR 115FS Fall 2018 retained Spring 2019, excludes High School Students taking college courses

|

Central Carolina Technical College
Student Retention by Program
(Excludes high school students taking college courses.)
Fall 2017 Open to Spring 2018 Open

| Associate Degrees | No. of Students Enrolled Fall 2017 Open | No. of Students Enrolled Spring 2018 Open | Retention Rates |
|---|--|--|------------------------|
| 035002 Accounting | 62 | 50 | 81% |
| 035007 Administrative Office Technology | 29 | 20 | 69% |
| 035030 Management | 162 | 124 | 77% |
| 035104 Computer Technology | 158 | 117 | 74% |
| 035208 Nursing (Adn) | 186 | 166 | 89% |
| 035307 Engineering Graphics Design | 91 | 71 | 78% |
| 035318 General Technology | 73 | 60 | 82% |
| 035408 Environmental Engineering | 22 | 17 | 77% |
| 035426 Natural Resources Management | 39 | 28 | 72% |
| 035501 Human Services | 129 | 104 | 81% |
| 035505 Criminal Justice Technology | 92 | 62 | 67% |
| 035508 Early Care And Education | 103 | 73 | 71% |
| 035520 Paralegal | 39 | 29 | 74% |
| 045600 Associate In Arts | 1232 | 878 | 71% |
| 055600 Associate In Science | 277 | 186 | 67% |
| Associate Total | 2694 | 1985 | 74% |
| Diplomas | No. of Students Enrolled Fall 2017 Open | No. of Students Enrolled Spring 2018 Open | Retention Rates |
| 015041 Administrative Support | 5 | 2 | 40% |
| 015211 Surgical Technology | 21 | 14 | 67% |
| 015214 Medical Assisting | 12 | 12 | 100% |
| 015508 Early Childhood Development | 2 | 1 | 50% |
| Diploma Total | 40 | 29 | 73% |
| Certificates | No. of Students Enrolled Fall 2017 Open | No. of Students Enrolled Spring 2018 Open | Retention Rates |
| 060649 Internetworking | 3 | 1 | 33% |
| 060799 General Education | 1 | 0 | 0% |
| 060862 Infant and Toddler Care | 3 | 2 | 67% |
| 060944 Water Operator | 4 | 3 | 75% |
| 060945 Wastewater Operator | 5 | 4 | 80% |
| 061023 Environmental Health and Safety | 3 | 2 | 67% |
| 061037 Gerontology | 4 | 2 | 50% |
| 070191 Early Childhood Development | 6 | 2 | 33% |
| 070261 Information Processing | 0 | 0 | 0% |
| 070808 Basic Air Conditioning And Heating | 31 | 18 | 58% |
| 070810 Welding | 63 | 42 | 67% |

| | | | | | |
|--|--|--|--|--|------------------------|
| 070816 Computer Specialist | 7 | | 4 | | 57% |
| 070847 Accounting Specialist | 10 | | 8 | | 80% |
| 070970 Advanced Air Conditioning and | 0 | | 0 | | 0% |
| 071088 Medical Record Coding Certificate | 24 | | 15 | | 63% |
| 071158 Automotive Technology | 19 | | 8 | | 42% |
| 071159 Automotive Diagnostic Technology | 7 | | 5 | | 71% |
| 071165 Basic Mechatronics | 31 | | 23 | | 74% |
| 071166 Advanced Mechatronics | 3 | | 3 | | 100% |
| 071168 Advanced Pipe Welding | 27 | | 24 | | 89% |
| 071180 Human Services | 7 | | 3 | | 43% |
| 071181 Massage Therapy | 0 | | 0 | | 0% |
| 071237 Basic Machining and CNC | 17 | | 13 | | 76% |
| 071238 Pharmacy Technician | 14 | | 13 | | 93% |
| 071291 Certified Nursing Assistant | 1 | | 0 | | 0% |
| 071292 Phlebotomy | 0 | | 0 | | 0% |
| 071327 Medical Office Administrative | 26 | | 16 | | 62% |
| 071328 Cybersecurity | 3 | | 2 | | 67% |
| 071349 Patient Care Technician | 22 | | 13 | | 59% |
| 071352 Web Development | 2 | | 2 | | 100% |
| Certificates Total | 343 | | 228 | | 66% |
| | | | | | |
| Career Development | No. of Students Enrolled Fall 2017 Open | | No. of Students Enrolled Spring 2018 Open | | Retention Rates |
| 006100 CAREER DEVELOPMENT | 53 | | 10 | | 19% |
| Career Development Total | 53 | | 10 | | 19% |
| | 3130 | | 2252 | | 72% |

Source: EDSS ST ENR 115FS Fall 2017 retained Spring 2018, excludes High School Students taking college courses

Central Carolina Technical College
Student Retention by Program, Gender & Ethnicity (Excludes high school students taking college courses.)
2017 Fall Open to 2018 Spring Open

| Associate Degrees | No. of Students Retained | Female Enrollment By Ethnicity | | | | | | | | | Male Enrollment By Ethnicity | | | | | | | | |
|---|--------------------------|--------------------------------|-----------------|--------------------------|-----------|-------------------|------------------------------|------------|-----------|-----------------|------------------------------|-----------------|--------------------------|----------|-------------------|------------------------------|------------|-----------|-----------------|
| | | Female Enrolled | Hispanic/Latino | Am. Indian/Alaska Native | Asian | Black or Afr. Am. | Native Hawaiian/Pac Islander | White | Unknown | 2 or More Races | Male Enrolled | Hispanic/Latino | Am. Indian/Alaska Native | Asian | Black or Afr. Am. | Native Hawaiian/Pac Islander | White | Unknown | 2 or More Races |
| 035002 Accounting | 22 | 46 | 2 | 0 | 1 | 22 | 0 | 20 | 0 | 1 | 16 | 1 | | | 10 | | 5 | | |
| 035007 Administrative Office Technology | 9 | 26 | 1 | | | 17 | | 7 | 1 | | 3 | | | 1 | 2 | | | | |
| 035030 Management | 62 | 100 | 5 | | | 62 | | 27 | 3 | 3 | 62 | 1 | 1 | | 33 | | 25 | 1 | 1 |
| 035104 Computer Technology | 56 | 47 | | | 1 | 32 | | 14 | | | 111 | 4 | | | 59 | | 42 | 3 | 3 |
| 035208 Nursing (Adn) | 50 | 158 | 4 | | 3 | 42 | | 117 | 1 | 1 | 18 | | | | 7 | | 10 | 1 | |
| 035303 Engineering Graphics Technology | 0 | | | | | | | | | | | | | | | | | | |
| 035318 General Technology | 18 | 8 | | | | 4 | | 4 | | | 65 | | | | 23 | | 40 | 1 | 1 |
| 035408 Environmental Engineering Technology | 8 | 7 | | 1 | 1 | | | 5 | | | 15 | | | | 4 | | 8 | 2 | 1 |
| 035426 Natural Resources Management | 11 | 14 | | | | 2 | | 12 | | | 23 | | | | 3 | | 21 | 1 | |
| 035501 Human Services | 51 | 121 | | | | 85 | | 24 | 9 | 3 | 8 | 1 | | | 5 | | 2 | | |
| 035505 Criminal Justice Technology | 29 | 52 | 1 | | 1 | 31 | | 17 | 1 | 1 | 40 | 4 | | | 20 | | 15 | | 1 |
| 035508 Early Care And Education | 38 | 101 | 1 | | | 64 | | 35 | | 1 | 2 | | | | | | 2 | | |
| 035520 Paralegal | | 34 | 1 | | | 18 | | 12 | 3 | | 5 | 1 | | | 2 | | 2 | | |
| 045600 Associate In Arts | 410 | 1002 | 39 | 2 | 5 | 496 | | 418 | 14 | 28 | 230 | 6 | 1 | | 103 | | 107 | 6 | 7 |
| 055600 Associate In Science | 78 | 173 | 8 | | 1 | 65 | | 91 | 6 | 2 | 104 | 6 | | 1 | 27 | | 69 | | 1 |
| Associate Totals | 842 | 1889 | 62 | 3 | 13 | 940 | 0 | 803 | 38 | 40 | 702 | 24 | 2 | 2 | 298 | 0 | 348 | 15 | 15 |
| Diplomas | No. of Students Retained | Female Enrolled | Hispanic/Latino | Am. Indian/Alaska Native | Asian | Black or Afr. Am. | Native Hawaiian/Pac Islander | White | Unknown | 2 or More Races | Male Enrolled | Hispanic/Latino | Am. Indian/Alaska Native | Asian | Black or Afr. Am. | Native Hawaiian/Pac Islander | White | Unknown | 2 or More Races |
| 015041 Administrative Support | 0 | 5 | | | | 3 | | 2 | | | | | | | | | | | |
| 015211 Surgical Technology | 1 | 19 | | | | 7 | | 12 | | | 2 | | | | | | 2 | | |
| 015214 Medical Assisting | 2 | 12 | | | | 9 | | 3 | | | | | | | | | | | |
| 015508 Early Childhood Development | 1 | 2 | | | | 1 | | 1 | | | | | | | | | | | |
| Diploma Totals | 4 | 38 | 0 | 0 | 0 | 20 | 0 | 18 | 0 | 0 | 2 | 0 | 0 | 0 | 0 | 0 | 2 | 0 | 0 |

| Certificates | No. of Students Retained | Female Enrolled | Hispanic/Latino | Am. Indian/Alaska Native | Asian | Black or Afr. Am. | Native Hawaiian/Pac Islander | White | Unknown | 2 or More Races | Male Enrolled | Hispanic/Latino | Am. Indian/Alaska Native | Asian | Black or Afr. Am. | Native Hawaiian/Pac Islander | White | Unknown | 2 or More Races |
|--|---------------------------------|-----------------|-----------------|--------------------------|-------|-------------------|------------------------------|-------|---------|-----------------|---------------|-----------------|--------------------------|-------|-------------------|------------------------------|-------|---------|-----------------|
| 060649 Internetworking | 0 | 1 | | | | | | 1 | | | 2 | | | | 1 | | 1 | | |
| 060862 Infant and Toddler Care | 1 | 3 | | | | 1 | | 2 | | | | | | | | | | | |
| 060944 Water Operator | 0 | | | | | | | | | | 4 | | | | 1 | | 3 | | |
| 060945 Wastewater Operator | 0 | | | | | | | | | | 5 | 1 | | | 1 | | 2 | 1 | |
| 061023 Environmental Health and Safety | 0 | 1 | | | | | | | 1 | | 2 | | | | 1 | | 1 | | |
| 061037 Gerontology | 0 | 4 | | | | 3 | | 1 | | | | | | | | | | | |
| 070191 Early Childhood Development | 2 | 6 | | | | 5 | | 1 | | | | | | | | | | | |
| 070261 Information Processing | 0 | | | | | | | | | | | | | | | | | | |
| 070808 Basic Air Conditioning And Heating | 6 | 2 | | | | 1 | | 1 | | | 29 | | | 1 | 16 | | 11 | 1 | |
| 070810 Welding | 5 | 3 | | | | 1 | | 2 | | | 60 | 3 | 1 | | 27 | | 29 | | |
| 070816 Computer Specialist | 1 | 1 | | | | | | 1 | | | 6 | | | 1 | 3 | | 1 | | 1 |
| 070847 Accounting Specialist | 1 | 8 | | | | 4 | | 4 | | | 2 | | | | 1 | | 1 | | |
| 070970 Advanced Air Conditioning and Heating | 0 | | | | | | | | | | | | | | | | | | |
| 071088 Medical Record Coding Certificate | 3 | 22 | | | | 11 | | 10 | 1 | | 2 | | | | 2 | | | | |
| 071158 Automotive Technology | 0 | 3 | | | | 2 | | 1 | | | 16 | 2 | 1 | | 11 | | 2 | | |
| 071159 Automotive Diagnostic Technology | 0 | | | | | | | | | | 7 | 1 | | | 3 | | 3 | | |
| 071165 Basic Mechatronics | 2 | 1 | | | | | | | 1 | | 30 | 1 | | | 10 | | 18 | 1 | |
| 071166 Advanced Mechatronics | 1 | 1 | | | | | | 1 | | | 2 | | | | 1 | | 1 | | |
| 071168 Advanced Pipe Welding | 0 | 1 | | | | 1 | | | | | 26 | 1 | | | 10 | | 15 | | |
| 071180 Human Services | 1 | 6 | | | | 6 | | | | | 1 | | | | | | 1 | | |
| 071181 Massage Therapy | 0 | | | | | | | | | | | | | | | | | | |
| 071237 Basic Machining and CNC Fundamentals | 0 | 2 | 1 | | | 1 | | | | | 15 | | | 1 | 6 | | 7 | 1 | |
| 071238 Pharmacy Technician | 0 | 13 | 1 | | | 9 | | 3 | | | 1 | | | | 1 | | | | |
| 071291 Certified Nursing Assistant | 0 | 1 | | | | | | | 1 | | | | | | | | | | |
| 071292 Phlebotomy | 0 | | | | | | | | | | | | | | | | | | |

| Certificates | No. of Students Retained | Female Enrolled | Hispanic/Latino | Am. Indian/Alaska Native | Asian | Black or Afr. Am. | Native Hawaiian/Pac Islander | White | Unknown | 2 or More Races | Male Enrolled | Hispanic/Latino | Am. Indian/Alaska Native | Asian | Black or Afr. Am. | Native Hawaiian/Pac Islander | White | Unknown | 2 or More Races | |
|--|---------------------------------|-----------------|-----------------|--------------------------|-----------|-------------------|------------------------------|-------------|-----------|-----------------|---------------|-----------------|--------------------------|----------|-------------------|------------------------------|------------|-----------|-----------------|--|
| 071327 Medical Office Administrative Assistant | 3 | 26 | | | | 18 | | 8 | | | | | | | | | | | | |
| 071328 Cybersecurity | 0 | 1 | | 1 | | | | | | | 2 | | | | | | 2 | | | |
| Certificates Totals | 26 | 106 | 2 | 1 | 0 | 63 | 0 | 36 | 4 | 0 | 212 | 9 | 2 | 3 | 95 | 0 | 98 | 4 | 1 | |
| | | | | | | | | | | | | | | | | | | | | |
| Career Development | No. of Students Retained | Female Enrolled | Hispanic/Latino | Am. Indian/Alaska Native | Asian | Black or Afr. Am. | Native Hawaiian/Pac Islander | White | Unknown | 2 or More Races | Male Enrolled | Hispanic/Latino | Am. Indian/Alaska Native | Asian | Black or Afr. Am. | Native Hawaiian/Pac Islander | White | Unknown | 2 or More Races | |
| 006100 CAREER DEVELOPMENT | 138 | 409 | 11 | 1 | 4 | 146 | | 244 | | 3 | 233 | 5 | | 4 | 72 | | 150 | 2 | | |
| Career Development Totals | 138 | 409 | 11 | 1 | 4 | 146 | 0 | 244 | 0 | 3 | 233 | 5 | 0 | 4 | 72 | 0 | 150 | 2 | 0 | |
| | No. of Students Retained | Female Enrolled | Hispanic/Latino | Indian/Alaska Native | Asian | Black or Afr. Am. | Hawaiian/Pac Islander | White | Unknown | 2 or More Races | Male Enrolled | Hispanic/Latino | Indian/Alaska Native | Asian | Black or Afr. Am. | Hawaiian/Pac Islander | White | Unknown | 2 or More Races | |
| Totals | 1010 | 2442 | 75 | 5 | 17 | 1169 | 0 | 1101 | 42 | 43 | 1149 | 38 | 4 | 9 | 465 | 0 | 598 | 21 | 16 | |

EDSS ST ENR 115ES Fall 2017 retained Spring 2018, excludes High School Students taking college courses

Central Carolina Technical College
Student Retention by Program, Gender & Status
2017 Fall Open to 2018 Spring Open

| Associate Degrees | No. of Students Retained | Enrollment Status | | | | | | | | Registration Status | | | | | | | |
|---|--------------------------|-------------------|------------|------------|------------|---------------------|------------|---------------------|-----------|---------------------|------------|------------|------------|---------------------|-----------|---------------------|-----------|
| | | Female | | | | Male | | | | Female | | | | Male | | | |
| | | Female Enrolled | Full-time | Part-time | Continuing | First Time Freshman | Readmit | First Time Transfer | Transient | Male Enrolled | Full-time | Part-time | Continuing | First Time Freshman | Readmit | First Time Transfer | Transient |
| 035002 Accounting | 50 | 40 | 21 | 19 | 26 | 5 | 9 | | | 10 | 3 | 7 | 7 | | 2 | 1 | |
| 035007 Administrative Office Technology | 20 | 17 | 6 | 11 | 15 | 1 | 1 | | | 3 | 1 | 2 | 2 | 1 | | | |
| 035030 Management | 114 | 70 | 25 | 45 | 53 | 10 | 7 | | | 44 | 24 | 20 | 19 | 18 | 6 | 1 | |
| 035104 Computer Technology | 115 | 38 | 16 | 22 | 18 | 15 | 1 | 4 | | 77 | 45 | 32 | 48 | 25 | 3 | 1 | |
| 035208 Nursing (Adn) | 166 | 151 | 5 | 146 | 133 | | 13 | 5 | | 15 | 2 | 13 | 12 | | 1 | 2 | |
| 035303 Engineering Graphics Technology | | | | | | | | | | | | | | | | | |
| 035318 General Technology | 49 | 6 | 3 | 3 | 5 | 1 | | | | 43 | 34 | 9 | 34 | 7 | 2 | | |
| 035408 Environmental Engineering Technology | 17 | 5 | 1 | 4 | 4 | 1 | | | | 12 | 4 | 8 | 10 | | 1 | 1 | |
| 035426 Natural Resources Management | 28 | 10 | 6 | 4 | | | | | | 18 | 15 | 3 | 9 | 7 | 1 | 1 | |
| 035501 Human Services | 101 | 95 | 34 | 61 | 69 | 11 | 14 | 1 | | 6 | | 6 | 4 | 1 | | 1 | |
| 035505 Criminal Justice Technology | 60 | 34 | 16 | 18 | 17 | 14 | 2 | 1 | | 26 | 18 | 8 | 11 | 14 | 1 | | |
| 035508 Early Care And Education | 69 | 67 | 33 | 34 | 41 | 17 | 7 | 2 | | 2 | 2 | | 1 | | | 1 | |
| 035520 Paralegal | 28 | 24 | 15 | 9 | 17 | 6 | 1 | | | 4 | 4 | | | 1 | 2 | 1 | |
| 045600 Associate In Arts | 871 | 706 | 295 | 411 | 383 | 208 | 87 | 28 | | 165 | 83 | 82 | 79 | 64 | 16 | 6 | |
| 055600 Associate In Science | 181 | 114 | 63 | 51 | 54 | 49 | 7 | 4 | | 67 | 45 | 22 | 31 | 31 | 4 | 1 | |
| Associate Totals | 1869 | 1377 | 539 | 838 | 835 | 338 | 149 | 45 | 0 | 492 | 280 | 212 | 267 | 169 | 39 | 17 | 0 |
| Diplomas | No. of Students Retained | Female Enrolled | Full-time | Part-time | Continuing | First Time Freshman | Readmit | First Time Transfer | Transient | Male Enrolled | Full-time | Part-time | Continuing | First Time Freshman | Readmit | First Time Transfer | Transient |
| 015041 Administrative Support | 2 | 2 | 1 | 1 | | 2 | | | | | | | | | | | |
| 015211 Surgical Technology | 14 | 14 | 13 | 1 | 12 | | 2 | | | | | | | | | | |
| 015214 Medical Assisting | 12 | 12 | 10 | 2 | 12 | | | | | | | | | | | | |
| 015508 Early Childhood Development | 1 | 1 | | 1 | 1 | | | | | | | | | | | | |
| Diploma Totals | 29 | 29 | 24 | 5 | 25 | 2 | 2 | 0 | 0 | 0 | 0 | 0 | 0 | 0 | 0 | 0 | 0 |

| Certificates | No. of Students Retained | Female Enrolled | Full-time | Part-time | Continuing | First Time Freshman | Readmit | First Time Transfer | Transient | Male Enrolled | Full-time | Part-time | Continuing | First Time Freshman | Readmit | First Time Transfer | Transient |
|--|--------------------------|-----------------|-----------|-----------|------------|---------------------|-----------|---------------------|-----------|---------------|-----------|-----------|------------|---------------------|-----------|---------------------|-----------|
| 060649 Internetworking | 1 | | | | | | | | | 1 | | 1 | | | | 1 | |
| 060862 Infant and Toddler Care | 1 | 1 | 1 | | 1 | | | | | | | | | | | | |
| 060944 Water Operator | 3 | | | | | | | | | 3 | | 3 | 1 | 2 | | | |
| 060945 Wastewater Operator | 4 | | | | | | | | | 4 | | 4 | 2 | 1 | | 1 | |
| 061023 Environmental Health and Safety | 2 | | | | | | | | | 2 | | 2 | | 2 | | | |
| 061037 Gerontology | 2 | 2 | 1 | 1 | 1 | 1 | | | | | | | | | | | |
| 070191 Early Childhood Development | 1 | 1 | 1 | | | 1 | | | | | | | | | | | |
| 070261 Information Processing | | | | | | | | | | | | | | | | | |
| 070808 Basic Air Conditioning And Heating | 18 | 1 | | 1 | 1 | | | | | 17 | 8 | 9 | 7 | 5 | 3 | 2 | |
| 070810 Welding | 42 | 3 | 2 | 1 | 1 | 2 | | | | 39 | 30 | 9 | 3 | 33 | 1 | 2 | |
| 070816 Computer Specialist | 4 | 1 | | 1 | | | 1 | | | 3 | 2 | 1 | 1 | 2 | | | |
| 070847 Accounting Specialist | 7 | 5 | 3 | 2 | | | 5 | | | 2 | 1 | 1 | 1 | | 1 | | |
| 070970 Advanced Air Conditioning and Heating | | | | | | | | | | | | | | | | | |
| 071088 Medical Record Coding Certificate | 15 | 13 | 4 | 9 | | | 13 | | | 2 | 1 | 1 | 1 | | 1 | | |
| 071158 Automotive Technology | 8 | 2 | 1 | 1 | | 2 | | | | 6 | 4 | 2 | 1 | 4 | 1 | | |
| 071159 Automotive Diagnostic Technology | 5 | | | | | | | | | 5 | | 5 | 4 | 1 | | | |
| 071165 Basic Mechatronics | 23 | | | | | | | | | 23 | 9 | 14 | 6 | 15 | | 2 | |
| 071166 Advanced Mechatronics | 2 | 1 | 1 | | 1 | | | | | 1 | 1 | | 1 | | | | |
| 071168 Advanced Pipe Welding | 24 | 1 | 1 | | 1 | | | | | 23 | 23 | | 23 | | | | |
| 071180 Human Services | 3 | 3 | | 3 | 3 | | | | | | | | | | | | |
| 071181 Massage Therapy | | | | | | | | | | | | | | | | | |
| 071237 Basic Machining and CNC Fundamentals | 13 | 2 | 1 | 1 | 1 | 1 | | | | 11 | 4 | 7 | 1 | 4 | 5 | 1 | |
| 071238 Pharmacy Technician | | | | | | | | | | | | | | | | | |
| 071291 Certified Nursing Assistant | | | | | | | | | | | | | | | | | |
| 071292 Phlebotomy | | | | | | | | | | | | | | | | | |
| 071327 Medical Office Administrative Assistant | 12 | 12 | 2 | 10 | 7 | 1 | 4 | | | | | | | | | | |
| 071328 Cybersecurity | | | | | | | | | | | | | | | | | |
| Certificates Totals | 190 | 48 | 18 | 30 | 17 | 8 | 23 | 0 | 0 | 142 | 83 | 59 | 52 | 69 | 12 | 9 | 0 |

| Career Development | No. of Students Retained | Female Enrolled | Full-time | Part-time | Continuing | First Time Freshman | Readmit | First Time Transfer | Transient | Male Enrolled | Full-time | Part-time | Continuing | First Time Freshman | Readmit | First Time Transfer | Transient |
|----------------------------------|---------------------------------|-----------------|-----------|-----------|------------|---------------------|---------|---------------------|-----------|---------------|-----------|-----------|------------|---------------------|---------|---------------------|-----------|
| 006100 CAREER DEVELOPMENT | 10 | 4 | | 4 | 2 | | | | 2 | 6 | | 6 | 6 | | | | |
| | No. of Students Retained | Female Enrolled | Full-time | Part-time | Continuing | First Time Freshman | Readmit | First Time Transfer | Transient | Male Enrolled | Full-time | Part-time | Continuing | First Time Freshman | Readmit | First Time Transfer | Transient |
| Totals | 2098 | 1458 | 581 | 877 | 879 | 348 | 174 | 45 | 2 | 640 | 363 | 277 | 325 | 238 | 51 | 26 | 0 |

EDSS ST ENR 115FS Fall 2017 retained Spring 2018, excludes High School Students taking college courses

MIGRATION OF FIRST-TIME UNDERGRADUATE STUDENTS
From Central Carolina Technical College to Postsecondary Institutions in South Carolina Only
FALL 2021

| Transferring To: # | | Transferring To: # | |
|-------------------------------------|-----------|--------------------------------------|-----------|
| Public Senior | | Independent Senior | |
| Clemson | 2 | Anderson University | 2 |
| Citadel | | Benedict College | 1 |
| Coastal Carolina | 5 | Charleston Southern Univ. | 3 |
| College of Charleston | 3 | Coker University | 1 |
| Francis Marion | 6 | Columbia College | 7 |
| Lander University | 3 | Columbia International Univ. | 2 |
| MUSC | | Limestone University | 2 |
| SC State | | Morris College | 8 |
| USC Columbia | 12 | North Greenville Univ. | 1 |
| USC Aiken | 7 | Presbyterian College | 2 |
| USC Beaufort | 6 | South University | 4 |
| USC Upstate | 6 | Spartanburg Methodist College | 1 |
| Winthrop | 2 | | |
| | | | |
| Sub-Total Public | 52 | Sub-Total Independent | 34 |
| Two-Year Regional | | Total All SC Institutions 172 | |
| USC Lancaster | | | |
| USC Sumter | 6 | | |
| Sub-Total Regional | 6 | | |
| Technical Colleges | | | |
| Aiken Technical | | | |
| Denmark Technical | | | |
| Florence Darlington | 18 | | |
| Greenville Technical | 4 | | |
| Horry-Georgetown Technical | 4 | | |
| Midlands Technical | 35 | | |
| Northeastern Technical | 1 | | |
| Orangeburg-Calhoun Technical | 3 | | |
| Piedmont Technical | 1 | | |
| Spartainburg Community College | | | |
| Technical College of the Lowcountry | | | |
| Tri-County Technical | | | |
| Trident Technical | 3 | | |
| Williamsburg Technical | 10 | | |
| York Technical | 1 | | |
| Sub-Total Technical | 80 | | |

Source: 2022 Statistical Abstract. SC Commission on Higher Education, pp. 54-63

MIGRATION OF FIRST-TIME UNDERGRADUATE STUDENTS
From Central Carolina Technical College to Postsecondary Institutions in South Carolina Only
FALL 2020

| Transferring To: # | | Transferring To: # | |
|-------------------------------------|-----------|--------------------------------------|-----------|
| Public Senior | | Independent Senior | |
| Clemson | 4 | Benedict College | 1 |
| Citadel | | Charleston Southern Univ. | 3 |
| Coastal Carolina | 4 | Coker University | 1 |
| College of Charleston | 1 | Columbia College | 2 |
| Francis Marion | 13 | Columbia International Univ. | 2 |
| Lander University | | Limestone University | 5 |
| MUSC | 1 | Morris College | 8 |
| SC State | 1 | Presbyterian College | 1 |
| USC Columbia | 21 | South University | 3 |
| USC Aiken | 2 | | |
| USC Beaufort | 2 | | |
| USC Upstate | 5 | | |
| Winthrop | 2 | | |
| | | | |
| Sub-Total Public | 56 | Sub-Total Independent | 26 |
| Two-Year Regional | | Total All SC Institutions 174 | |
| USC Lancaster | | | |
| USC Sumter | 7 | | |
| Sub-Total Regional | 7 | | |
| Technical Colleges | | | |
| Aiken Technical | | | |
| Denmark Technical | | | |
| Florence Darlington | 17 | | |
| Greenville Technical | 3 | | |
| Horry-Georgetown Technical | 4 | | |
| Midlands Technical | 34 | | |
| Northeastern Technical | 4 | | |
| Orangeburg-Calhoun Technical | 8 | | |
| Piedmont Technical | 1 | | |
| Spartainburg Community College | | | |
| Technical College of the Lowcountry | | | |
| Tri-County Technical | 3 | | |
| Trident Technical | 5 | | |
| Williamsburg Technical | 6 | | |
| York Technical | | | |
| Sub-Total Technical | 85 | | |

Source: 2021 Statistical Abstract. SC Commission on Higher Education, pp. 54-63

MIGRATION OF FIRST-TIME UNDERGRADUATE STUDENTS
From Central Carolina Technical College to Postsecondary Institutions in South Carolina Only
FALL 2019

| Transferring To: # | | Transferring To: # | |
|-------------------------------------|-----------|----------------------------------|------------|
| Public Senior | | Independent Senior | |
| Clemson | 4 | Benedict College | 1 |
| Citadel | | Coker University | 3 |
| Coastal Carolina | 1 | Columbia College | 8 |
| College of Charleston | 1 | Limestone College | 6 |
| Francis Marion | 11 | Morris College | 4 |
| Lander University | 2 | Newberry College | 2 |
| MUSC | 1 | South University | 4 |
| SC State | 5 | Southern Wesleyan University | 1 |
| USC Columbia | 20 | Spartanburg Methodist College | 1 |
| USC Aiken | 3 | | |
| USC Beaufort | 2 | | |
| USC Upstate | 8 | | |
| Winthrop | 3 | | |
| | | | |
| Sub-Total Public | 61 | Sub-Total Independent | 30 |
| | | | |
| Two-Year Regional | | Total All SC Institutions | |
| USC Lancaster | | | 200 |
| USC Sumter | 15 | | |
| Sub-Total Regional | 15 | | |
| | | | |
| Technical Colleges | | | |
| Aiken Technical | 1 | | |
| Denmark Technical | | | |
| Florence Darlington | 19 | | |
| Greenville Technical | 2 | | |
| Horry-Georgetown Technical | 8 | | |
| Midlands Technical | 34 | | |
| Northeastern Technical | 3 | | |
| Orangeburg-Calhoun Technical | 4 | | |
| Piedmont Technical | | | |
| Spartainburg Community College | 1 | | |
| Technical College of the Lowcountry | | | |
| Tri-County Technical | 2 | | |
| Trident Technical | 7 | | |
| Williamsburg Technical | 8 | | |
| York Technical | 5 | | |
| Sub-Total Technical | 94 | | |

Source: 2020 Statistical Abstract. SC Commission on Higher Education, pp. 53-62

MIGRATION OF FIRST-TIME UNDERGRADUATE STUDENTS
From Central Carolina Technical College to Postsecondary Institutions in South Carolina Only
FALL 2018

| Transferring To: # | | Transferring To: # | |
|-------------------------------------|------------|----------------------------------|------------|
| Public Senior | | Independent Senior | |
| Clemson | 5 | Charleston Southern Univ. | 1 |
| Citadel | 1 | Clafflin University | |
| Coastal Carolina | 6 | Coker College | 4 |
| College of Charleston | 2 | Columbia College | 8 |
| Francis Marion | 8 | Limestone College | 5 |
| Lander University | 1 | Morris College | 12 |
| MUSC | 1 | Newberry College | 1 |
| SC State | 2 | South University | 7 |
| USC Columbia | 27 | Southern Wesleyan University | 1 |
| USC Aiken | 3 | Spartanburg Methodist College | 1 |
| USC Beaufort | 2 | | |
| USC Upstate | 6 | | |
| Winthrop | 1 | | |
| | | | |
| Sub-Total Public | 65 | Sub-Total Independent | 40 |
| | | | |
| Two-Year Regional | | Total All SC Institutions | |
| USC Lancaster | 1 | | 241 |
| USC Sumter | 22 | | |
| Sub-Total Regional | 23 | | |
| | | | |
| Technical Colleges | | | |
| Aiken Technical | 1 | | |
| Florence Darlington | 28 | | |
| Greenville Technical | 5 | | |
| Horry-Georgetown Technical | 1 | | |
| Midlands | 50 | | |
| Northeastern Technical | 1 | | |
| Orangeburg-Calhoun Technical | 6 | | |
| Piedmont Technical | 1 | | |
| Technical College of the Lowcountry | 1 | | |
| Tri-County Technical | 1 | | |
| Trident | 7 | | |
| Williamsburg Technical | 10 | | |
| York Technical | 1 | | |
| Sub-Total Technical | 113 | | |

Source: CHE/Data&Publications/Search the CHE Document Catalog for More Data/Enrollment/Migration of First-Time Undergraduate Fall 2018

MIGRATION OF FIRST-TIME UNDERGRADUATE STUDENTS
From Central Carolina Technical College to Postsecondary Institutions in South Carolina Only
FALL 2017

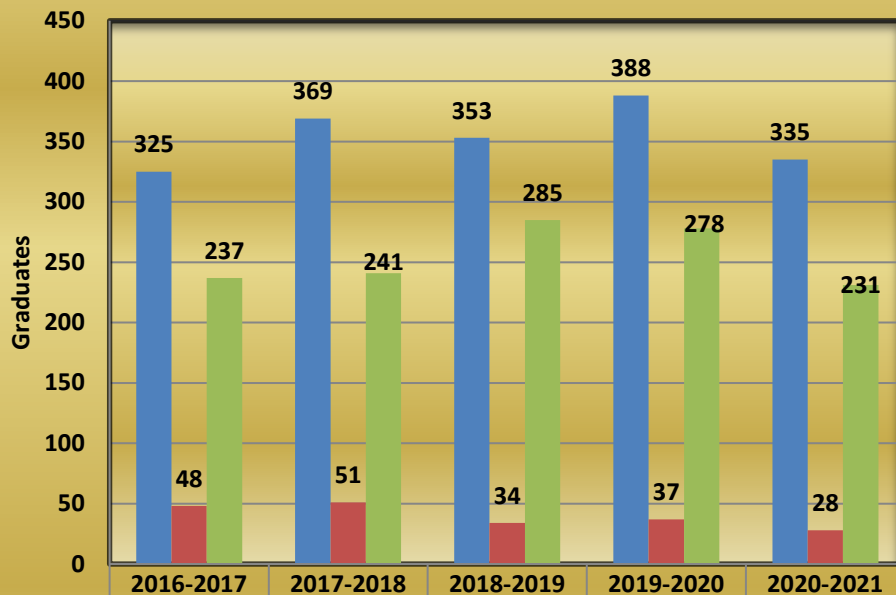
| Transferring To: # | | Transferring To: # | |
|----------------------------|-----------|----------------------------------|------------|
| Public Senior | | Independent Senior | |
| Clemson | 3 | Charleston Southern Univ. | 3 |
| Coastal Carolina | 2 | Coker College | 3 |
| College of Charleston | 3 | Columbia College | 5 |
| Francis Marion | 14 | Limestone College | 6 |
| Lander University | 2 | Morris College | 7 |
| SC State | 6 | South University | 4 |
| USC Columbia | 19 | | |
| USC Aiken | 2 | | |
| USC Beaufort | 2 | | |
| USC Upstate | 8 | | |
| Winthrop | 3 | | |
| | | | |
| Sub-Total Public | 64 | Sub-Total Independent | 28 |
| Two-Year Regional | | Total All SC Institutions | |
| USC Salkehatchie | 1 | | 196 |
| USC Sumter | 31 | | |
| Sub-Total Regional | 32 | | |
| Technical Colleges | | | |
| Aiken | 2 | | |
| Florence Darlington | 20 | | |
| Greenville Tech | 3 | | |
| Horry-Georgetown | 3 | | |
| Midlands | 30 | | |
| Northeastern | 1 | | |
| Orangeburg/Calhoun | 3 | | |
| Piedmont | 1 | | |
| Tri-County | 1 | | |
| Trident | 5 | | |
| Williamsburg | 5 | | |
| Sub-Total Technical | 72 | | |

Source: CHE/Data&Publications/Search the CHE Document Catalog for More Data/Enrollment/Migration of First-Time Undergraduate Fall 2017

Central Carolina Technical College
 Degrees and Other Formal Awards Conferred
 Graduates from July 1, 2017 - June 30, 2021

| Year | 2016-2017 | 2017-2018 | 2018-2019 | 2019-2020 | 2020-2021 |
|--------------|-----------|-----------|-----------|-----------|-----------|
| Associate | 325 | 369 | 353 | 388 | 335 |
| Diploma | 48 | 51 | 34 | 37 | 28 |
| Certificate | 237 | 241 | 285 | 278 | 231 |
| Total Awards | 610 | 661 | 672 | 703 | 594 |

**Central Carolina Technical College
 Degrees and Other Formal Awards
 Conferred for Years 2017- 2021**



| | | | | | |
|-------------|-----|-----|-----|-----|-----|
| Associate | 325 | 369 | 353 | 388 | 335 |
| Diploma | 48 | 51 | 34 | 37 | 28 |
| Certificate | 237 | 241 | 285 | 278 | 231 |

**Central Carolina Technical College
Health Science
Licensure and Certification Exams
2018 – 2022**

| Exam Category | Passage Rate Reported In 2017-2018 | Passage Rate Reported In 2018-2019 | Passage Rate Reported In 2019-2020 | Passage Rate Reported In 2020-2021 | Passage Rate Reported In 2021-2022 |
|---|---|---|---|---|---|
| Licensure Exams | | | | | |
| Associate Degree Nursing (ADN) | 94% | 99% | 89% | 91% | 88% |
| Licensed Massage Therapist (LMT) | 100% | 100% | 100% | 83% | 78% |
| National Certification Exams | | | | | |
| Certified Surgical Technology (CST) | 100% | 91% | 70% | 100% | No Graduates |
| Certified Medical Assisting (CMA) or Registered Medical Assistant (RMA) | 94% | 67% | 94% | 64% | 91% |
| Pharmacy Technician Certification | 85% | 76% | 44 % | 75 % | 100% |
| Medical Record Coding Certificate | 88% | 91% | 100% | 89% | 100% |

Source: IE Reports

2021 Graduates by Programs of Study
(January 1, 2021 through December 31, 2021)

| Programs of Study | Graduates May-21 | Graduates Aug-21 | Graduates Dec-21 |
|---------------------------------------|---------------------|---------------------|---------------------|
| Associate Degrees | | | |
| Associate in Arts | 36 | 22 | 22 |
| Associate in Science | 17 | 12 | 3 |
| Accounting | 1 | 0 | 3 |
| Administrative Office Technology | 5 | 1 | 1 |
| Computer Technology | 8 | 2 | 2 |
| Criminal Justice Technology | 2 | 0 | 3 |
| Early Care and Education | 3 | 0 | 0 |
| Engineering Design Technology | 15 | 6 | 0 |
| Environmental Engineering | 5 | 0 | 0 |
| General Technology | 4 | 31 | 4 |
| Human Services | 8 | 2 | 3 |
| Management | 13 | 6 | 2 |
| Natural Resources Management | 7 | 1 | 0 |
| Nursing | 34 | 50 | 2 |
| Paralegal | 2 | 9 | 2 |
| Associate Degree Totals | 160 | 142 | 47 |
| Diplomas | | | |
| Medical Assisting | 0 | 15 | 0 |
| Surgical Technology | 0 | 8 | 0 |
| Diploma Totals | 0 | 23 | 0 |
| Certificates | | | |
| Accounting Specialist | 5 | 1 | 0 |
| Advanced Air Conditioning and Heating | 0 | 11 | 0 |
| Advanced CNC Programming | 9 | 0 | 0 |
| Advanced Mechatronics Technology | 1 | 16 | 0 |
| Advanced Welding (Pipe) | 1 | 11 | 0 |
| Automotive Diagnostic Technology | 0 | 4 | 0 |
| Automotive Technology | 1 | 2 | 1 |
| Basic Air Conditioning and Heating | 10 | 6 | 0 |
| Basic Machining & CNC | 0 | 3 | 0 |
| Basic Mechatronics Technology | 10 | 20 | 2 |
| Child Care Assistant | 4 | 0 | 0 |
| Computer Specialist | 3 | 2 | 1 |
| Cybersecurity | 0 | 4 | 0 |
| Early Childhood Development | 1 | 0 | 0 |
| Entrepreneurship/Sm Business | 3 | 0 | 0 |
| Environmental Health, Safety | 0 | 1 | 2 |
| Gerontology | 3 | 0 | 0 |

| | | | |
|--------------------------------------|------------|------------|-----------|
| Human Resource Specialist | 0 | 2 | 0 |
| Human Services | 6 | 1 | 2 |
| Infant and Toddler Care | 0 | 0 | 0 |
| Information Processing | 2 | 1 | 0 |
| Inpatient Medical Coding | 5 | 1 | 12 |
| Internetworking | 0 | 0 | 0 |
| Logistics & Supply Chain | 2 | 0 | 1 |
| Marketing & Sales for Small Business | 1 | 0 | 0 |
| Massage Therapy | 7 | 0 | 0 |
| Mechatronics Fundamentals | 0 | 0 | 0 |
| Medical Office Admin Assistant | 1 | 1 | 0 |
| Medical Record Coding | 1 | 11 | 0 |
| Microsoft Office App Specialist | 1 | 0 | 1 |
| Office Management | 0 | 3 | 0 |
| Pharmacy Technician | 7 | 5 | 0 |
| Pre-Nursing Prep | 0 | 0 | 2 |
| Supervision and Leadership | 2 | 1 | 1 |
| Wastewater Operator | 2 | 1 | 4 |
| Water Operator | 0 | 0 | 3 |
| Welding | 2 | 26 | 0 |
| Certificate Totals | 90 | 134 | 32 |
| TOTALS | 250 | 299 | 79 |

Source: Argos/Student Affairs/Records/SARD 011/Graduation Report by Date/5-17-2023

2020 Graduates by Programs of Study (January 1, 2020 through December 31, 2020)

| Programs of Study | Graduates May-20 | Graduates Aug-20 | Graduates Dec-20 |
|---------------------------------------|---------------------|---------------------|---------------------|
| Associate Degrees | | | |
| Associate in Arts | 48 | 24 | 20 |
| Associate in Science | 10 | 10 | 2 |
| Accounting | 3 | 4 | 0 |
| Administrative Office Technology | 3 | 4 | 1 |
| Computer Technology | 8 | 2 | 6 |
| Criminal Justice Technology | 4 | 2 | 0 |
| Early Care and Education | 1 | 1 | 2 |
| Engineering Design Technology | 14 | 2 | 0 |
| Engineering Graphics Tech | 0 | 0 | 0 |
| Environmental Engineering | 3 | 2 | 0 |
| General Technology | 7 | 28 | 5 |
| Human Services | 21 | 3 | 1 |
| Management | 8 | 6 | 5 |
| Natural Resources Management | 5 | 4 | 2 |
| Nursing | 58 | 41 | 0 |
| Paralegal | 1 | 6 | 0 |
| Associate Degree Totals | 194 | 139 | 44 |
| Diplomas | | | |
| Administrative Support | 0 | 2 | 0 |
| Early Childhood Development | 0 | 0 | 0 |
| Medical Assisting | 0 | 16 | 0 |
| Surgical Technology | 0 | 10 | 0 |
| Diploma Totals | 0 | 28 | 0 |
| Certificates | | | |
| Accounting Specialist | 2 | 5 | 0 |
| Advanced Air Conditioning and Heating | | | |
| Advanced CNC Programming | 5 | 1 | 0 |
| Advanced Mechatronics Technology | 1 | 23 | 0 |
| Advanced Welding (Pipe) | 0 | 15 | 0 |
| Automotive Diagnostic Technology | 0 | 5 | 1 |
| Automotive Technology | 1 | 2 | 1 |
| Basic Air Conditioning and Heating | 2 | 4 | 0 |
| Basic Machining & CNC | 2 | 6 | 1 |
| Basic Mechatronics Technology | 2 | 4 | 0 |
| Child Care Assistant | 0 | 0 | 1 |
| Computer Specialist | 2 | 3 | 2 |
| Cybersecurity | 1 | 3 | 0 |
| Early Childhood Development | 7 | 1 | 0 |

| | | | |
|---------------------------------|------------|------------|-----------|
| Entrepreneurship/Sm Business | 2 | 1 | 0 |
| Environmental Health, Safety | 0 | 3 | 0 |
| General Education | 14 | 0 | 0 |
| Gerontology | 0 | 1 | 0 |
| Human Resource Specialist | 1 | 5 | 0 |
| Human Services | 22 | 0 | 0 |
| Infant and Toddler Care | 0 | 0 | 0 |
| Information Processing | 3 | 3 | 0 |
| Inpatient Medical Coding | 4 | 0 | 0 |
| Internetworking | 0 | 1 | 0 |
| Logistics & Supply Chain | 0 | 3 | 1 |
| Massage Therapy | 2 | 10 | 0 |
| Mechatronics Fundamentals | 0 | 0 | 0 |
| Medical Office Admin Assistant | 2 | 2 | 1 |
| Medical Record Coding | 0 | 8 | 0 |
| Microsoft Office App Specialist | 0 | 0 | 3 |
| Office Management | 1 | 0 | 0 |
| Patient Care | 5 | 1 | 0 |
| Pharmacy Technician | 4 | 13 | 0 |
| Supervision and Leadership | 2 | 1 | 0 |
| Wastewater Operator | 0 | 0 | 0 |
| Water Operator | 2 | 3 | 0 |
| Web Development | 0 | 0 | 0 |
| Welding | 2 | 23 | 3 |
| Certificate Totals | 91 | 150 | 14 |
| TOTALS | 285 | 317 | 58 |

Source: Argos/Student Affairs/Records/SARD 011/Graduation Report by Date/5-17-2023

2019 Graduates by Programs of Study
(January 1, 2019 through December 31, 2019)

| Programs of Study | Graduates May-19 | Graduates Aug-19 | Graduates Dec-19 |
|---------------------------------------|---------------------|---------------------|---------------------|
| Associate Degrees | | | |
| Associate in Arts | 43 | 22 | 30 |
| Associate in Science | 15 | 6 | 12 |
| Accounting | 4 | 2 | |
| Administrative Office Technology | 2 | 2 | |
| Computer Technology | 6 | 3 | 5 |
| Criminal Justice Technology | 5 | 2 | 1 |
| Early Care and Education | 5 | 5 | 2 |
| Engineering Design Technology | 18 | 3 | 1 |
| Engineering Graphics Tech | 2 | 0 | 0 |
| Environmental Engineering | 7 | 2 | 0 |
| General Technology | 10 | 29 | 14 |
| Human Services | 18 | 4 | 3 |
| Management | 12 | 3 | 6 |
| Natural Resources Management | 6 | 1 | 0 |
| Nursing | 39 | 54 | 0 |
| Paralegal | 2 | 0 | 4 |
| Associate Degree Totals | 194 | 138 | 78 |
| Diplomas | | | |
| Administrative Support | 1 | 4 | 0 |
| Early Childhood Development | 6 | 2 | 0 |
| Medical Assisting | 2 | 20 | 0 |
| Surgical Technology | 0 | 11 | 1 |
| Diploma Totals | 9 | 37 | 1 |
| Certificates | | | |
| Accounting Specialist | 7 | 6 | 3 |
| Advanced Air Conditioning and Heating | 0 | 6 | 2 |
| Advanced CNC Programming | 6 | 0 | 0 |
| Advanced Mechatronics Technology | 0 | 21 | 5 |
| Advanced Welding (Pipe) | 1 | 13 | 4 |
| Automotive Diagnostic Technology | 0 | 2 | 3 |
| Automotive Technology | 0 | 6 | 4 |
| Basic Air Conditioning and Heating | 0 | 1 | 1 |
| Basic Machining & CNC | 0 | 6 | 0 |
| Basic Mechatronics Technology | 5 | 25 | 2 |
| Computer Specialist | 4 | 7 | 1 |
| Cybersecurity | 0 | 5 | 1 |
| Early Childhood Development | 10 | 1 | 0 |
| Entrepreneurship/Sm Business | 4 | 0 | 0 |

| | | | |
|--------------------------------|------------|------------|------------|
| Environmental Health, Safety | 3 | 2 | 1 |
| General Education | 21 | 0 | 0 |
| Gerontology | 0 | 0 | 3 |
| Human Resource Specialist | 0 | 1 | 3 |
| Human Services | 22 | 4 | 1 |
| Infant and Toddler Care | 0 | 0 | 0 |
| Information Processing | 1 | 4 | 1 |
| Inpatient Medical Coding | 0 | 0 | 10 |
| Internetworking | 0 | 0 | 0 |
| Massage Therapy | 13 | 0 | 0 |
| Mechatronics Fundamentals | 0 | 0 | 1 |
| Medical Office Admin Assistant | 2 | 0 | 0 |
| Medical Record Coding | 0 | 15 | 0 |
| Patient Care | 0 | 3 | 0 |
| Pharmacy Technician | 10 | 9 | 2 |
| Supervision and Leadership | 8 | 0 | 3 |
| Wastewater Operator | 0 | 2 | 2 |
| Water Operator | 2 | 2 | 2 |
| Web Development | 0 | 0 | 1 |
| Welding | 2 | 18 | 4 |
| Certificate Totals | 121 | 159 | 60 |
| TOTALS | 324 | 334 | 139 |

Source: Argos/Student Affairs/Records/SARD 011/Graduation Report by Date/5-16-2023

2018 Graduates by Programs of Study
(January 1, 2018 through December 31, 2018)

| Programs of Study | Graduates | Graduates | Graduates |
|---------------------------------------|------------|------------|-----------|
| | May-18 | Aug-18 | Dec-18 |
| Associate Degrees | | | |
| Associate in Arts | 44 | 19 | 20 |
| Associate in Science | 11 | 2 | 8 |
| Accounting | 12 | 5 | 1 |
| Administrative Office Technology | 1 | 2 | 0 |
| Computer Technology | 11 | 0 | 2 |
| Criminal Justice Technology | 4 | 4 | 2 |
| Early Care and Education | 8 | 8 | 2 |
| Engineering Design Technology | 1 | 2 | 0 |
| Engineering Graphics Tech | 17 | 2 | 0 |
| Environmental Engineering Technology | 4 | 1 | 0 |
| General Technology | 8 | 12 | 3 |
| Human Services | 12 | 7 | 2 |
| Management | 13 | 2 | 5 |
| Natural Resources Management | 4 | 2 | 0 |
| Nursing | 42 | 43 | 0 |
| Paralegal | 5 | 4 | 3 |
| Associate Degree Totals | 197 | 115 | 48 |
| Diplomas | | | |
| Administrative Support | 1 | 4 | 0 |
| Early Childhood Development | 7 | 1 | 0 |
| Medical Assisting | 0 | 13 | 0 |
| Surgical Technology | 0 | 9 | 0 |
| Diploma Totals | 8 | 27 | 0 |
| Certificates | | | |
| Accounting Specialist | 10 | 6 | 0 |
| Advanced Air Conditioning and Heating | 0 | 0 | 0 |
| Advanced CNC Programming | 3 | 0 | 0 |
| Advanced Mechatronics Technology | 0 | 13 | 3 |
| Advanced Welding (Pipe) | 0 | 14 | 1 |
| Automotive Technology | 2 | 2 | 2 |
| Automotive Diagnostic Technology | 3 | 1 | 2 |
| Basic Air Conditioning and Heating | 3 | 10 | 1 |
| Basic Machining & CNC | 1 | 5 | 0 |
| Basic Mechatronics Technology | 2 | 20 | 4 |
| Computer Specialist | 7 | 1 | 3 |
| Early Childhood Development | 7 | 2 | 0 |

| | | | |
|--------------------------------|------------|------------|-----------|
| Entrepreneurship/Sm Business | 2 | 0 | 0 |
| Environmental Health, Safety | 3 | 4 | 0 |
| General Education | 6 | 0 | 0 |
| Gerontology | 1 | 1 | 1 |
| Human Services | 14 | 2 | 1 |
| Infant and Toddler Care | 1 | 1 | 0 |
| Information Processing | 1 | 4 | 0 |
| Internetworking | 1 | 0 | 0 |
| Massage Therapy | 1 | 9 | 0 |
| Medical Office Admin Assistant | 1 | 3 | 0 |
| Medical Record Coding | 1 | 9 | 1 |
| Patient Care | 2 | 2 | 0 |
| Pharmacy Technician | 8 | 5 | 0 |
| Supervision and Leadership | 2 | 0 | 5 |
| Wastewater Operator | 2 | 0 | 8 |
| Water Operator | 0 | 0 | 6 |
| Welding | 4 | 19 | 4 |
| Certificate Totals | 88 | 133 | 42 |
| TOTALS | 293 | 275 | 90 |

Source: Argos/Student Affairs/Records/SARD 011/Graduation Report by Date/10-11-2019

2017 Graduates by Programs of Study
(January 1, 2017 through December 31, 2017)

| Programs of Study | Graduates | Graduates | Graduates |
|---------------------------------------|------------------|------------------|------------------|
| | May-17 | Aug-17 | Dec-17 |
| Associate Degrees | | | |
| Associate in Arts | 34 | 15 | 10 |
| Associate in Science | 14 | 3 | 7 |
| Accounting | 10 | 5 | 0 |
| Administrative Office Technology | 3 | 4 | 1 |
| Computer Technology | 6 | 4 | 2 |
| Criminal Justice Technology | 8 | 6 | 2 |
| Early Care and Education | 6 | 7 | 4 |
| Engineering Graphics Technology | 9 | 0 | 1 |
| Environmental Engineering Technology | 2 | 3 | 0 |
| General Technology | 6 | 14 | 14 |
| Human Services | 15 | 8 | 4 |
| Management | 13 | 4 | 12 |
| Natural Resources Management | 5 | 1 | 0 |
| Nursing | 48 | 38 | 0 |
| Paralegal | 0 | 5 | 2 |
| Associate Degree Totals | 179 | 117 | 59 |
| Diplomas | | | |
| Administrative Support | 4 | 5 | 0 |
| Early Childhood Development | 5 | 4 | 2 |
| Medical Assisting | 0 | 18 | 0 |
| Surgical Technology | 0 | 14 | 0 |
| Diploma Totals | 9 | 41 | 2 |
| Certificates | | | |
| Accounting Specialist | 4 | 0 | 5 |
| Advanced Air Conditioning and Heating | 0 | 2 | 0 |
| Advanced CNC Programming | 4 | 2 | 0 |
| Advanced Mechatronics Technology | 1 | 11 | 13 |
| Advanced Welding (Pipe) | 1 | 13 | 0 |
| Automotive Diagnostic Technology | 0 | 0 | 1 |
| Basic Air Conditioning and Heating | 0 | 2 | 0 |
| Basic Machining & CNC | 1 | 2 | 0 |
| Basic Mechatronics Technology | 6 | 9 | 1 |
| Cardiac Care Technician Certificate | 11 | 0 | 0 |
| College Studies | 0 | 0 | 0 |
| Computer Specialist | 6 | 3 | 1 |
| Early Childhood Development | 6 | 2 | 2 |

| | | | |
|-------------------------------|------------|------------|------------|
| Environmental Health, Safety | 0 | 0 | 0 |
| Gerontology | 2 | 2 | 0 |
| Health Science Prep | 0 | 0 | 0 |
| Human Services | 4 | 1 | 3 |
| Infant and Toddler Care | 1 | 0 | 1 |
| Information Processing | 3 | 4 | 0 |
| Massage Therapy | 0 | 7 | 0 |
| Medical Record Coding | 0 | 17 | 0 |
| Nursing Assistant Certificate | 9 | 0 | 0 |
| Pharmacy Technician | 10 | 4 | 0 |
| Phlebotomy | 4 | 6 | 0 |
| Wastewater Operator | 1 | 1 | 1 |
| Water Operator | 1 | 1 | 0 |
| Welding | 2 | 16 | 1 |
| Certificate Totals | 77 | 105 | 29 |
| TOTALS | 244 | 237 | 135 |

Source: Argos/Student Affairs/Records/SARD 011/Graduation Report by Date

CENTRAL CAROLINA TECHNICAL COLLEGE

GRADUATION RATES*

| Cohort 2014 | Cohort 2015 | Cohort 2016 | Cohort 2017 | Cohort 2018 |
|---------------|---------------|---------------|---------------|---------------|
| As of 2017 | As of 2018 | As of 2019 | As of 2020 | As of 2021 |
| 18.7% | 14.4% | 14.7% | 17.5% | 22.7% |

*Graduation Rate Survey (GRS) defines the cohort of students to be included each year as the first-time; full-time degree, diploma or certificate-seeking students entering an institution each fall. The GRS rate is calculated on the percentage of a cohort graduating within 150% of normal program time.

Source: 2022 *Statistical Abstract*. SC Commission on Higher Education. p 92.

Central Carolina Technical College
Graduate Placement
Academic Years 2017-2021

| GRADUATE PLACEMENT: (Summer-Spring Terms) | | | | |
|--|------------------|--------------------------------|---------------|-----------------------|
| | 2016-2017 | Available for Placement | Placed | Percent Placed |
| Certificate | 237 | 236 | 218 | 92% |
| Diploma | 48 | 47 | 41 | 92% |
| Associate | 325 | 323 | 297 | 92% |
| Total Graduates | 610 | 606 | 556 | 92% |
| | 2017-2018 | Available for Placement | Placed | Percent Placed |
| Certificate | 236 | 230 | 207 | 90% |
| Diploma | 51 | 51 | 48 | 94% |
| Associate | 369 | 366 | 332 | 91% |
| Total Graduates | 656 | 647 | 587 | 91% |
| | 2018-2019 | Available for Placement | Placed | Percent Placed |
| Certificate | 285 | 285 | 243 | 85% |
| Diploma | 34 | 34 | 32 | 94% |
| Associate | 353 | 352 | 315 | 89% |
| Total Graduates | 672 | 671 | 590 | 88% |
| | 2019-2020 | Available for Placement | Placed | Percent Placed |
| Certificate | 270 | 268 | 236 | 88% |
| Diploma | 37 | 37 | 34 | 92% |
| Associate | 388 | 386 | 346 | 90% |
| Total Graduates | 695 | 691 | 616 | 89% |
| | 2020-2021 | Available for Placement | Placed | Percent Placed |
| Certificate | 230 | 225 | 180 | 80% |
| Diploma | 28 | 28 | 24 | 86% |
| Associate | 335 | 333 | 298 | 89% |
| Total Graduates | 593 | 586 | 502 | 86% |

Source: Program Evaluation 2022 (July 1, 2020 -June 30, 2021 Graduates) In-house status report, Program Evaluation 2021 (July 1, 2019 -June 30, 2020 Graduates) In-house status report, Program Evaluation 2020 (July 1, 2018 -June 30, 2019 Graduates) In-house status report

Central Carolina Technical College
Program Evaluation
Placement Rates By Program 2018-2022

| Programs | Placement Rates August 2018 | Placement Rates August 2019 | Placement Rates August 2020 | Placement Rates August 2021 | Placement Rates August 2022 |
|--------------------------------------|--|--|---|--|--|
| Associate Degrees | 2016-17 Graduates July 1, 2016- June 30, 2017 | 2017-18 Graduates July 1, 2017- June 30, 2018 | 2018-19 Graduates July 1, 2018 - June 30, 2019 | 2019-20 Graduates July 1, 2019- June 30, 2020 | 2020-21 Graduates July 1, 2020- June 30, 2021 |
| Accounting | 92% | 94% | 100% | 100% | 80% |
| Administrative Office Technology | 100% | 100% | 67% | 80% | 50% |
| Associate in Arts | 79% | 94% | 98% | 96% | 96% |
| Associate in Science | 90% | 100% | 100% | 89% | 100% |
| Computer Technology | 79% | 72% | 25% | 69% | 50% |
| Criminal Justice Technology | 94% | 73% | 91% | 67% | 50% |
| Early Care and Education | 75% | 85% | 73% | 88% | 100% |
| Engineering Design Technology | 100% | 90% | 71% | 76% | 80% |
| Environmental Engineering Technology | 100% | 100% | 75% | 100% | 100% |
| General Technology | 100% | 94% | 91% | 98% | 97% |
| Human Services | 94% | 83% | 74% | 74% | 82% |
| Management | 100% | 79% | 84% | 63% | 74% |
| Natural Resources Management | 100% | 80% | 100% | 100% | 92% |
| Nursing (A.D.N.) | 100% | 99% | 100% | 96% | 99% |
| Paralegal | 0% | 83% | 71% | 75% | 75% |
| Associate Degree Totals | 92% | 91% | 89% | 90% | 89% |
| Certificates | | | | | |
| Accounting Specialist | 100% | 94% | 85% | 89% | 63% |
| Advanced Air Conditioning/Heating | 100% | 100% | NA | 100% | NA |
| Advanced CNC Programming | 100% | 100% | 100% | 100% | 88% |
| Advanced Mechatronics | 100% | 100% | 86% | 96% | 96% |
| Advanced Pipe Welding | 88% | 79% | 100% | 93% | 60% |
| Automotive Diagnostic Tech | 100% | 60% | 100% | 67% | 67% |
| Automotive Technology | 0% | 100% | 100% | 73% | 50% |
| Basic Air Conditioning/Heating | 100% | 83% | 75% | 67% | 86% |
| Basic Machining and CNC Fundamentals | 100% | 100% | 100% | 100% | 100% |
| Basic Mechatronics | 100% | 100% | 79% | 100% | 100% |
| Computer Specialist | 86% | 82% | 50% | 60% | 50% |
| Cybersecurity | 0% | 100% | 100% | 57% | 50% |
| Early Childhood Development (Cert) | 75% | 91% | 91% | 86% | 100% |
| Entrepreneurship | 0% | 100% | 100% | 100% | 75% |
| Environmental Health & Safety | 60% | 100% | 100% | 100% | 100% |
| General Education | NA | NA | 95% | 100% | NA |
| Gerontology | 100% | 100% | 50% | 100% | 50% |
| Human Services | 94% | 83% | 75% | 85% | 100% |
| Information Processing | 100% | 100% | 80% | 67% | 50% |
| Massage Therapy | 94% | 86% | 59% | 100% | 76% |

| Programs | Placement Rates August 2018 | Placement Rates August 2019 | Placement Rates August 2020 | Placement Rates August 2021 | Placement Rates August 2022 |
|---|--|--|---|--|--|
| Certificates | 2016-17 Graduates July 1, 2016- June 30, 2017 | 2017-18 Graduates July 1, 2017- June 30, 2018 | 2018-19 Graduates July 1, 2018 - June 30, 2019 | 2019-20 Graduates July 1, 2019- June 30, 2020 | 2020-21 Graduates July 1, 2020- June 30, 2021 |
| Medical Office Administrative Assistant | NA | 43% | 75% | 100% | 33% |
| Medical Record Coding | 100% | 94% | 90% | 100% | 100% |
| Patient Care Technician | 92% | 100% | 100% | 100% | 67% |
| Pharmacy Technician | 100% | 92% | 87% | 100% | 80% |
| Wastewater Operator | 57% | 100% | 88% | 100% | 100% |
| Water Operator | 100% | 0% | 100% | 100% | 100% |
| Welding | 100% | 90% | 92% | 50% | 88% |
| Certificate Totals | 92% | 90% | 85% | 88% | 80% |
| Diplomas | | | | | |
| Automated Office (Admin. Support) | 100% | 83% | 80% | 67% | 0% |
| Early Childhood Development (Dip) | 75% | 92% | 86% | 100% | NA |
| Medical Assisting | 88% | 94% | 100% | 100% | 88% |
| Surgical Technology | 94% | 100% | 100% | 83% | 100% |
| Diploma Totals | 87% | 94% | 94% | 92% | 86% |
| College Average | 92% | 91% | 88% | 89% | 86% |

Source: In-house Program Evaluation

| CIP# | Program's Name | Instructor | # of Grads | Exclusions | #Available | Employed | School | In School & Job | UNK | # Placed | % Placed |
|--------------------------|----------------------------------|------------------|------------|------------|------------|------------|-----------|-----------------|-----------|------------|------------|
| DIPLOMAS | | | | | | | | | | | |
| 15041 | Administrative Support | Christina James | 2 | 0 | 2 | 0 | 0 | 0 | 2 | 0 | 0% |
| 15211 | Surgical Tech | Bimbrie Weber | 10 | 0 | 10 | 9 | 0 | 1 | 0 | 10 | 100% |
| 15214 | Medical Assisting | Mickey Wheeler | 16 | 0 | 16 | 14 | 0 | 0 | 2 | 14 | 88% |
| | Diploma Degree Totals | | 28 | 0 | 28 | 23 | 0 | 1 | 4 | 24 | 86% |
| ASSOCIATE DEGREES | | | | | | | | | | | |
| 35002 | Accounting (Associate) | Christina James | 5 | 0 | 5 | 3 | 0 | 1 | 0 | 4 | 80% |
| 35007 | AOT | Christina James | 10 | 0 | 10 | 4 | 1 | 0 | 5 | 5 | 50% |
| 35030 | Management | Christina James | 23 | 0 | 23 | 11 | 6 | 0 | 6 | 17 | 74% |
| 35104 | Computer Technology | Kevan Croteau | 16 | 0 | 16 | 4 | 3 | 2 | 8 | 8 | 50% |
| 35208 | Nursing | Eugene Geddings | 75 | 0 | 75 | 61 | 0 | 13 | 1 | 74 | 99% |
| 35307 | Eng. Design Tech (Assoc) | Richard Lavergne | 15 | 0 | 15 | 10 | 2 | 0 | 4 | 12 | 80% |
| 35318 | General Technology | Bert Hancock | 37 | 1 | 36 | 35 | 0 | 0 | 1 | 35 | 97% |
| 35408 | Environmental Engineering | Josh Castleberry | 7 | 0 | 7 | 7 | 0 | 0 | 0 | 7 | 100% |
| 35426 | Natural Resources Mgmt. | Josh Castleberry | 13 | 1 | 12 | 11 | 0 | 0 | 1 | 11 | 92% |
| 35501 | Human Services Assoc | Lisa Nelligan | 11 | 0 | 11 | 5 | 2 | 2 | 2 | 9 | 82% |
| 35505 | CRJ | Tina Calhoun | 4 | 0 | 4 | 0 | 2 | 0 | 2 | 2 | 50% |
| 35508 | ECD Assoc | Leslie Williams | 6 | 0 | 6 | 1 | 3 | 2 | 0 | 6 | 100% |
| 35520 | Paralegal | Tina Calhoun | 8 | 0 | 8 | 4 | 2 | 0 | 2 | 6 | 75% |
| 45600 | AA | Lisa Gage | 78 | 0 | 78 | 39 | 15 | 21 | 3 | 75 | 96% |
| 55600 | AS | Jessica Lea | 27 | 0 | 27 | 18 | 0 | 9 | 0 | 27 | 100% |
| | Associate Degree Totals | | 335 | 2 | 333 | 213 | 36 | 50 | 35 | 298 | 89% |
| CERTIFICATES | | | | | | | | | | | |
| 60649 | Internetworking | Kevan Croteau | 1 | 1 | 0 | 0 | 0 | 0 | 0 | 0 | -- |
| 60944 | Water Operator | Josh Castleberry | 3 | 0 | 3 | 3 | 0 | 0 | 0 | 3 | 100% |
| 60945 | Wastewater Operator | Josh Castleberry | 2 | 0 | 2 | 2 | 0 | 0 | 0 | 2 | 100% |
| 61023 | Environ. Health, Safety | Josh Castleberry | 2 | 0 | 2 | 2 | 0 | 0 | 0 | 2 | 100% |
| 61037 | Gerontology | Lisa Nelligan | 4 | 0 | 4 | 1 | 1 | 0 | 2 | 2 | 50% |
| 61043 | Advanced CNC Programming | L. Humphries | 10 | 2 | 8 | 7 | 0 | 0 | 1 | 7 | 88% |
| 61184 | Advanced Medical Coding | Mary Johnson | 5 | 0 | 5 | 4 | 1 | 0 | 0 | 5 | 100% |
| 61199 | Applications Specialist | Christina James | 4 | 0 | 4 | 2 | 0 | 0 | 2 | 2 | 50% |
| 61200 | Child Care Assistant | Leslie Williams | 3 | 0 | 3 | 0 | 1 | 0 | 2 | 1 | 33% |
| 70191 | ECD Certificate | Leslie Williams | 2 | 0 | 2 | 2 | 0 | 0 | 0 | 2 | 100% |
| 70261 | Information Processing | Christina James | 4 | 0 | 4 | 2 | 0 | 0 | 2 | 2 | 50% |
| 70808 | BHAC | Chris Watkins | 14 | 0 | 14 | 12 | 0 | 0 | 2 | 12 | 86% |
| 70810 | Welding | Axel Reis | 25 | 0 | 25 | 18 | 2 | 2 | 3 | 22 | 88% |
| 70816 | Computer Specialist | Kevan Croteau | 7 | 1 | 6 | 1 | 2 | 0 | 4 | 3 | 50% |
| 70847 | Accounting Specialist | Christina James | 8 | 0 | 8 | 3 | 2 | 0 | 3 | 5 | 63% |
| 70970 | Adv HAC | Chris Watkins | 0 | 0 | 0 | 0 | 0 | 0 | 0 | 0 | -- |
| 71073 | Interdisciplinary Studies | | | | | | | | | | -- |
| 71088 | Medical Record Coding | Mary Johnson | 8 | 0 | 8 | 7 | 1 | 0 | 0 | 8 | 100% |
| 71158 | Automotive Technology | David Moore | 4 | 0 | 4 | 2 | 0 | 0 | 2 | 2 | 50% |
| 71159 | Auto Diagnostic Tech | David Moore | 6 | 0 | 6 | 4 | 0 | 0 | 2 | 4 | 67% |
| 71165 | Basic Mechatronics | Bert Hancock | 12 | 0 | 12 | 12 | 0 | 0 | 0 | 12 | 100% |
| 71166 | Adv Mechatronics | Bert Hancock | 24 | 0 | 24 | 23 | 0 | 0 | 1 | 23 | 96% |
| 71168 | Adv Pipe Welding | Axel Reis | 15 | 0 | 15 | 9 | 0 | 0 | 6 | 9 | 60% |
| 71180 | Human Services Cert | Lisa Nelligan | 5 | 0 | 5 | 3 | 2 | 0 | 0 | 5 | 100% |
| 71181 | Massage Therapy | Vicky Martin | 17 | 0 | 17 | 12 | 1 | 0 | 4 | 13 | 76% |
| 71237 | Basic Machining CNC | L. Humphries | 7 | 1 | 6 | 6 | 0 | 0 | 0 | 6 | 100% |
| 71238 | Pharmacy Technician | Maryon Kennedy | 15 | 0 | 15 | 8 | 4 | 0 | 3 | 12 | 80% |
| 71306 | Mechatronics Fundamentals | Bert Hancock | 0 | 0 | 0 | 0 | 0 | 0 | 0 | 0 | -- |
| 71327 | Medical Office Admin Asst | Christina James | 3 | 0 | 3 | 1 | 0 | 0 | 2 | 1 | 33% |
| 71328 | Cybersecurity | Kevan Croteau | 3 | 1 | 2 | 1 | 0 | 0 | 2 | 1 | 50% |
| 71349 | Patient Care Technician | Vicky Martin | 3 | 0 | 3 | 1 | 1 | 0 | 1 | 2 | 67% |
| 71350 | Entrepreneurship | Christina James | 4 | 0 | 4 | 2 | 0 | 1 | 0 | 3 | 75% |
| 71351 | Supervision and Leadership | Christina James | 2 | 0 | 2 | 1 | 1 | 0 | 0 | 2 | 100% |
| 71352 | Web Development | Kevan Croteau | 0 | 0 | 0 | 0 | 0 | 0 | 0 | 0 | -- |
| 71396 | Human Resource Specialist | Christina James | 2 | 0 | 2 | 1 | 0 | 1 | 0 | 2 | 100% |
| 71431 | Logistics and Supply Chain M | Christina James | 6 | 0 | 6 | 3 | 1 | 0 | 2 | 4 | 67% |
| 71432 | Marketing and Sales for Sma | Christina James | 1 | 0 | 1 | 1 | 0 | 0 | 0 | 1 | 100% |
| 71433 | Office Management | Christina James | 0 | 0 | 0 | 0 | 0 | 0 | 0 | 0 | -- |
| | Certificate Degree Totals | | 231 | 6 | 225 | 156 | 20 | 4 | 46 | 180 | 80% |
| | GRAND TOTALS | | 594 | 8 | 586 | 392 | 56 | 55 | 85 | 502 | 86% |

| CIP# | Program's Name | Instructor | # of Grads | Exclusions | #Available | Employed | School | In School & Job | UNK | # Placed | % Placed |
|----------------------------------|------------------------------|------------------|------------|------------|------------|------------|-----------|-----------------|-----------|------------|------------|
| DIPLOMAS | | | | | | | | | | | |
| 15041 | Administrative Support | Christina James | 3 | 0 | 3 | 0 | 0 | 2 | 1 | 2 | 67% |
| 15211 | Surgical Tech | Bimbrie Weber | 12 | 0 | 12 | 9 | 0 | 1 | 2 | 10 | 83% |
| 15214 | Medical Assisting | Mickey Wheeler | 20 | 0 | 20 | 17 | 0 | 3 | 0 | 20 | 100% |
| 15508 | ECD Diploma | Leslie Williams | 2 | 0 | 2 | 0 | 1 | 1 | 0 | 2 | 100% |
| Diploma Degree Totals | | | 37 | 0 | 37 | 26 | 1 | 7 | 3 | 34 | 92% |
| ASSOCIATE DEGREES | | | | | | | | | | | |
| 35002 | Accounting (Associate) | Christina James | 5 | 0 | 5 | 4 | 0 | 1 | 0 | 5 | 100% |
| 35007 | AOT | Christina James | 5 | 0 | 5 | 3 | 0 | 1 | 1 | 4 | 80% |
| 35030 | Management | Christina James | 16 | 0 | 16 | 7 | 2 | 1 | 6 | 10 | 63% |
| 35104 | Computer Technology | Kevan Croteau | 16 | 0 | 16 | 4 | 4 | 3 | 5 | 11 | 69% |
| 35208 | Nursing | Cheryl DeGraw | 112 | 0 | 112 | 83 | 3 | 21 | 5 | 107 | 96% |
| 35303 | Eng. Design Tech (Assoc) | David Tuders | 17 | 0 | 17 | 5 | 7 | 1 | 4 | 13 | 76% |
| 35318 | General Technology | Bert Hancock | 40 | 0 | 40 | 33 | 2 | 4 | 1 | 39 | 98% |
| 35408 | Environmental Engineering | Josh Castleberry | 4 | 0 | 4 | 3 | 0 | 1 | 0 | 4 | 100% |
| 35426 | Natural Resources Mgmt. | Josh Castleberry | 6 | 1 | 5 | 4 | 0 | 1 | 0 | 5 | 100% |
| 35501 | Human Services Assoc | Lisa Nelligan | 28 | 1 | 27 | 8 | 5 | 7 | 7 | 20 | 74% |
| 35505 | CRJ | Tina Calhoun | 6 | 0 | 6 | 0 | 2 | 2 | 2 | 4 | 67% |
| 35508 | ECD Assoc | Leslie Williams | 8 | 0 | 8 | 2 | 1 | 4 | 1 | 7 | 88% |
| 35520 | Paralegal | Tina Calhoun | 4 | 0 | 4 | 2 | 1 | 0 | 1 | 3 | 75% |
| 45600 | AA | N. Mahaffey | 94 | 0 | 94 | 32 | 19 | 39 | 4 | 90 | 96% |
| 55600 | AS | Jessica Lea | 27 | 0 | 27 | 12 | 2 | 11 | 2 | 24 | 89% |
| Associate Degree Totals | | | 388 | 2 | 386 | 202 | 48 | 97 | 39 | 346 | 90% |
| CERTIFICATES | | | | | | | | | | | |
| 60799 | General Education | N. Mahaffey | 14 | 0 | 14 | 1 | 8 | 5 | 0 | 14 | 100% |
| 60944 | Water Operator | Josh Castleberry | 4 | 0 | 4 | 2 | 0 | 2 | 0 | 4 | 100% |
| 60945 | Wastewater Operator | Josh Castleberry | 3 | 0 | 3 | 3 | 0 | 0 | 0 | 3 | 100% |
| 61023 | Environ. Health, Safety | Josh Castleberry | 2 | 0 | 2 | 1 | 0 | 1 | 0 | 2 | 100% |
| 61037 | Gerontology | Lisa Nelligan | 3 | 0 | 3 | 1 | 1 | 1 | 0 | 3 | 100% |
| 61043 | Advanced CNC Programming | L. Humphries | 5 | 0 | 5 | 5 | 0 | 0 | 0 | 5 | 100% |
| 61184 | Advanced Medical Coding | Mary Johnson | 14 | 0 | 14 | 11 | 2 | 1 | 0 | 14 | 100% |
| 70191 | ECD Certificate | Leslie Williams | 7 | 0 | 7 | 3 | 2 | 1 | 1 | 6 | 86% |
| 70261 | Information Processing | Christina James | 6 | 0 | 6 | 2 | 1 | 1 | 2 | 4 | 67% |
| 70808 | BHAC | Chris Watkins | 3 | 0 | 3 | 1 | 0 | 1 | 1 | 2 | 67% |
| 70810 | Welding | Axel Reis | 18 | 0 | 18 | 8 | 0 | 1 | 9 | 9 | 50% |
| 70816 | Computer Specialist | Kevan Croteau | 10 | 0 | 10 | 2 | 4 | 0 | 4 | 6 | 60% |
| 70847 | Accounting Specialist | Christina James | 9 | 0 | 9 | 5 | 0 | 3 | 1 | 8 | 89% |
| 70970 | Adv HAC | Chris Watkins | 7 | 0 | 7 | 6 | 1 | 0 | 0 | 7 | 100% |
| 71073 | Interdisciplinary Studies | | | | | | | | | | |
| 71088 | Medical Record Coding | Mary Johnson | 13 | 0 | 13 | 12 | 1 | 0 | 0 | 13 | 100% |
| 71158 | Automotive Technology | David Moore | 11 | 0 | 11 | 7 | 0 | 1 | 3 | 8 | 73% |
| 71159 | Auto Diagnostic Tech | David Moore | 3 | 0 | 3 | 2 | 0 | 0 | 1 | 2 | 67% |
| 71165 | Basic Mechatronics | Bert Hancock | 28 | 0 | 28 | 24 | 1 | 3 | 0 | 28 | 100% |
| 71166 | Adv Mechatronics | Bert Hancock | 23 | 0 | 23 | 20 | 1 | 1 | 1 | 22 | 96% |
| 71168 | Adv Pipe Welding | Axel Reis | 15 | 0 | 15 | 13 | 0 | 1 | 1 | 14 | 93% |
| 71180 | Human Services Cert | Lisa Nelligan | 27 | 1 | 26 | 8 | 7 | 7 | 4 | 22 | 85% |
| 71181 | Massage Therapy | Brent Jackson | 2 | 0 | 2 | 2 | 0 | 0 | 0 | 2 | 100% |
| 71237 | Basic Machining CNC | L. Humphries | 7 | 1 | 6 | 5 | 0 | 1 | 0 | 6 | 100% |
| 71238 | Pharmacy Technician | Jeffrey Simmons | 13 | 0 | 13 | 7 | 0 | 6 | 0 | 13 | 100% |
| 71291 | Certified Nursing Assistant | Cheryl Degraw | | | | | | | | | |
| 71292 | Phlebotomy | Cheryl DeGraw | | | | | | | | | |
| 71306 | Mechatronics Fundamentals | Bert Hancock | 1 | 0 | 1 | 0 | 0 | 0 | 1 | 0 | 0% |
| 71327 | Medical Office Admin Asst | Christina James | 2 | 0 | 2 | 1 | 0 | 1 | 0 | 2 | 100% |
| 71328 | Cybersecurity | Kevan Croteau | 7 | 0 | 7 | 2 | 2 | 0 | 3 | 4 | 57% |
| 71349 | Patient Care Technician | Cheryl Degraw | 6 | 0 | 6 | 1 | 5 | 0 | 0 | 6 | 100% |
| 71350 | Entrepreneurship | Christina James | 2 | 0 | 2 | 1 | 1 | 0 | 0 | 2 | 100% |
| 71351 | Supervision and Leadership | Christina James | 5 | 0 | 5 | 3 | 1 | 1 | 0 | 5 | 100% |
| 71352 | Web Development | Kevan Croteau | 1 | 0 | 1 | 0 | 0 | 1 | 0 | 1 | 100% |
| 71396 | Human Resource Specialist | Christina James | 4 | 0 | 4 | 3 | 0 | 1 | 0 | 4 | 100% |
| 71431 | Logistics and Supply Chain M | Christina James | | | | | | | | | |
| 71432 | Marketing and Sales for Sma | Christina James | | | | | | | | | |
| 71433 | Office Management | Christina James | 1 | 0 | 1 | 1 | 0 | 0 | 0 | 1 | 100% |
| Certificate Degree Totals | | | 276 | 2 | 274 | 163 | 38 | 41 | 32 | 242 | 88% |
| GRAND TOTALS | | | 701 | 4 | 697 | 391 | 87 | 145 | 74 | 622 | 89% |

| CIP# | Program's Name | Instructor | # of Grads | Exclusions | #Available | Employed | School | In School & Job | UNK | # Placed | % Placed |
|--------------------------|----------------------------------|-------------------|------------|------------|------------|------------|------------|-----------------|-----------|------------|------------|
| DIPLOMAS | | | | | | | | | | | |
| 15041 | Administrative Support | Richard Pritchard | 5 | 0 | 5 | 0 | 4 | 0 | 1 | 4 | 80% |
| 15211 | Surgical Tech | Bimbrie Weber | 9 | 0 | 9 | 7 | 0 | 1 | 0 | 9 | 100% |
| 15214 | Medical Assisting | Mickey Wheeler | 13 | 0 | 13 | 9 | 0 | 4 | 1 | 13 | 100% |
| 15508 | ECD Diploma | Leslie Williams | 7 | 0 | 7 | 5 | 0 | 1 | 1 | 6 | 86% |
| | Diploma Degree Totals | | 34 | 0 | 34 | 21 | 4 | 6 | 3 | 32 | 94% |
| ASSOCIATE DEGREES | | | | | | | | | | | |
| 35002 | Accounting (Associate) | Diane Fulcher | 10 | 0 | 10 | 6 | 4 | 0 | 0 | 10 | 100% |
| 35007 | AOT | Richard Pritchard | 3 | 0 | 3 | 0 | 2 | 0 | 1 | 2 | 67% |
| 35030 | Management | Diane Fulcher | 19 | 0 | 19 | 4 | 10 | 2 | 3 | 16 | 84% |
| 35104 | Computer Technology | Richard Pritchard | 8 | 0 | 8 | 1 | 1 | 1 | 6 | 2 | 25% |
| 35208 | Nursing | Cheryl DeGraw | 81 | 0 | 81 | 51 | 1 | 29 | 0 | 81 | 100% |
| 35303 | Eng. Design Tech (Assoc) | David Tuders | 24 | 0 | 24 | 10 | 6 | 1 | 7 | 17 | 71% |
| 35318 | General Technology | Brent Russell | 22 | 0 | 22 | 15 | 0 | 5 | 2 | 20 | 91% |
| 35408 | Environmental Engineering | Josh Castleberry | 8 | 0 | 8 | 3 | 0 | 3 | 2 | 6 | 75% |
| 35426 | Natural Resources Mgmt. | Josh Castleberry | 8 | 0 | 8 | 8 | 0 | 0 | 0 | 8 | 100% |
| 35501 | Human Services Assoc | Lisa Nelligan | 27 | 0 | 27 | 7 | 6 | 7 | 7 | 20 | 74% |
| 35505 | CRJ | Gary Johnson | 11 | 0 | 11 | 3 | 6 | 1 | 1 | 10 | 91% |
| 35508 | ECD Assoc | Leslie Williams | 15 | 0 | 15 | 7 | 1 | 3 | 4 | 11 | 73% |
| 35520 | Paralegal | Gary Johnson | 8 | 1 | 7 | 1 | 4 | 0 | 2 | 5 | 71% |
| 45600 | AA | T. Midgette | 84 | 0 | 84 | 26 | 17 | 39 | 2 | 82 | 98% |
| 55600 | AS | Ann Davis | 25 | 0 | 25 | 4 | 2 | 19 | 0 | 25 | 100% |
| | Associate Degree Totals | | 353 | 1 | 352 | 146 | 60 | 110 | 37 | 315 | 89% |
| CERTIFICATES | | | | | | | | | | | |
| 60799 | General Education | Jason Tisdell | 21 | 0 | 21 | 0 | 2 | 18 | 1 | 20 | 95% |
| 60944 | Water Operator | Josh Castleberry | 8 | 0 | 8 | 6 | 0 | 2 | 0 | 8 | 100% |
| 60945 | Wastewater Operator | Josh Castleberry | 8 | 0 | 8 | 3 | 1 | 3 | 1 | 7 | 88% |
| 61023 | Environ. Health, Safety | Josh Castleberry | 6 | 0 | 6 | 3 | 1 | 2 | 0 | 6 | 100% |
| 61037 | Gerontology | Lisa Nelligan | 2 | 0 | 2 | 1 | 0 | 0 | 1 | 1 | 50% |
| 61043 | Advanced CNC Programming | L. Humphries | 6 | 0 | 6 | 5 | 0 | 1 | 0 | 6 | 100% |
| 70191 | ECD Certificate | Leslie Williams | 11 | 0 | 11 | 4 | 3 | 3 | 1 | 10 | 91% |
| 70261 | Information Processing | Richard Pritchard | 5 | 0 | 5 | 0 | 4 | 0 | 1 | 4 | 80% |
| 70808 | BHAC | Chris Watkins | 8 | 0 | 8 | 4 | 2 | 0 | 2 | 6 | 75% |
| 70810 | Welding | Axel Reis | 24 | 0 | 24 | 19 | 2 | 1 | 2 | 22 | 92% |
| 70816 | Computer Specialist | Richard Pritchard | 8 | 0 | 8 | 1 | 3 | 0 | 4 | 4 | 50% |
| 70847 | Accounting Specialist | Diane Fulcher | 13 | 0 | 13 | 5 | 2 | 4 | 2 | 11 | 85% |
| 70970 | Adv HAC | Chris Watkins | 0 | | | | | | 0 | 0 | 0% |
| 71073 | Interdisciplinary Studies | | 0 | | | | | | 0 | 0 | 0% |
| 71088 | Medical Record Coding | Mary Johnson | 10 | 0 | 10 | 8 | 0 | 1 | 1 | 9 | 90% |
| 71158 | Automotive Technology | David Moore | 3 | 0 | 3 | 2 | 1 | 0 | 0 | 3 | 100% |
| 71159 | Auto Diagnostic Tech | David Moore | 4 | 0 | 4 | 2 | 1 | 1 | 0 | 4 | 100% |
| 71165 | Basic Mechatronics | Bert Hancock | 28 | 0 | 28 | 13 | 4 | 5 | 6 | 22 | 79% |
| 71166 | Adv Mechatronics | Bert Hancock | 14 | 0 | 14 | 12 | 0 | 2 | 0 | 12 | 86% |
| 71168 | Adv Pipe Welding | Axel Reis | 16 | 0 | 16 | 16 | 0 | 0 | 0 | 16 | 100% |
| 71180 | Human Services Cert | Lisa Nelligan | 24 | 0 | 24 | 6 | 7 | 5 | 6 | 18 | 75% |
| 71181 | Massage Therapy | Brent Jackson | 22 | 0 | 22 | 7 | 4 | 2 | 9 | 13 | 59% |
| 71237 | Basic Machining CNC | L. Humphries | 5 | 0 | 5 | 4 | 0 | 1 | 0 | 5 | 100% |
| 71238 | Pharmacy Technician | Jeffrey Simmons | 15 | 0 | 15 | 7 | 0 | 6 | 2 | 13 | 87% |
| 71291 | Certified Nursing Assistant | Cheryl Degraw | 0 | 0 | 0 | 0 | 0 | 0 | 0 | 0 | 0% |
| 71292 | Phlebotomy | Cheryl DeGraw | 0 | 0 | 0 | 0 | 0 | 0 | 0 | 0 | 0% |
| 71327 | Medical Office Admin Asst | Richard Pritchard | 4 | 0 | 4 | 1 | 1 | 1 | 1 | 3 | 75% |
| 71328 | Cybersecurity | Richard Pritchard | 2 | 0 | 2 | 0 | 2 | 0 | 0 | 2 | 100% |
| 71349 | Patient Care Technician | Cheryl Degraw | 2 | 0 | 2 | 1 | 1 | 0 | 0 | 2 | 100% |
| 71350 | Entrepreneurship | Diane Fulcher | 4 | 0 | 4 | 2 | 2 | 0 | 0 | 4 | 100% |
| 71351 | Supervision and Leadership | Diane Fulcher | 12 | 0 | 12 | 3 | 6 | 3 | 0 | 12 | 100% |
| | Certificate Degree Totals | | 285 | 0 | 285 | 135 | 49 | 61 | 40 | 243 | 85% |
| | GRAND TOTALS | | 672 | 1 | 671 | 302 | 113 | 177 | 80 | 590 | 88% |

| CIP# | Program's Name | Instructor | # of Grads | Exclusions | #Available | Employed | School | In School & Job | UNK | # Placed | % Placed |
|--------------------------|----------------------------------|-------------------|------------|------------|------------|------------|------------|-----------------|-----------|------------|------------|
| DIPLOMAS | | | | | | | | | | | |
| 15041 | Administrative Support | Richard Pritchard | 6 | 0 | 6 | 1 | 3 | 1 | 1 | 5 | 83% |
| 15211 | Surgical Tech | Bimbrie Weber | 14 | 0 | 14 | 12 | 0 | 2 | 0 | 14 | 100% |
| 15214 | Medical Assisting | Mickey Wheeler | 18 | 0 | 18 | 14 | 0 | 3 | 1 | 17 | 94% |
| 15508 | ECD Diploma | Leslie Williams | 13 | 0 | 13 | 9 | 2 | 1 | 1 | 12 | 92% |
| | Diploma Degree Totals | | 51 | 0 | 51 | 36 | 5 | 7 | 3 | 48 | 94% |
| ASSOCIATE DEGREES | | | | | | | | | | | |
| 35002 | Accounting (Associate) | Diane Fulcher | 17 | 0 | 17 | 12 | 3 | 1 | 1 | 16 | 94% |
| 35007 | AOT | Richard Pritchard | 6 | 0 | 6 | 1 | 4 | 1 | 0 | 6 | 100% |
| 35030 | Management | Diane Fulcher | 28 | 0 | 28 | 13 | 6 | 3 | 6 | 22 | 79% |
| 35104 | Computer Technology | Richard Pritchard | 18 | 0 | 18 | 9 | 3 | 1 | 5 | 13 | 72% |
| 35208 | Nursing | Cheryl DeGraw | 80 | 0 | 80 | 51 | 2 | 26 | 1 | 79 | 99% |
| 35303 | Eng. Design Tech (Assoc) | David Tuders | 19 | 0 | 19 | 10 | 4 | 3 | 2 | 17 | 89% |
| 35318 | General Technology | Brent Russell | 36 | 1 | 35 | 28 | 1 | 4 | 2 | 33 | 94% |
| 35408 | Environmental Engineering | Josh Castleberry | 7 | 0 | 7 | 6 | 0 | 1 | 0 | 7 | 100% |
| 35426 | Natural Resources Mgmt. | Josh Castleberry | 5 | 0 | 5 | 4 | 0 | 0 | 1 | 4 | 80% |
| 35501 | Human Services Assoc | Lisa Nelligan | 24 | 1 | 23 | 7 | 9 | 3 | 4 | 19 | 83% |
| 35505 | CRJ | Gary Johnson | 12 | 1 | 11 | 2 | 3 | 3 | 3 | 8 | 73% |
| 35508 | ECD Assoc | Leslie Williams | 20 | 0 | 20 | 11 | 3 | 3 | 3 | 17 | 85% |
| 35520 | Paralegal | Gary Johnson | 12 | 0 | 12 | 2 | 5 | 3 | 2 | 10 | 83% |
| 45600 | AA | T. Midgette | 64 | 0 | 64 | 22 | 24 | 14 | 4 | 60 | 94% |
| 55600 | AS | Ann Davis | 21 | 0 | 21 | 8 | 10 | 3 | 0 | 21 | 100% |
| | Associate Degree Totals | | 369 | 3 | 366 | 186 | 77 | 69 | 34 | 332 | 91% |
| CERTIFICATES | | | | | | | | | | | |
| 60649 | Internetworking | Richard Pritchard | 11 | 0 | 11 | 6 | 2 | 2 | 1 | 10 | 0% |
| 60862 | Infant & Toddler Care | Leslie Williams | 2 | 0 | 2 | 2 | 0 | 0 | 0 | 2 | 100% |
| 60944 | Water Operator | Josh Castleberry | 0 | 0 | 0 | 0 | 0 | 0 | 0 | 0 | |
| 60945 | Wastewater Operator | Josh Castleberry | 4 | 1 | 3 | 2 | 0 | 1 | 0 | 3 | 100% |
| 61023 | Environ. Health, Safety | Josh Castleberry | 3 | 0 | 3 | 3 | 0 | 0 | 0 | 3 | 100% |
| 61037 | Gerontology | Lisa Nelligan | 4 | 0 | 4 | 2 | 2 | 0 | 0 | 4 | 100% |
| 61043 | Advanced CNC Programming | L. Humphries | 5 | 0 | 5 | 5 | 0 | 0 | 0 | 5 | 100% |
| 70191 | ECD Certificate | Leslie Williams | 11 | 0 | 11 | 7 | 2 | 1 | 1 | 10 | 91% |
| 70261 | Information Processing | Richard Pritchard | 5 | 0 | 5 | 1 | 3 | 1 | 0 | 5 | 100% |
| 70808 | BHAC | Chris Watkins | 6 | 0 | 6 | 4 | 1 | 0 | 1 | 5 | 83% |
| 70810 | Welding | Axel Reis | 20 | 1 | 19 | 14 | 1 | 2 | 2 | 17 | 89% |
| 70816 | Computer Specialist | Richard Pritchard | 11 | 0 | 11 | 6 | 1 | 2 | 2 | 9 | 82% |
| 70847 | Accounting Specialist | Diane Fulcher | 16 | 0 | 16 | 8 | 6 | 1 | 1 | 15 | 94% |
| 70970 | Adv HAC | Chris Watkins | 1 | 0 | 1 | 1 | 0 | 0 | 0 | 1 | 100% |
| 71073 | Interdisciplinary Studies | | 0 | | | | | | 0 | 0 | 0% |
| 71088 | Medical Record Coding | Mary Johnson | 18 | 1 | 17 | 12 | 4 | 0 | 1 | 16 | 94% |
| 71158 | Automotive Technology | David Moore | 6 | 1 | 5 | 3 | 1 | 1 | 0 | 5 | 0% |
| 71159 | Auto Diagnostic Tech | David Moore | 5 | 0 | 5 | 3 | 0 | 0 | 2 | 3 | 60% |
| 71165 | Basic Mechatronics | Bert Hancock | 10 | 1 | 9 | 9 | 0 | 0 | 0 | 9 | 100% |
| 71166 | Adv Mechatronics | Bert Hancock | 24 | 0 | 24 | 23 | 0 | 1 | 0 | 24 | 100% |
| 71168 | Adv Pipe Welding | Axel Reis | 14 | 0 | 14 | 10 | 0 | 1 | 3 | 11 | 79% |
| 71180 | Human Services Cert | Lisa Nelligan | 18 | 0 | 18 | 7 | 6 | 3 | 2 | 16 | 89% |
| 71181 | Massage Therapy | Brent Jackson | 8 | 1 | 7 | 4 | 2 | 0 | 1 | 6 | 86% |
| 71237 | Basic Machining CNC | L. Humphries | 3 | 0 | 3 | 2 | 0 | 1 | 0 | 3 | 100% |
| 71238 | Pharmacy Technician | Jeffrey Simmons | 12 | 0 | 12 | 10 | 0 | 1 | 1 | 11 | 92% |
| 71291 | Certified Nursing Assistant | Cheryl Degraw | 1 | 0 | 1 | 1 | 0 | 0 | 0 | 1 | 100% |
| 71292 | Phlebotomy | Cheryl DeGraw | 5 | 0 | 5 | 3 | 1 | 0 | 1 | 4 | 80% |
| 71327 | Medical Office Admin Asst | Richard Pritchard | 7 | 0 | 7 | 1 | 1 | 1 | 4 | 3 | 43% |
| 71328 | Cybersecurity | Richard Pritchard | 3 | 0 | 3 | 2 | 1 | 0 | 0 | 3 | 100% |
| 71349 | Patient Care Technician | Cheryl Degraw | 1 | 0 | 1 | 1 | 0 | 0 | 0 | 1 | 100% |
| 71350 | Entrepreneurship | Diane Fulcher | 2 | 0 | 2 | 0 | 2 | 0 | 0 | 2 | 100% |
| | Certificate Degree Totals | | 236 | 6 | 230 | 152 | 36 | 19 | 23 | 207 | 90% |
| | GRAND TOTALS | | 656 | 9 | 647 | 374 | 118 | 95 | 60 | 587 | 91% |

| CIP# | Program's Name | Instructor | # of Grads | Exclusions | #Available | Employed | School | In School & Job | UNK | # Placed | % Placed |
|-------|----------------------------------|-------------------|-------------------|-------------------|-------------------|-----------------|---------------|----------------------------|------------|-----------------|-----------------|
| | DIPLOMAS | | | | | | | | | | |
| 15041 | Administrative Support | Richard Pritchard | 4 | 1 | 3 | 1 | 0 | 2 | 0 | 3 | 100% |
| 15211 | Surgical Tech | Bimbrie Weber | 16 | 0 | 16 | 12 | 0 | 3 | 1 | 15 | 94% |
| 15214 | Medical Assisting | Mickey Wheeler | 16 | 0 | 16 | 9 | 3 | 2 | 2 | 14 | 88% |
| 15508 | ECD Diploma | Pam Dinkins | 12 | 0 | 12 | 4 | 4 | 1 | 3 | 9 | 75% |
| | Diploma Degree Totals | | 48 | 1 | 47 | 26 | 7 | 8 | 6 | 41 | 87% |
| | | | | | | | | | | | |
| | ASSOCIATE DEGREES | | | | | | | | | | |
| | Accounting (Associate) | Instructor | # of Grads | Exclusions | #Available | Employed | School | In School & Job | UNK | # Placed | % Placed |
| 35002 | Accounting (Associate) | Len Hopkins | 12 | 0 | 12 | 1 | 2 | 8 | 1 | 11 | 92% |
| 35007 | AOT | Richard Pritchard | 4 | 0 | 4 | 3 | 1 | 0 | 0 | 4 | 100% |
| 35030 | Management | L. Hopkins | 24 | 0 | 24 | 6 | 6 | 12 | 0 | 24 | 100% |
| 35104 | Computer Technology | Richard Pritchard | 14 | 0 | 14 | 7 | 3 | 1 | 3 | 11 | 79% |
| 35208 | Nursing | Mary Jo Ardis | 83 | 0 | 83 | 28 | 0 | 55 | 0 | 83 | 100% |
| 35303 | Eng. Graphics Tech (Assoc) | David Tuders | 11 | 0 | 11 | 1 | 4 | 6 | 0 | 11 | 100% |
| 35318 | General Technology | Brent Russell | 21 | 0 | 21 | 14 | 1 | 6 | 0 | 21 | 100% |
| 35408 | Environmental Engineering | Josh Castleberry | 8 | 0 | 8 | 2 | 2 | 4 | 0 | 8 | 100% |
| 35426 | Natural Resources Mgmt. | Josh Castleberry | 5 | 0 | 5 | 0 | 1 | 4 | 0 | 5 | 100% |
| 35501 | Human Services Assoc | Lisa Nelligan | 33 | 2 | 31 | 10 | 7 | 12 | 2 | 29 | 94% |
| 35505 | CRJ | Gary Johnson | 16 | 0 | 16 | 2 | 11 | 2 | 1 | 15 | 94% |
| 35508 | ECD Assoc | Pam Dinkins | 16 | 0 | 16 | 5 | 5 | 2 | 4 | 12 | 75% |
| 35520 | Paralegal | Gary Johnson | 1 | 0 | 1 | 0 | 0 | 0 | 1 | 0 | 0% |
| 45600 | AA | T. Midgette | 57 | 0 | 57 | 1 | 41 | 3 | 12 | 45 | 79% |
| 55600 | AS | Jason Tisdell | 20 | 0 | 20 | 2 | 14 | 2 | 2 | 18 | 90% |
| | Associate Degree Totals | | 325 | 2 | 323 | 82 | 98 | 117 | 26 | 297 | 92% |
| | | | | | | | | | | | |
| | CERTIFICATES | | | | | | | | | | |
| | Internetworking | Instructor | # of Grads | Exclusions | #Available | Employed | School | In School & Job | UNK | # Placed | % Placed |
| 60649 | Internetworking | Richard Pritchard | 0 | 0 | 0 | 0 | 0 | 0 | 0 | 0 | 0% |
| 60862 | Infant & Toddler Care | Pam Dinkins | 1 | 0 | 1 | 1 | 1 | 0 | 0 | 1 | 100% |
| 60886 | College Studies | T. Midgette | 2 | 0 | 2 | 0 | 0 | 0 | 1 | 1 | 50% |
| 60944 | Water Operator | J. Castleberry | 1 | 0 | 1 | 1 | 2 | 0 | 0 | 1 | 100% |
| 60945 | Wastewater Operator | J. Castleberry | 7 | 0 | 7 | 0 | 0 | 2 | 3 | 4 | 57% |
| 61023 | Environ. Health, Safety | J. Castleberry | 5 | 0 | 5 | 3 | 2 | 0 | 2 | 3 | 60% |
| 61037 | Gerontology | Lisa Nelligan | 2 | 0 | 2 | 0 | 0 | 0 | 0 | 2 | 100% |
| 61043 | Advanced CNC Programming | L. Humphries | 4 | 0 | 4 | 3 | 0 | 1 | 0 | 4 | 100% |
| 70096 | Industrial Maintenance | | 0 | 0 | 0 | 0 | 0 | 0 | 0 | 0 | 0% |
| 70191 | ECD Certificate | Pam Dinkins | 12 | 0 | 12 | 1 | 4 | 4 | 3 | 9 | 75% |
| 70261 | Information Processing | Richard Pritchard | 3 | 0 | 3 | 2 | 0 | 1 | 0 | 3 | 100% |
| 70306 | Mechatronics Fundamentals | Bert Hancock | 1 | 0 | 1 | 0 | 1 | 0 | 0 | 1 | 100% |
| 70630 | Health Science Prep | Mary Jo Ardis | 0 | 0 | 0 | 0 | 0 | 0 | 0 | 0 | 0% |
| 70808 | BHAC | Chris Watkins | 8 | 0 | 8 | 3 | 2 | 3 | 0 | 8 | 100% |
| 70810 | Welding | Axel Reis | 17 | 0 | 17 | 4 | 4 | 9 | 0 | 17 | 100% |
| 70816 | Computer Specialist | Richard Pritchard | 15 | 1 | 14 | 2 | 5 | 5 | 2 | 12 | 86% |
| 70847 | Accounting Specialist | Len Hopkins | 9 | 0 | 9 | 0 | 9 | 0 | 0 | 9 | 100% |
| 70970 | Adv HAC | Chris Watkins | 7 | 0 | 7 | 6 | 1 | 0 | 0 | 7 | 100% |
| 71073 | Interdisciplinary Studies | | 0 | 0 | 0 | 0 | 0 | 0 | 0 | 0 | 0% |
| 71088 | Medical Record Coding | Mary Johnson | 4 | 0 | 4 | 3 | 0 | 1 | 0 | 4 | 100% |
| 71158 | Automotive Technology | David Moore | 0 | 0 | 0 | 0 | 0 | 0 | 0 | 0 | 0% |
| 71159 | Auto Diagnostic Tech | David Moore | 7 | 0 | 7 | 2 | 1 | 4 | 0 | 7 | 100% |
| 71165 | Basic Mechatronics | Bert Hancock | 34 | 0 | 34 | 2 | 7 | 25 | 0 | 34 | 100% |
| 71166 | Adv Mechatronics | Bert Hancock | 15 | 0 | 15 | 12 | 1 | 2 | 0 | 15 | 100% |
| 71168 | Adv Pipe Welding | Axel Reis | 8 | 0 | 8 | 5 | 0 | 2 | 1 | 7 | 88% |
| 71180 | Human Services Cert | Lisa Nelligan | 5 | 0 | 5 | 1 | 2 | 1 | 1 | 4 | 80% |
| 71181 | Massage Therapy | Brent Jackson | 17 | 0 | 17 | 9 | 5 | 2 | 1 | 16 | 94% |
| 71237 | Basic Machining CNC | L. Humphries | 6 | 0 | 6 | 2 | 0 | 4 | 0 | 6 | 100% |
| 71238 | Pharmacy Technician | J. Simmons | 10 | 0 | 10 | 0 | 4 | 6 | 0 | 10 | 100% |
| 71290 | Cardiac Care Tech | Lynda Marshall | 12 | 0 | 12 | 1 | 2 | 8 | 1 | 11 | 92% |
| 71291 | Certified Nursing Assistant | Lynda Marshall | 15 | 0 | 15 | 7 | 3 | 4 | 1 | 14 | 93% |
| 71292 | Phlebotomy | Lynda Marshall | 10 | 0 | 10 | 7 | 0 | 1 | 2 | 8 | 80% |
| | Certificate Degree Totals | | 237 | 1 | 236 | 77 | 56 | 85 | 18 | 218 | 92% |
| | | | | | | | | | | | |
| | GRAND TOTALS | | 610 | 4 | 606 | 185 | 161 | 210 | 50 | 556 | 92% |

File Name: Documents/ Program Evaluation2018/In House Status/xls.

Clearinghouse (Dec. 2016 Report) Information reported: July 3, 2017

Information updated 3/19/2019

South Carolina Technical College System

Enterprise Decision Support System

IPEDS Success Rate Component

Central Carolina Technical College Cohort Year: 2018 - 2021

| INITIAL COHORT | INITIAL COHORT | EXCLUSIONS | FINAL COHORT | COMPLETERS IN 150% OF NORMAL TIME | | | 150% GRADUATION RATE | TRANSFER OUT | STILL ENROLLED | SUCCESS RATE | NON-COMPL 150% NOT ENROLLED |
|-------------------|-------------------|------------|-----------------|--------------------------------------|-------|-------|----------------------------|-----------------|-------------------|-----------------|--------------------------------|
| | | | | Cert/Dipl | Assoc | Total | | | | | |
| (Full Time) | (Part Time) | | | | | | | | | | |
| 533 | 200 | 0 | 733 | 35 | 94 | 129 | 17.60% | 61 | 73 | 35.88% | 470 |

Source: EDSS-ST_IPD314 IPEDS Success Rate

South Carolina Technical College System

Enterprise Decision Support System

IPEDS Success Rate Component

Central Carolina Technical College Cohort Year: 2017 - 2020

| INITIAL COHORT | INITIAL COHORT | EXCLUSIONS | FINAL COHORT | COMPLETERS IN 150% OF NORMAL TIME | | | 150% GRADUATION RATE | TRANSFER OUT | STILL ENROLLED | SUCCESS RATE | NON-COMPL 150% NOT ENROLLED |
|-------------------|-------------------|------------|-----------------|--------------------------------------|-------|-------|----------------------------|-----------------|-------------------|-----------------|--------------------------------|
| | | | | Cert/Dipl | Assoc | Total | | | | | |
| (Full Time) | (Part Time) | | | | | | | | | | |
| 549 | 240 | 0 | 789 | 30 | 83 | 113 | 14.32% | 99 | 76 | 36.50% | 501 |

Source: EDSS-ST-IPD314 IPEDS Success Rate

IPD314

South Carolina Technical College System

Enterprise Decision Support System

IPEDS Success Rate Component

Central Carolina Technical College Cohort Year: 2016 - 2019

| INITIAL COHORT (Full Time) | INITIAL COHORT (Part Time) | EXCLUSIONS | FINAL COHORT | COMPLETERS IN 150% OF NORMAL TIME | | | 150% GRADUATION RATE | TRANSFER OUT | STILL ENROLLED | SUCCESS RATE | NON-COMPL 150% NOT ENROLLED |
|----------------------------------|----------------------------------|------------|-----------------|--------------------------------------|--------------|--------------|----------------------------|-----------------|-------------------|-----------------|--------------------------------|
| | | | | <u>Cert/Dipl</u> | <u>Assoc</u> | <u>Total</u> | | | | | |
| 483 | 230 | 0 | 713 | 16 | 67 | 83 | 11.64% | 112 | 68 | 36.89% | 450 |

South Carolina Technical College System

Enterprise Decision Support System

IPEDS Success Rate Component

Central Carolina Technical College Cohort Year: 2015 - 2018

| INITIAL COHORT (Full Time) | INITIAL COHORT (Part Time) | EXCLUSIONS | FINAL COHORT | COMPLETERS IN 150% OF NORMAL TIME | | | 150% GRADUATION RATE | TRANSFER OUT | STILL ENROLLED | SUCCESS RATE | NON-COMPL 150% NOT ENROLLED |
|--------------------------------------|--------------------------------------|------------|-----------------|--------------------------------------|-------|-------|----------------------------|-----------------|-------------------|-----------------|--------------------------------|
| | | | | Cert/Dipl | Assoc | Total | | | | | |
| 485 | 243 | 0 | 728 | 23 | 57 | 80 | 10.99% | 77 | 79 | 32.42% | 492 |

South Carolina Technical College System

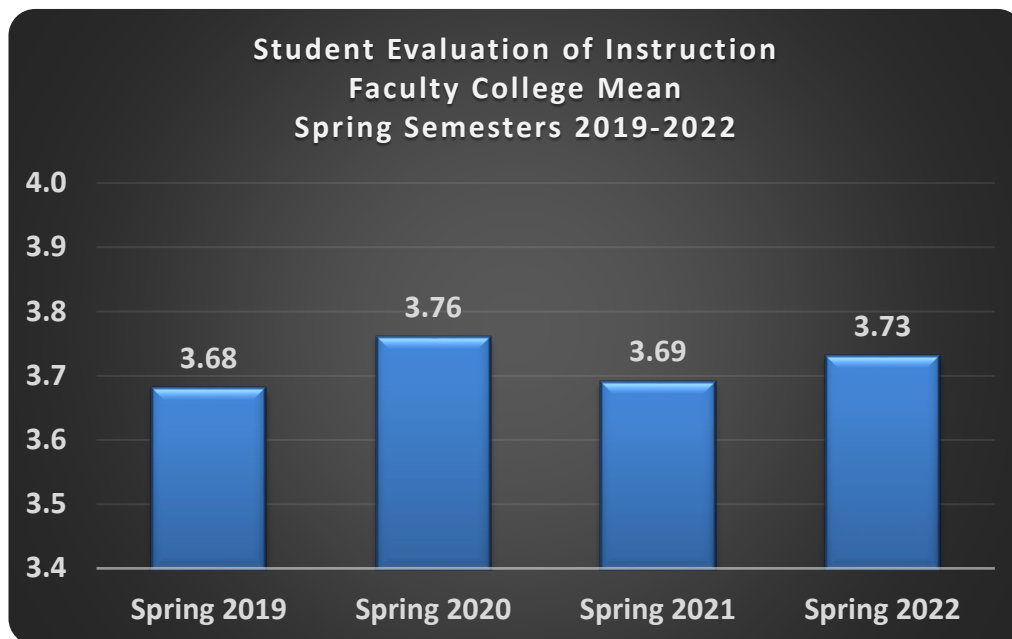
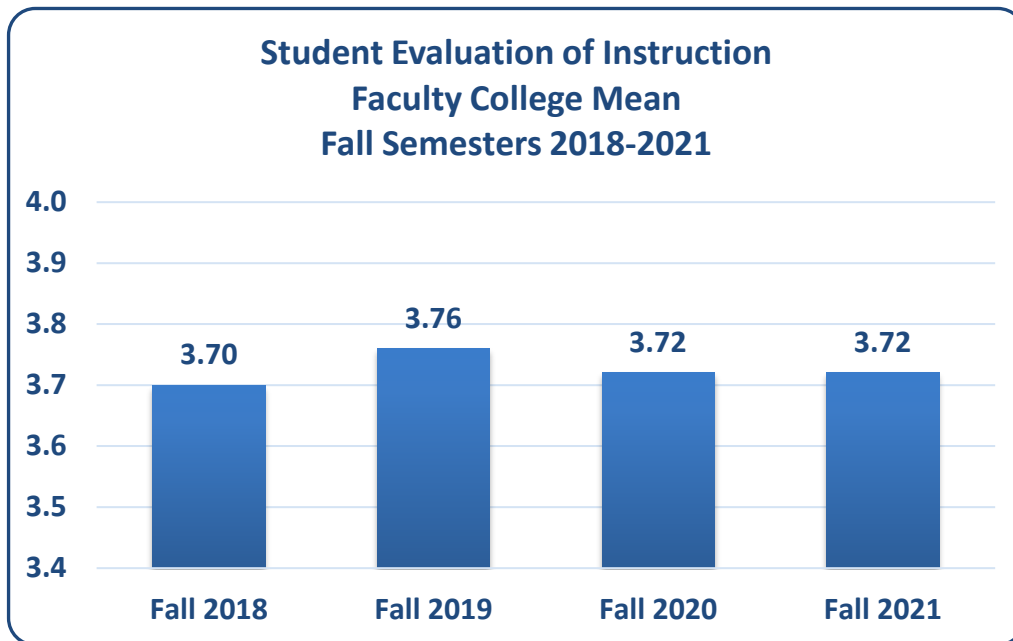
Enterprise Decision Support System

IPEDS Success Rate Component

Central Carolina Technical College Cohort Year: 2014 - 2017

| INITIAL COHORT (Full Time) | INITIAL COHORT (Part Time) | EXCLUSIONS | FINAL COHORT | COMPLETERS IN 150% OF NORMAL TIME | | | 150% GRADUATION RATE | TRANSFER OUT | STILL ENROLLED | SUCCESS RATE | NON-COMPL 150% NOT ENROLLED |
|--------------------------------------|--------------------------------------|------------|-----------------|--------------------------------------|-------|-------|----------------------------|-----------------|-------------------|-----------------|--------------------------------|
| | | | | Cert/Dipl | Assoc | Total | | | | | |
| 402 | 257 | 0 | 659 | 37 | 48 | 85 | 12.90% | 55 | 85 | 34.14% | 434 |

**Central Carolina Technical College
Student Evaluation of Instruction
Fall & Spring Faculty Means**



Source: Student Evals_ALL_Instructor Q 10 (students' overall impression of instructor)

SECTION FIVE:

FRESHMAN AND COHORT'S PROFILE

**ALL 2021 FALL FIRST-TIME FRESHMEN PROFILE
(Full & Part-Time Students)**

| GENDER | CCTC | | | |
|--------------|------------|------------|------------|---------------|
| | Full-Time | Part-Time | Total | Percent |
| Female | 150 | 91 | 241 | 54.0% |
| Male | 138 | 67 | 205 | 46.0% |
| Total | 288 | 158 | 446 | 100.0% |

| RACE | CCTC | | | |
|--------------------------------------|------------|------------|------------|---------------|
| | Male | Female | Total | Percent |
| Hispanic/Latino | 14 | 14 | 28 | 6.3% |
| American Indian/Alaskan Native | | | 0 | 0.0% |
| Asian | 1 | 4 | 5 | 1.1% |
| Black/African American | 63 | 95 | 158 | 35.4% |
| Native Hawaiian/Other Pacific Island | 6 | 5 | 11 | 2.5% |
| White | 120 | 122 | 242 | 54.3% |
| Two or More Races | 1 | 1 | 2 | 0.4% |
| Unknown | 0 | 0 | 0 | 0.0% |
| Non-Resident Alien | 0 | 0 | 0 | 0.0% |
| Total | 205 | 241 | 446 | 100.0% |

| County of Origin | Central Carolina | Percent |
|--------------------|------------------|----------------|
| Aiken | 1 | 0.2% |
| Berkeley | 1 | 0.2% |
| Clarendon | 37 | 8.3% |
| Darlington | 5 | 1.1% |
| Dorchester | 2 | 0.4% |
| Fairfield | 2 | 0.4% |
| Florence | 5 | 1.1% |
| Greenville | 0 | 0.0% |
| Horry | 1 | 0.2% |
| Kershaw | 148 | 33.2% |
| Lancaster | 1 | 0.2% |
| Lee | 19 | 4.3% |
| Lexington | 1 | 0.2% |
| Out-of-State | 3 | 0.7% |
| Orangeburg | 0 | 0.0% |
| Richland | 5 | 1.1% |
| Sumter | 214 | 48.0% |
| Unknown | 0 | 0.0% |
| Williamsburg | 1 | 0.2% |
| Grand Total | 446 | 100.00% |

| FIRST-TIME FRESHMEN AGE* | CCTC | | |
|--------------------------|------------|------------|------------|
| | Full-Time | Part-Time | Total |
| 17 & Under | 10 | 6 | 16 |
| 18-19 | 232 | 84 | 316 |
| 20-21 | 18 | 16 | 34 |
| 22-24 | 3 | 15 | 18 |
| 25-29 | 14 | 11 | 25 |
| 30-34 | 6 | 8 | 14 |
| 35-39 | 3 | 6 | 9 |
| 40-49 | 1 | 5 | 6 |
| 50-64 | 1 | 6 | 7 |
| 65 & Over | 0 | 1 | 1 |
| Total | 288 | 158 | 446 |

| | |
|--------------------|-----------|
| AVERAGE AGE | 21 |
|--------------------|-----------|

EDSS ST ENR 101Q/First Time Freshman
EDSS ST ENR 101Q/First Time Freshman

South Carolina Commission on Higher Education
Headcount Enrollment of First-time Undergraduates by High School
Technical Colleges
South Carolina Public and Independent Colleges and Universities
Fall 2021

| High School CEEB Code | High School | Central Carolina Technical College |
|--------------------------|--------------------------------|---------------------------------------|
| 410082 | Aynor High School | 1 |
| 410175 | Lee Central High School | 7 |
| 410178 | Robert E. Lee Academy | 8 |
| 410200 | Lugoff-Elgin High School | 75 |
| 410210 | Blythewood High School | 1 |
| 410211 | Westwood High School | 1 |
| 410290 | Camden High School | 38 |
| 410354 | SC Whitmore School | 3 |
| 410523 | SC Virtual Charter School | 4 |
| 410524 | SC Connections Academy | 5 |
| 410525 | Eau Claire High School | 1 |
| 410539 | Richland Northeast High School | 1 |
| 410551 | Odyssey Online | 1 |
| 410623 | Thomas Sumter Academy | 4 |
| 410755 | South Florence High School | 2 |
| 410830 | Goose Creek High School | 1 |
| 410831 | Stratford High School | 1 |
| 410942 | Cyber Academy of S.C. | 5 |
| 410995 | Hartsville Senior High School | 4 |
| 411101 | Dutch Fork High School | 1 |
| 411104 | S.C. Assoc Independent Schools | 2 |
| 411175 | Andrew Jackson High School | 3 |
| 411190 | North Central High School | 15 |
| 411225 | Lamar High School | 1 |
| 411295 | White Knoll High School | 1 |
| 411339 | Laurence Manning Academy | 12 |
| 411340 | Manning High School | 17 |
| 411432 | Parents Assoc. Christian Ed. | 1 |
| 411591 | Hannah-Pamplico High School | 1 |
| 411890 | Scotts Branch High School | 3 |
| 411891 | Clarendon Hall | 3 |
| 411900 | Summerville High School | 1 |
| 411904 | Crestwood High School | 27 |
| 411915 | Homeward Education Association | 10 |
| 411928 | Lakewood High School | 28 |
| 411930 | Mayewood High School (Closed) | 1 |
| 411931 | Sumter High School | 84 |

| | | |
|--------------------|--------------------------------|------------|
| 411934 | Wilson Hall | 2 |
| 411937 | Sumter Christian School | 2 |
| 411995 | East Clarendon High School | 9 |
| 412077 | Airport High School | 1 |
| 555555 | South Carolina GED | 16 |
| 666666 | Out-of-State High School / GED | 36 |
| 777777 | Foreign High School / GED | 6 |
| Grand Total | | 446 |

Source: CHE; Data Request; Headcount Enrollment of First-Time Students by High School

**ALL 2020 FALL FIRST-TIME FRESHMEN PROFILE
(Full & Part-Time Students)**

| GENDER | CCTC | | | |
|--------------------------------------|------------|------------|------------|---------------|
| | Full-Time | Part-Time | Total | Percent |
| Female | 185 | 104 | 289 | 57.2% |
| Male | 173 | 43 | 216 | 42.8% |
| Total | 358 | 147 | 505 | 100.0% |
| RACE | CCTC | | | |
| | Male | Female | Total | Percent |
| Hispanic/Latino | 8 | 18 | 26 | 5.1% |
| American Indian/Alaskan Native | 0 | 0 | 0 | 0.0% |
| Asian | 4 | 2 | 6 | 1.2% |
| Black/African American | 54 | 121 | 175 | 34.7% |
| Native Hawaiian/Other Pacific Island | 2 | 1 | 3 | 0.6% |
| White | 141 | 143 | 284 | 56.2% |
| Two or More Races | 2 | 3 | 5 | 1.0% |
| Unknown | 5 | 1 | 6 | 1.2% |
| Non-Resident Alien | 0 | 0 | 0 | 0.0% |
| Total | 216 | 289 | 505 | 100.0% |

| County of Origin | Central Carolina | Percent |
|--------------------|------------------|----------------|
| Aiken | 0 | 0.0% |
| Berkeley | 0 | 0.0% |
| Charleston | 1 | 0.2% |
| Chester | 1 | 0.2% |
| Chesterfield | 1 | 0.2% |
| Clarendon | 41 | 8.1% |
| Darlington | 2 | 0.4% |
| Dillon | 1 | 0.2% |
| Dorchester | 0 | 0.0% |
| Fairfield | 2 | 0.4% |
| Florence | 9 | 1.8% |
| Greenville | 0 | 0.0% |
| Horry | 0 | 0.0% |
| Kershaw | 165 | 32.7% |
| Lancaster | 4 | 0.8% |
| Lee | 35 | 6.9% |
| Lexington | 0 | 0.0% |
| Out-of-State | 1 | 0.2% |
| Orangeburg | 0 | 0.0% |
| Richland | 7 | 1.4% |
| Sumter | 198 | 39.2% |
| Unknown | 33 | 6.5% |
| Williamsburg | 4 | 0.8% |
| Grand Total | 505 | 100.00% |

| FIRST-TIME FRESHMEN AGE* | CCTC | | |
|--------------------------|------------|------------|------------|
| | Full-Time | Part-Time | Total |
| 17 & Under | 8 | 2 | 10 |
| 18-19 | 301 | 95 | 396 |
| 20-21 | 18 | 16 | 34 |
| 22-24 | 14 | 9 | 23 |
| 25-29 | 6 | 13 | 19 |
| 30-34 | 6 | 6 | 12 |
| 35-39 | 0 | 3 | 3 |
| 40-49 | 3 | 3 | 6 |
| 50-64 | 2 | 0 | 2 |
| 65 & Over | 0 | 0 | 0 |
| Total | 358 | 147 | 505 |
| AVERAGE AGE | 20 | | |

EDSS ST ENR 101Q/First Time Freshman
EDSS_ST_ENR130 FTF by County

South Carolina Commission on Higher Education
Headcount Enrollment of First-time Undergraduates by High School
Technical Colleges
South Carolina Public and Independent Colleges and Universities
Fall 2020

| High School CEEB Code | High School | Central Carolina Technical College |
|----------------------------------|--------------------------------|---|
| 410029 | Phoenix Center | 1 |
| 410055 | Westside Senior High School | 1 |
| 410175 | Lee Central High School | 18 |
| 410178 | Robert E. Lee Academy | 15 |
| 410200 | Lugoff-Elgin High School | 81 |
| 410290 | Camden High School | 43 |
| 410305 | Camden Christian School | 1 |
| 410354 | SC Whitmore School | 1 |
| 410494 | A.C. Flora High School | 1 |
| 410518 | Spring Valley High School | 2 |
| 410523 | SC Virtual Charter School | 2 |
| 410524 | SC Connections Academy | 8 |
| 410539 | Richland Northeast High School | 1 |
| 410541 | Richland One Middle College | 1 |
| 410551 | Odyssey Online | 1 |
| 410623 | Thomas Sumter Academy | 8 |
| 410755 | South Florence High School | 2 |
| 410758 | West Florence High School | 1 |
| 410942 | Cyber Academy of S.C. | 2 |
| 410951 | Riverside High School | 1 |
| 410995 | Hartsville Senior High School | 2 |
| 411011 | Carvers Bay High School | 1 |
| 411070 | Lower Richland High School | 1 |
| 411104 | S.C. Assoc Independent Schools | 2 |
| 411175 | Andrew Jackson High School | 1 |
| 411190 | North Central High School | 25 |
| 411195 | Kingstree Senior High School | 1 |
| 411210 | Lake City High School | 2 |
| 411232 | Carolina Christian Academy | 1 |
| 411245 | Lancaster High School | 1 |
| 411260 | Latta High School | 1 |
| 411292 | River Bluff High School | 1 |
| 411339 | Laurence Manning Academy | 16 |
| 411340 | Manning High School | 14 |
| 411360 | Marion High School | 1 |
| 411370 | McBee High School | 1 |
| 411432 | Parents Assoc. Christian Ed. | 1 |
| 411890 | Scotts Branch High School | 2 |

| | | |
|--------------------|--------------------------------|------------|
| 411891 | Clarendon Hall | 3 |
| 411904 | Crestwood High School | 39 |
| 411915 | Homeward Education Association | 17 |
| 411928 | Lakewood High School | 31 |
| 411931 | Sumter High School | 79 |
| 411934 | Wilson Hall | 1 |
| 411937 | Sumter Christian School | 1 |
| 411975 | Timmonsville High School | 1 |
| 411995 | East Clarendon High School | 21 |
| 412089 | Gray Collegiate Academy | 1 |
| 412153 | Richard Winn Academy | 1 |
| 412190 | York Comprehensive High School | 1 |
| 555555 | South Carolina GED | 17 |
| 666666 | Out-of-State High School / GED | 21 |
| 777777 | Foreign High School / GED | 2 |
| 888888 | Unknown High School | 4 |
| Grand Total | | 505 |

Source: CHE; Data Request; Headcount Enrollment of First-time Students by High School

**ALL 2019 FALL FIRST-TIME FRESHMEN PROFILE
(Full & Part-Time Students)**

| GENDER | CCTC | | | |
|--------------------------------------|------------|------------|------------|---------------|
| | Full-Time | Part-Time | Total | Percent |
| Female | 291 | 88 | 379 | 58.0% |
| Male | 194 | 80 | 274 | 42.0% |
| Total | 485 | 168 | 653 | 100.0% |
| | | | | |
| RACE | CCTC | | | |
| | Male | Female | Total | Percent |
| Hispanic/Latino | 13 | 17 | 30 | 4.6% |
| American Indian/Alaskan Native | 0 | 0 | 0 | 0.0% |
| Asian | 0 | 4 | 4 | 0.6% |
| Black/African American | 102 | 166 | 268 | 41.0% |
| Native Hawaiian/Other Pacific Island | 0 | 1 | 1 | 0.2% |
| White | 144 | 180 | 324 | 49.6% |
| Two or More Races | 6 | 9 | 15 | 2.3% |
| Unknown | 9 | 2 | 11 | 1.7% |
| Non-Resident Alien | 0 | 0 | 0 | 0.0% |
| Total | 274 | 379 | 653 | 100.0% |

| County of Origin | Central Carolina | Percent |
|--------------------|------------------|---------------|
| Beaufort | 1 | 0.2% |
| Berkeley | 1 | 0.2% |
| Chester | 1 | 0.2% |
| Chesterfield | 1 | 0.2% |
| Clarendon | 77 | 11.8% |
| Darlington | 5 | 0.8% |
| Fairfield | 3 | 0.5% |
| Florence | 12 | 1.8% |
| Kershaw | 177 | 27.1% |
| Lancaster | 2 | 0.3% |
| Lee | 46 | 7.0% |
| Lexington | 2 | 0.3% |
| Oconee | 1 | 0.2% |
| Out-of-State | 1 | 0.2% |
| Richland | 3 | 0.5% |
| Sumter | 309 | 47.3% |
| Unknown | 11 | 1.7% |
| Grand Total | 653 | 100.0% |

| FIRST-TIME FRESHMEN AGE* | CCTC | | |
|--------------------------|------------|------------|------------|
| | Full-Time | Part-Time | Total |
| 17 & Under | 18 | 4 | 22 |
| 18-19 | 371 | 75 | 446 |
| 20-21 | 38 | 19 | 57 |
| 22-24 | 23 | 21 | 44 |
| 25-29 | 14 | 20 | 34 |
| 30-34 | 12 | 13 | 25 |
| 35-39 | 5 | 8 | 13 |
| 40-49 | 2 | 6 | 8 |
| 50-64 | 2 | 2 | 4 |
| 65 & Over | 0 | 0 | 0 |
| Total | 485 | 168 | 653 |
| AVERAGE AGE | 21 | | |

EDSS ST ENR 101Q/First Time Freshman

CHE ENR0030-Headcount-enrollment of First Time Freshman by County of Origin 2019 Fall

Headcount Enrollment of First-Time Freshmen by High School
 SC Public & Independent Colleges & Universities
 Reporting Year - 2019
 Institution Type - Public
 Semester - Fall
 Institution Category - Technical Colleges

| High School CCEB & Description | Central Carolina Technical College |
|---------------------------------------|------------------------------------|
| 410029 Phoenix Center | 4 |
| 410140 Marlboro County High School | 1 |
| 410175 Lee Central High School | 33 |
| 410178 Robert E. Lee Academy | 15 |
| 410200 Lugoff-Elgin High School | 95 |
| 410260 Battery Creek High School | 1 |
| 410290 Camden High School | 41 |
| 410353 Spring Hill High School | 1 |
| 410361 New Song Christian School | 1 |
| 410426 Northside Christian School | 1 |
| 411433 Timberland High School | 1 |
| 410515 Cardinal Newman High School | 1 |
| 410520 Dreher High School | 1 |
| 410523 SC Virtual Charter School | 6 |
| 410524 SC Connections Academy | 5 |
| 410623 Thomas Sumter Academy | 2 |
| 410630 Darlington High School | 2 |
| 410712 Mount Pleasant High School | 1 |
| 410715 Elloree High School | 1 |
| 410754 Marantha Christian School | 1 |
| 410755 South Florence High School | 1 |
| 410758 West Florence High School | 2 |
| 410760 Wilson Senior High School | 1 |
| 410765 Fort Mill High School | 1 |
| 410830 Goose Creek High School | 1 |
| 410899 James L. Mann High School | 1 |
| 410935 Greenwood High School | 2 |
| 410942 Cyber Academy of S.C. | 1 |
| 410995 Hartsville Senior High School | 2 |
| 411104 S.C. Assoc Independent Schools | 1 |
| 411155 Johnsonville High School | 1 |
| 411175 Andrew Jackson High School | 2 |
| 411190 North Central High School | 14 |
| 411210 Lake City High School | 1 |
| 411310 Lockhart High School | 1 |
| 411315 Loris High School | 1 |
| 411339 Laurence Manning Academy | 15 |
| 411340 Manning High School | 29 |
| 411343 Stokes Christian Academy | 1 |
| 411361 Grace Home School Association | 4 |
| 411455 Mullins High School | 1 |
| 411532 North Myrtle Beach High School | 1 |
| 411591 Hannah-Pamplico High School | 1 |
| 411600 Cross High School | 1 |
| 411698 Northwestern High School | 1 |
| 411890 Scotts Branch High School | 5 |
| 411891 Clarendon Hall | 3 |
| 411894 Ashley Ridge High School | 1 |
| 411904 Crestwood High School | 49 |
| 411915 Homeward Education Association | 12 |
| 411928 Lakewood High School | 51 |
| 411931 Sumter High School | 116 |
| 411933 Sumter Area Tec Ed Center | 1 |
| 411934 Wilson Hall | 4 |
| 411935 St. Francis Xavier High School | 3 |
| 411937 Sumter Christian School | 2 |
| 411995 East Clarendon High School | 22 |
| 412089 Gray Collegiate Academy | 1 |
| 412155 Fairfield Central High School | 1 |
| 555555 South Carolina GED | 36 |
| 666666 Out-of-State High School / GED | 36 |
| 777777 Foreign High School / GED | 1 |
| 888888 Unknown High School | 8 |
| Grand Total | 653 |

Apr 20, 2021

**ALL 2018 FALL FIRST-TIME FRESHMEN PROFILE
(Full & Part-Time Students)**

| GENDER | CCTC | | | |
|--------------|------------|------------|------------|---------------|
| | Full-Time | Part-Time | Total | Percent |
| Female | 299 | 126 | 425 | 57.9% |
| Male | 234 | 75 | 309 | 42.1% |
| Total | 533 | 201 | 734 | 100.0% |

| RACE | CCTC | | | |
|--------------------------------------|------------|------------|------------|---------------|
| | Male | Female | Total | Percent |
| Hispanic/Latino | 11 | 16 | 27 | 3.7% |
| American Indian/Alaskan Native | 0 | 1 | 1 | 0.1% |
| Asian | 2 | 3 | 5 | 0.7% |
| Black/African American | 111 | 206 | 317 | 43.2% |
| Native Hawaiian/Other Pacific Island | | 2 | 2 | 0.3% |
| White | 175 | 181 | 356 | 48.5% |
| Two or More Races | 8 | 9 | 17 | 2.3% |
| Unknown | 2 | 7 | 9 | 1.2% |
| Non-Resident Alien | 0 | 0 | 0 | 0.0% |
| Total | 309 | 425 | 734 | 100.0% |

| County of Origin | Central Carolina | Percent |
|--------------------|------------------|---------------|
| Aiken | 1 | 0.1% |
| Clarendon | 84 | 11.4% |
| Darlington | 4 | 0.5% |
| Dorchester | 1 | 0.1% |
| Fairfield | 3 | 0.4% |
| Florence | 8 | 1.1% |
| Greenville | 1 | 0.1% |
| Kershaw | 182 | 24.8% |
| Lancaster | 3 | 0.4% |
| Lee | 44 | 6.0% |
| Lexington | 1 | 0.1% |
| Out-of-State | 1 | 0.1% |
| Orangeburg | 2 | 0.3% |
| Richland | 13 | 1.8% |
| Sumter | 368 | 50.1% |
| Unknown | 17 | 2.3% |
| Williamsburg | 1 | 0.1% |
| Grand Total | 734 | 99.86% |

| FIRST-TIME FRESHMEN AGE* | CCTC | | |
|--------------------------|------------|------------|------------|
| | Full-Time | Part-Time | Total |
| 17 & Under | 18 | 4 | 22 |
| 18-19 | 409 | 111 | 520 |
| 20-21 | 33 | 21 | 54 |
| 22-24 | 20 | 18 | 38 |
| 25-29 | 19 | 17 | 36 |
| 30-34 | 10 | 8 | 18 |
| 35-39 | 14 | 9 | 23 |
| 40-49 | 5 | 9 | 14 |
| 50-64 | 5 | 2 | 7 |
| 65 & Over | 0 | 2 | 2 |
| Total | 533 | 201 | 734 |
| AVERAGE AGE | 21 | | |

EDSS ST ENR 101Q/First Time Freshman
CHE ENR0030-Headcount-enrollment of First Time Freshman by County of Origin 2018 Fall

Headcount Enrollment of First-Time Freshmen by High School
SC Public & Independent Colleges & Universities
Reporting Year - 2018
Institution Type - Public
Semester - Fall
Institution Category - Technical Colleges

| High School CCEB & Description | Central Carolina Technical College | |
|--------------------------------|------------------------------------|------------|
| 410025 | Aiken High School | 1 |
| 410175 | Lee Central High School | 27 |
| 410178 | Robert E. Lee Academy | 11 |
| 410200 | Lugoff-Elgin High School | 92 |
| 410210 | Blythewood High School | 4 |
| 410211 | Westwood High School | 2 |
| 410290 | Camden High School | 37 |
| 410345 | D.W. Daniel High School | 1 |
| 410494 | A.C. Flora High School | 1 |
| 410518 | Spring Valley High School | 3 |
| 410520 | Dreher High School | 1 |
| 410523 | SC Virtual Charter School | 4 |
| 410524 | SC Connections Academy | 5 |
| 410543 | Ridge View High School | 1 |
| 410551 | Odyssey Online | 2 |
| 410620 | Hillcrest High School-Dalzell | 1 |
| 410623 | Thomas Sumter Academy | 4 |
| 410630 | Darlington High School | 1 |
| 410758 | West Florence High School | 2 |
| 410760 | Wilson Senior High School | 1 |
| 410832 | At Home in the Lowcountry HAS | 1 |
| 410875 | C.E. Murrary High School | 1 |
| 410942 | Cyber Academy of S.C. | 1 |
| 410995 | Hartsville Senior High School | 1 |
| 411175 | Andrew Jackson High School | 3 |
| 411190 | North Central High School | 22 |
| 411195 | Kingstree Senior High School | 1 |
| 411202 | Williamsburg Academy | 2 |
| 411210 | Lake City High School | 1 |
| 411225 | Lamar High School | 2 |
| 411292 | River Bluff High School | 1 |
| 411339 | Laurence Manning Academy | 18 |
| 411340 | Manning High School | 38 |
| 411890 | Scotts Branch High School | 8 |
| 411891 | Clarendon Hall | 4 |
| 411904 | Crestwood High School | 59 |
| 411915 | Homeward Education Association | 13 |
| 411928 | Lakewood High School | 69 |
| 411931 | Sumter High School | 141 |
| 411935 | St. Francis Xavier High School | 1 |
| 411936 | Sumter County Career Center | 1 |
| 411937 | Sumter Christian School | 5 |
| 411995 | East Clarendon High School | 17 |
| 412089 | Gray Collegiate Academy | 1 |
| 555555 | South Carolina GED | 52 |
| 666666 | Out-of-State High School / GED | 55 |
| 777777 | Foreign High School / GED | 11 |
| 888888 | Unknown High School | 4 |
| Grand Total | | 734 |

Apr 25, 2019

**ALL 2017 FALL FIRST-TIME FRESHMEN PROFILE
(Full & Part-Time Students)**

| GENDER | CCTC | | | |
|--------------------------------------|------------|------------|------------|---------------|
| | Full-Time | Part-Time | Total | Percent |
| Female | 310 | 136 | 446 | 56.5% |
| Male | 239 | 105 | 344 | 43.5% |
| Total | 549 | 241 | 790 | 100.0% |
| RACE | CCTC | | | |
| | Male | Female | Total | Percent |
| Hispanic/Latino | 14 | 9 | 23 | 2.9% |
| American Indian/Alaskan Native | 3 | 0 | 3 | 0.4% |
| Asian | 1 | 2 | 3 | 0.4% |
| Black/African American | 141 | 229 | 370 | 46.8% |
| Native Hawaiian/Other Pacific Island | 1 | 0 | 1 | 0.1% |
| White | 170 | 188 | 358 | 45.3% |
| Two or More Races | 8 | 6 | 14 | 1.8% |
| Unknown | 6 | 12 | 18 | 2.3% |
| Non-Resident Alien | 0 | 0 | 0 | 0.0% |
| Total | 344 | 446 | 790 | 100.0% |

| County of Origin | Central Carolina | Percent |
|--------------------|------------------|---------------|
| Berkeley | 1 | 0.1% |
| Clarendon | 92 | 11.6% |
| Darlington | 2 | 0.3% |
| Dillon | 1 | 0.1% |
| Fairfield | 2 | 0.3% |
| Florence | 10 | 1.3% |
| Greenville | 1 | 0.1% |
| Kershaw | 174 | 22.0% |
| Lancaster | 1 | 0.1% |
| Lee | 35 | 4.4% |
| Lexington | 2 | 0.3% |
| Out-of-State | 1 | 0.1% |
| Orangeburg | 1 | 0.1% |
| Pickens | 2 | 0.3% |
| Richland | 8 | 1.0% |
| Sumter | 446 | 56.5% |
| Unknown | 8 | 1.0% |
| Williamsburg | 3 | 0.4% |
| Grand Total | 790 | 99.87% |

| FIRST-TIME FRESHMEN AGE* | CCTC | | |
|--------------------------|------------|------------|------------|
| | Full-Time | Part-Time | Total |
| 17 & Under | 20 | 6 | 26 |
| 18-19 | 400 | 122 | 522 |
| 20-21 | 44 | 25 | 69 |
| 22-24 | 21 | 26 | 47 |
| 25-29 | 16 | 20 | 36 |
| 30-34 | 14 | 7 | 21 |
| 35-39 | 15 | 6 | 21 |
| 40-49 | 12 | 16 | 28 |
| 50-64 | 6 | 11 | 17 |
| 65 & Over | 1 | 2 | 3 |
| Total | 549 | 241 | 790 |
| AVERAGE AGE | 22 | | |

EDSS ST ENR 101Q/First Time Freshman

CHE ENR0030-Headcount-enrollment of First Time Freshman by County of Origin 2017 Fall

Headcount Enrollment of First-Time Freshmen by High School
SC Public & Independent Colleges & Universities
Reporting Year - 2017
Institution Type - Public
Semester - Fall
Institution Category - Technical Colleges

| High School CCEB & Description | Central Carolina Technical College |
|---|------------------------------------|
| 410700 Strom Thurman High School | 1 |
| 666666 Out-of-State High School / GED | 60 |
| 777777 Foreign High School / GED | 10 |
| 410029 Phoenix Center | 2 |
| 410175 Lee Central High School | 19 |
| 410178 Robert E. Lee Academy | 8 |
| 410200 Lugoff-Elgin High School | 73 |
| 410290 Camden High School | 48 |
| 410335 Brookland-Cayce High School | 1 |
| 410415 St. Andrews Parish High School | 1 |
| 410518 Spring Valley High School | 1 |
| 410523 SC Virtual Charter School | 6 |
| 410524 SC Connections Academy | 1 |
| 410539 Richland Northeast High School | 1 |
| 410620 Hillcrest High School-Dalzell | 2 |
| 410623 Thomas Sumter Academy | 8 |
| 410630 Darlington High School | 1 |
| 410685 Easley High School | 1 |
| 410758 West Florence High School | 3 |
| 410760 Wilson Senior High School | 1 |
| 410885 Berea High School | 1 |
| 410950 Greer High School | 1 |
| 410994 Emmanuel Baptist School | 1 |
| 410996 John Wesley Academy | 1 |
| 411104 S.C. Assoc Independent Schools | 1 |
| 411105 Irmo High School | 1 |
| 411175 Andrew Jackson High School | 2 |
| 411190 North Central High School | 27 |
| 411210 Lake City High School | 3 |
| 411245 Lancaster High School | 1 |
| 411260 Latta High School | 1 |
| 411315 Loris High School | 1 |
| 411339 Laurence Manning Academy | 11 |
| 411340 Manning High School | 41 |
| 411432 Parents Assoc. Christian Ed | 1 |
| 411433 Timberland High School | 1 |
| 411455 Mullins High School | 1 |
| 411600 Cross High School | 1 |
| 411890 Scotts Branch High School | 9 |
| 411891 Clarendon Hall | 2 |
| 411900 Summerville High School | 1 |
| 411904 Crestwood High School | 88 |
| 411912 Furman High School | 2 |
| 411915 Homeward Education Association | 19 |
| 411928 Lakewood High School | 79 |
| 411931 Sumter High School | 155 |
| 411934 Wilson Hall | 2 |
| 411937 Sumter Christian School | 6 |
| 411995 East Clarendon High School | 27 |
| 412077 Airport High School | 1 |
| 555555 South Carolina GED | 51 |
| 888888 Unknown High School | 3 |
| Grand Total | 790 |

Mar 17, 2019

COHORTS

Cohort – A specific group of students established for tracking purposes. CCTC tracks first-time, full-time, degree seeking students in cohorts. A first time student is “a student attending any institution for the first time at the level enrolled.” By this we mean that this is a student’s first time in postsecondary education (or the student is not known to have attended another postsecondary institution). There are two exceptions: (1) students who attended any institution the summer prior to entering your institution in the fall term are to be counted as “first-time,” as are (2) students who entered with advanced standing (college credits earned before graduation from high school). **YOUR COHORT NEVER CHANGES.**

**CENTRAL CAROLINA 5-YEAR COHORT PROFILE
FALL 2017-2021**

| FALL SEMESTER | | FALL 2017 | | FALL 2018 | | FALL 2019 | | FALL 2020 | | FALL 2021 | | 2020 - 2021% DIFF | 5-YR % DIFF |
|--|--|-----------|-------|-----------|-------|-----------|-------|-----------|-------|-----------|-------|-----------------------|----------------|
| First-Time, Full-Time, Degree-Seeking Freshmen | | 549 | | 533 | | 485 | | 358 | | 288 | | -19.6% | -47.5% |
| Average Age | | 21 | | 21 | | 21 | | 19 | | 20 | | | |
| STUDENT PROFILE | | FALL 2017 | | FALL 2018 | | FALL 2019 | | FALL 2020 | | FALL 2021 | | 2020 - 2021 % DIFF | 5-YR % DIFF |
| | | # | % | # | % | # | % | # | % | # | % | | |
| GENDER | | | | | | | | | | | | | |
| Female | | 281 | 51.2% | 299 | 56.1% | 291 | 60.0% | 185 | 51.7% | 150 | 52.1% | -18.9% | -46.6% |
| Male | | 202 | 36.8% | 234 | 43.9% | 194 | 40.0% | 173 | 48.3% | 138 | 47.9% | -20.2% | -31.7% |
| RACE | | | | | | | | | | | | | |
| Black | | 208 | 37.9% | 203 | 38.1% | 175 | 36.1% | 103 | 28.8% | 79 | 27.4% | -23% | -62.0% |
| White | | 232 | 42.3% | 287 | 53.8% | 264 | 54.4% | 218 | 60.9% | 175 | 60.8% | -19.7% | -24.6% |
| American Indian/Alaskan Native | | 0 | 0.0% | 3 | 0.6% | 0 | 0.0% | 0 | 0.0% | 0 | 0.0% | | |
| Asian | | 1 | 0.2% | 1 | 0.2% | 3 | 0.6% | 5 | 1.4% | 4 | 1.4% | -20.0% | 300.0% |
| Hispanic | | 20 | 3.6% | 22 | 4.1% | 23 | 4.7% | 19 | 5.3% | 21 | 7.3% | 10.5% | 5.0% |
| Non-Resdient Alien | | 0 | 0.0% | 0 | 0.0% | 0 | 0.0% | 0 | 0.0% | 0 | 0.0% | | |
| Unknown | | 11 | 2.0% | 2 | 0.4% | 6 | 1.2% | 6 | 1.7% | 0 | 0.0% | -100.0% | -100.0% |
| 2 or More Races | | 11 | 2.0% | 14 | 2.6% | 13 | 2.7% | 4 | 1.1% | 2 | 0.7% | -50.0% | -81.8% |
| Native Hawaiian or other Pacific Islander | | 0 | 0.0% | 1 | 0.2% | 1 | 0.2% | 3 | 0.8% | 7 | 2.4% | 133.3% | |
| COUNTY | | | | | | | | | | | | | |
| Clarendon | | 45 | 8.2% | 53 | 9.9% | 55 | 11.3% | 32 | 8.9% | 22 | 7.6% | -31.3% | -51.1% |
| Kershaw | | 147 | 26.8% | 146 | 27.4% | 138 | 28.5% | 115 | 32.1% | 114 | 39.6% | -0.9% | -22.4% |
| Lee | | 31 | 5.6% | 33 | 6.2% | 36 | 7.4% | 30 | 8.4% | 9 | 3.1% | -70.0% | -71.0% |
| Sumter | | 244 | 44.4% | 245 | 46.0% | 231 | 47.6% | 138 | 38.5% | 125 | 43.4% | -9.4% | -48.8% |
| Other | | 16 | 2.9% | 56 | 10.5% | 25 | 5.2% | 43 | 12.1% | 18 | 6.3% | -58.1% | 12.5% |
| AGE CATEGORY | | | | | | | | | | | | | |
| 17 & Under | | 16 | 2.9% | 18 | 3.4% | 18 | 3.7% | 8 | 2.2% | 10 | 3.5% | 25.0% | -37.5% |
| 18-19 | | 377 | 68.7% | 409 | 76.7% | 371 | 76.5% | 301 | 84.1% | 232 | 80.6% | -22.9% | -38.5% |
| 20-21 | | 35 | 6.4% | 33 | 6.2% | 38 | 7.8% | 18 | 5.0% | 18 | 6.3% | 0.0% | -48.6% |
| 22-24 | | 12 | 2.2% | 20 | 3.8% | 23 | 4.7% | 14 | 3.9% | 3 | 1.0% | -78.6% | -75.0% |
| 25-29 | | 14 | 2.6% | 19 | 3.6% | 14 | 2.9% | 6 | 1.7% | 14 | 4.9% | 133.3% | 0.0% |
| 30-34 | | 8 | 1.5% | 10 | 1.9% | 12 | 2.5% | 6 | 1.7% | 6 | 2.1% | 0.0% | -25.0% |
| 35-39 | | 10 | 1.8% | 14 | 2.6% | 5 | 1.0% | 0 | 0.0% | 3 | 1.0% | | -70.0% |
| 40-49 | | 7 | 1.3% | 5 | 0.9% | 2 | 0.4% | 3 | 0.8% | 1 | 0.3% | -66.7% | -85.7% |
| 50-64 | | 3 | 0.5% | 5 | 0.9% | 2 | 0.4% | 2 | 0.6% | 1 | 0.3% | -50.0% | -66.7% |
| 65 & Over | | 1 | 0.2% | 0 | 0.0% | 0 | 0.0% | 0 | 0.0% | 0 | 0.0% | | -100.0% |

Central Carolina Technical College
2021 FALL FRESHMEN COHORT PROFILE
(First-Time, Full-Time, Degree-Seeking Freshmen)

| GENDER | CCTC | |
|--------------|------------|---------------|
| | Total | Percent |
| Male | 138 | 47.9% |
| Female | 150 | 52.1% |
| Total | 288 | 100.0% |

| COUNTY OF RESIDENCE | CCTC | |
|---------------------|------------|---------------|
| | # | Percent |
| Berkeley | 1 | 0.3% |
| Clarendon | 22 | 7.6% |
| Darlington | 2 | 0.7% |
| Dorchester | 0 | 0.0% |
| Fairfield | 1 | 0.3% |
| Florence | 5 | 1.7% |
| Greenville | 0 | 0.0% |
| Horry | 1 | 0.3% |
| Kershaw | 114 | 39.6% |
| Lancaster | 0 | 0.0% |
| Lee | 9 | 3.1% |
| Lexington | 1 | 0.3% |
| Orangeburg | 0 | 0.0% |
| Out-of-State | 2 | 0.7% |
| Richland | 4 | 1.4% |
| Sumter | 125 | 43.4% |
| Williamsburg | 1 | 0.3% |
| Unknown | 0 | 0.0% |
| Total | 288 | 100.0% |

| FIRST-TIME, FULL-TIME FRESHMEN AGE* | CCTC | |
|--|------------|---------------|
| | Total | Percent |
| 17 & Under | 10 | 3.5% |
| 18-19 | 232 | 80.6% |
| 20-21 | 18 | 6.3% |
| 22-24 | 3 | 1.0% |
| 25-29 | 14 | 4.9% |
| 30-34 | 6 | 2.1% |
| 35-39 | 3 | 1.0% |
| 40-49 | 1 | 0.3% |
| 50-64 | 1 | 0.3% |
| 65 & Over | 0 | 0.0% |
| Total | 288 | 100.0% |

| | |
|---------------------|-----------|
| Average Age: | 20 |
|---------------------|-----------|

| RACE | CCTC | | | |
|---|------------|------------|------------|---------------|
| | Male | Female | Total | Percent |
| International | 0 | 0 | 0 | 0.0% |
| Black or African American | 33 | 46 | 79 | 27.4% |
| American Indian/Alaska Native | 0 | 0 | 0 | 0.0% |
| Asian | 0 | 4 | 4 | 1.4% |
| Hispanic | 9 | 12 | 21 | 7.3% |
| Native Hawaiian or Other Pacific Islander | 4 | 3 | 7 | 2.4% |
| White | 91 | 84 | 175 | 60.8% |
| Unknown | 0 | 0 | 0 | 0.0% |
| 2 or more races | 1 | 1 | 2 | 0.7% |
| Total | 138 | 150 | 288 | 100.0% |

**2021 Fall Cohort
First-Time/Full-Time**

Program by Age

| Program by Age | 17 and Under | 18-19 | 20-21 | 22-24 | 25-29 | 30-34 | 35-39 | 40-49 | 50-64 | Totals |
|---|---------------------|--------------|--------------|--------------|--------------|--------------|--------------|--------------|--------------|---------------|
| Accounting | 1 | 5 | | 1 | 1 | | | | 1 | 9 |
| Advanced Pipe Welding | | 1 | | | | | | | | 1 |
| Associate In Arts | 3 | 53 | 2 | | 3 | | | | | 61 |
| Associate In Science | | 22 | 2 | | 1 | | | | | 25 |
| Automotive Diagnostic Technology | | 1 | | | | | | | | 1 |
| Automotive Technology | | 4 | 2 | 1 | | | | 1 | | 8 |
| Basic Air Conditioning And Heating | | 4 | | 1 | | 1 | 1 | | | 7 |
| Basic Machining and CNC Fundamentals | | 3 | | | 1 | | | | | 4 |
| Basic Mechatronics | 1 | 11 | 2 | | 1 | | | | | 15 |
| Computer Technology | 1 | 12 | | | | 1 | 1 | | | 15 |
| Criminal Justice Technology | | 5 | | | | | | | | 5 |
| Cybersecurity | | 1 | | | 1 | | | | | 2 |
| Early Care And Education | | 8 | 1 | | 1 | | | | | 10 |
| Engineering Design Technology | | 8 | | | | | | | | 8 |
| Entrepreneurship/Small Business Mgt | | 3 | | | | | | | | 3 |
| Environmental Engineering Technology | | 1 | | | | | | | | 1 |
| General Technology | | 4 | | | | | | | | 4 |
| Human Services (Assoc.) | 2 | 3 | | | 1 | 1 | | | | 7 |
| Human Services (Cert.) | | 1 | | | | | | | | 1 |
| Information Processing | | | | | 1 | | | | | 1 |
| Management | | 15 | | | 1 | 1 | | | | 17 |
| Marketing and Sales for Small Business | | 1 | | | | | | | | 1 |
| Medical Office Administrative Assistant | | 3 | | | | | | | | 3 |
| Medical Record Coding Certificate | | | | | | | 1 | | | 1 |
| Natural Resources Management | | 6 | 1 | | | | | | | 7 |
| Paralegal | | 1 | | | | | | | | 1 |
| Pharmacy Technician | | 1 | | | | | | | | 1 |
| Pre-Nursing Preparatory | 1 | 41 | 5 | | 1 | | | | | 48 |
| Welding | 1 | 14 | 3 | | 1 | 2 | | | | 21 |
| Totals | 10 | 232 | 18 | 3 | 14 | 6 | 3 | 1 | 1 | 288 |

2021 Fall Cohort
First-time/Full-time

Programs by Gender and Ethnicity

| Program Description | Female | | | | | | Male | | | | | | Enrolled | |
|-------------------------------------|----------|---------------------------|-----------------|---|-------------------|-----------|--------------|---------------------------|-----------------|---|-------------------|-----------|------------|------------|
| | Asian | Black or African American | Hispanic/Latino | Native Hawaiian or Other Pacific Islander | Two or more Races | White | Total Female | Black or African American | Hispanic/Latino | Native Hawaiian or Other Pacific Islander | Two or more Races | White | | Total Male |
| Accounting | | 2 | | | | 5 | 7 | 1 | | | | 1 | 2 | 9 |
| Advanced Pipe Welding | | | | | | | 0 | | | | | 1 | 1 | 1 |
| Associate In Arts | | 9 | 5 | 2 | | 28 | 44 | 3 | 3 | 1 | | 10 | 17 | 61 |
| Associate In Science | | 4 | 2 | 1 | | 9 | 16 | 1 | 1 | | | 7 | 9 | 25 |
| Automotive Diagnostic Technology | | | | | | | 0 | 1 | | | | | 1 | 1 |
| Automotive Technology | | | | | | 1 | 1 | 2 | | 1 | | 4 | 7 | 8 |
| Basic Air Conditioning And Heating | | | | | | | 0 | 1 | 1 | | | 5 | 7 | 7 |
| Basic Machining and CNC Fund. | | | 1 | | | | 1 | 2 | | | | 1 | 3 | 4 |
| Basic Mechatronics | | | | | | | 0 | 5 | | | | 10 | 15 | 15 |
| Computer Technology | 1 | 1 | | | | 1 | 3 | 4 | | | | 8 | 12 | 15 |
| Criminal Justice Technology | | | | | | 3 | 3 | 1 | | | | 1 | 2 | 5 |
| Cybersecurity | | | | | | | 0 | | | | | 2 | 2 | 2 |
| Early Care And Education | | 3 | | | | 5 | 8 | 1 | | | | 1 | 2 | 10 |
| Engineering Design Technology | 1 | | 1 | | | | 2 | 1 | 2 | | | 3 | 6 | 8 |
| Entrepreneurship/Small Business | | | | | 1 | | 1 | 1 | | | | 1 | 2 | 3 |
| Environmental Engineering Tech. | | | | | | | 0 | | | | | 1 | 1 | 1 |
| General Technology | | | | | | | 0 | | | | | 4 | 4 | 4 |
| Human Services (Assoc.) | | 3 | 2 | | | 1 | 6 | | | | | 1 | 1 | 7 |
| Human Services (Cert.) | | 1 | | | | | 1 | 0 | | | | | 0 | 1 |
| Information Processing | | 1 | | | | | 1 | | | | | | 0 | 1 |
| Management | | 2 | | | | 5 | 7 | 4 | | | 1 | 5 | 10 | 17 |
| Marketing and Sales for Small Bus. | | | | | | | 0 | 1 | | | | | 1 | 1 |
| Medical Office Administrative Asst. | | 2 | | | | | 2 | | 1 | | | | 1 | 3 |
| Medical Record Coding Certificate | | | | | | 1 | 1 | | | | | | 0 | 1 |
| Natural Resources Management | | | | | | 2 | 2 | | | 1 | | 4 | 5 | 7 |
| Paralegal | | 1 | | | | | 1 | | | | | | 0 | 1 |
| Pharmacy Technician | | | | | | | 0 | | | | | 1 | 1 | 1 |
| Pre-Nursing Preparatory | 2 | 16 | 1 | | | 22 | 41 | 1 | | 1 | | 5 | 7 | 48 |
| Welding | | 1 | | | | 1 | 2 | 3 | 1 | | | 15 | 19 | 21 |
| Totals | 4 | 46 | 12 | 3 | 1 | 84 | 150 | 33 | 9 | 4 | 1 | 91 | 138 | 288 |

Central Carolina Technical College
2020 FALL FRESHMEN COHORT PROFILE
(First-Time, Full-Time, Degree-Seeking Freshmen)

| GENDER | CCTC | |
|--------------|------------|---------------|
| | Total | Percent |
| Male | 173 | 48.3% |
| Female | 185 | 51.7% |
| Total | 358 | 100.0% |

| COUNTY OF RESIDENCE | CCTC | |
|---------------------|------------|---------------|
| | # | Percent |
| Chesterfield | 1 | 0.3% |
| Clarendon | 32 | 8.9% |
| Darlington | 1 | 0.3% |
| Dorchester | 0 | 0.0% |
| Fairfield | 2 | 0.6% |
| Florence | 5 | 1.4% |
| Greenville | 0 | 0.0% |
| Horry | 0 | 0.0% |
| Kershaw | 115 | 32.1% |
| Lancaster | 3 | 0.8% |
| Lee | 30 | 8.4% |
| Lexington | 0 | 0.0% |
| Orangeburg | 0 | 0.0% |
| Out-of-State | 1 | 0.3% |
| Richland | 4 | 1.1% |
| Sumter | 138 | 38.5% |
| Williamsburg | 1 | 0.3% |
| Unknown | 25 | 7.0% |
| Total | 358 | 100.0% |

| FIRST-TIME, FULL-TIME FRESHMEN AGE* | CCTC | |
|--|------------|---------------|
| | Total | Percent |
| 17 & Under | 8 | 2.2% |
| 18-19 | 301 | 84.1% |
| 20-21 | 18 | 5.0% |
| 22-24 | 14 | 3.9% |
| 25-29 | 6 | 1.7% |
| 30-34 | 6 | 1.7% |
| 35-39 | 0 | 0.0% |
| 40-49 | 3 | 0.8% |
| 50-64 | 2 | 0.6% |
| 65 & Over | 0 | 0.0% |
| Total | 358 | 100.0% |

| | |
|---------------------|-----------|
| Average Age: | 19 |
|---------------------|-----------|

| RACE | CCTC | | | |
|---|------------|------------|------------|---------------|
| | Male | Female | Total | Percent |
| International | 0 | 0 | 0 | 0.0% |
| Black or African American | 42 | 61 | 103 | 28.8% |
| American Indian/Alaska Native | | 0 | 0 | 0.0% |
| Asian | 4 | 1 | 5 | 1.4% |
| Hispanic | 5 | 14 | 19 | 5.3% |
| Native Hawaiian or Other Pacific Islander | 2 | 1 | 3 | 0.8% |
| White | 114 | 104 | 218 | 60.9% |
| Unknown | 5 | 1 | 6 | 1.7% |
| 2 or more races | 1 | 3 | 4 | 1.1% |
| Total | 173 | 185 | 358 | 100.0% |

**2020 Fall Cohort
First-Time/Full-Time**

Program by Age

| Program by Age | 17 and Under | 18-19 | 20-21 | 22-24 | 25-29 | 30-34 | 40-49 | 50--64 | Totals |
|---|---------------------|--------------|--------------|--------------|--------------|--------------|--------------|---------------|---------------|
| Accounting | | 9 | | | | | | | 9 |
| Associate In Arts | 1 | 61 | 7 | 1 | 2 | 1 | 1 | | 74 |
| Associate In Science | 2 | 31 | 2 | | 1 | | | | 36 |
| Automotive Technology | | 6 | | 1 | | | | | 7 |
| Basic Air Conditioning And Heating | | 5 | | | | | | | 5 |
| Basic Machining and CNC Fundamentals | | 2 | | | | | | | 2 |
| Basic Mechatronics | | 16 | 1 | 2 | | | | | 19 |
| Computer Technology | | 24 | | 1 | 1 | | 1 | | 27 |
| Criminal Justice Technology | | 7 | 1 | | | | | | 8 |
| Cybersecurity | | 1 | | | | | | | 1 |
| Early Care And Education | 1 | 6 | | | | | | | 7 |
| Engineering Design Technology | | 10 | | | 1 | | | | 11 |
| Entrepreneurship/Small Business Mgt | | 1 | | | | | | | 1 |
| Environmental Engineering Technology | | 3 | | | | | 1 | | 4 |
| General Technology | | 10 | | | | | | | 10 |
| Human Services (Assoc.) | | 11 | 1 | | | | | 1 | 13 |
| Management | | 16 | | 2 | | 1 | | | 19 |
| Marketing and Sales for Small Business | | 3 | | | | | | | 3 |
| Medical Office Administrative Assistant | | 1 | 1 | | | | | | 2 |
| Natural Resources Management | | 6 | | | | | | | 6 |
| Paralegal | | 2 | | 1 | | | | | 3 |
| Pre-Nursing Preparatory | 4 | 52 | 3 | 3 | | 1 | | | 63 |
| Welding | | 17 | 2 | 2 | | 2 | | | 23 |
| Accounting Specialist | | | | | | | | 1 | 1 |
| Computer Specialist | | 1 | | 1 | | | | | 2 |
| Logistics and Supply Chain Management | | | | | | 1 | | | 1 |
| Office Management | | | | | 1 | | | | 1 |
| Totals | 8 | 301 | 18 | 14 | 6 | 6 | 3 | 2 | 358 |

**2020 Fall Cohort
First-Time/Full-Time**

Programs by Gender and Ethnicity

| Program Description | Asian | Black or African American | Hispanic/Latino | Native Hawaiian or Other Pacific Islander | Race and Ethnicity Unknown | Two or more Races | White | Total Female | Asian | Black or African American | Hispanic/Latino | Native Hawaiian or Other Pacific Islander | Race and Ethnicity Unknown | Two or more Races | White | Total Male | Enrolled |
|-------------------------------------|----------|---------------------------|-----------------|---|----------------------------|-------------------|------------|--------------|----------|---------------------------|-----------------|---|----------------------------|-------------------|------------|------------|------------|
| Accounting | | 4 | | | | | 2 | 6 | | 3 | | | | | | 3 | 9 |
| Accounting Specialist | | | | | | | 1 | 1 | | | | | | | | | 1 |
| Associate In Arts | | 20 | 2 | | | 1 | 29 | 52 | 1 | 5 | | | | 1 | 15 | 22 | 74 |
| Associate In Science | 1 | 3 | 1 | 1 | | 1 | 11 | 18 | | 2 | | 1 | 1 | | 14 | 18 | 36 |
| Automotive Technology | | | | | | | | | 1 | 3 | 1 | | | | 2 | 7 | 7 |
| Basic Air Conditioning And Heating | | | | | | | | | | | 1 | | | | 4 | 5 | 5 |
| Basic Machining and CNC Fund. | | | | | | | | | | | | | | | 2 | 2 | 2 |
| Basic Mechatronics | | | 1 | | | | 1 | 2 | | 1 | 1 | 1 | 1 | | 13 | 17 | 19 |
| Computer Specialist | | 2 | | | | | | 2 | | | | | | | | | 2 |
| Computer Technology | | 3 | | | | | 2 | 5 | 1 | 7 | 1 | | 2 | | 11 | 22 | 27 |
| Criminal Justice Technology | | 3 | 1 | | | | 2 | 6 | | | | | 1 | | 1 | 2 | 8 |
| Cybersecurity | | | | | | | | | | | | | | | 1 | 1 | 1 |
| Early Care And Education | | 1 | 2 | | | | 4 | 7 | | | | | | | | | 7 |
| Engineering Design Technology | | 1 | | | | | 1 | 2 | | 4 | | | | | 5 | 9 | 11 |
| Entrepreneurship/Small Business | | 1 | | | | | | 1 | | | | | | | | | 1 |
| Environmental Engineering Tech. | | | | | | | | | | 1 | | | | | 3 | 4 | 4 |
| General Technology | | | | | | | | | | 3 | | | | | 7 | 10 | 10 |
| Human Services (Assoc.) | | 4 | 2 | | | | 5 | 11 | | | | | | | 2 | 2 | 13 |
| Logistics and Supply Chain Mgt. | | | | | | | | | | | | | | | 1 | 1 | 1 |
| Management | | 1 | 1 | | | | 3 | 5 | | 4 | 1 | | | | 9 | 14 | 19 |
| Marketing and Sales for Small Bus. | | 1 | | | 1 | | 1 | 3 | | | | | | | | | 3 |
| Medical Office Administrative Asst. | | 1 | | | | | 1 | 2 | | | | | | | | | 2 |
| Natural Resources Management | | | | | | | 1 | 1 | | | | | | | 5 | 5 | 6 |
| Office Management | | | 1 | | | | | 1 | | | | | | | | | 1 |
| Paralegal | | | | | | | 2 | 2 | | | | | | | 1 | 1 | 3 |
| Pre-Nursing Preparatory | | 16 | 3 | | | 1 | 35 | 55 | | 2 | | | | | 6 | 8 | 63 |
| Welding | | | | | | | 3 | 3 | 1 | 7 | | | | | 12 | 20 | 23 |
| Totals | 1 | 61 | 14 | 1 | 1 | 3 | 104 | 185 | 4 | 42 | 5 | 2 | 5 | 1 | 114 | 173 | 358 |

Source: EDSS-ST-ENR101Q 202010 Full-Time, First-Time Freshmen, Major, Age, Ethnicity

Central Carolina Technical College
2019 FALL FRESHMEN COHORT PROFILE
(First-Time, Full-Time, Degree-Seeking Freshmen)

| GENDER | CCTC | |
|--------------|------------|---------------|
| | Total | Percent |
| Male | 194 | 40.0% |
| Female | 291 | 60.0% |
| Total | 485 | 100.0% |

| COUNTY OF RESIDENCE | CCTC | |
|---------------------|------------|---------------|
| | # | Percent |
| Clarendon | 55 | 11.3% |
| Darlington | 5 | 1.0% |
| Dorchester | 0 | 0.0% |
| Fairfield | 1 | 0.2% |
| Florence | 6 | 1.2% |
| Greenville | 1 | 0.2% |
| Horry | 1 | 0.2% |
| Kershaw | 138 | 28.5% |
| Lancaster | 0 | 0.0% |
| Lee | 36 | 7.4% |
| Lexington | 1 | 0.2% |
| Orangeburg | 0 | 0.0% |
| Out-of-State | 4 | 0.8% |
| Richland | 6 | 1.2% |
| Sumter | 231 | 47.6% |
| Williamsburg | 0 | 0.0% |
| Unknown | 0 | 0.0% |
| Total | 485 | 100.0% |

| FIRST-TIME, FULL-TIME FRESHMEN AGE* | CCTC | |
|-------------------------------------|------------|---------------|
| | Total | Percent |
| 17 & Under | 18 | 3.7% |
| 18-19 | 371 | 76.5% |
| 20-21 | 38 | 7.8% |
| 22-24 | 23 | 4.7% |
| 25-29 | 14 | 2.9% |
| 30-34 | 12 | 2.5% |
| 35-39 | 5 | 1.0% |
| 40-49 | 2 | 0.4% |
| 50-64 | 2 | 0.4% |
| 65 & Over | 0 | 0.0% |
| Total | 485 | 100.0% |

| | |
|---------------------|-----------|
| Average Age: | 21 |
|---------------------|-----------|

| RACE | CCTC | | | |
|---|------------|------------|------------|---------------|
| | Male | Female | Total | Percent |
| International | 0 | 0 | 0 | 0.0% |
| Black or African American | 62 | 113 | 175 | 36.1% |
| American Indian/Alaska Native | | | 0 | 0.0% |
| Asian | 0 | 3 | 3 | 0.6% |
| Hispanic | 9 | 14 | 23 | 4.7% |
| Native Hawaiian or Other Pacific Islander | 0 | 1 | 1 | 0.2% |
| White | 111 | 153 | 264 | 54.4% |
| Unknown | 6 | 0 | 6 | 1.2% |
| 2 or more races | 6 | 7 | 13 | 2.7% |
| Total | 194 | 291 | 485 | 100.0% |

2019 Fall Cohort
First-time/Full-time

Programs By Age

| Cohort | Program CIP Code | Program Description | Enrolled | 17 & Under | 18-19 | 20-21 | 22-24 | 25-29 | 30-34 | 35-39 | 40-49 | 50-64 | 65+ | SUM |
|--------|------------------|----------------------------------|------------|------------|------------|-----------|-----------|-----------|-----------|----------|----------|----------|-----|------------|
| 201910 | 15041 | ADMINISTRATIVE SUPPORT | 0 | | | | | | | | | | | 0 |
| 201910 | 15214 | MEDICAL ASSISTING | 0 | | | | | | | | | | | 0 |
| 201910 | 15508 | EARLY CHILDHOOD DEVELOPMENT (Dip | 0 | | | | | | | | | | | 0 |
| 201910 | 35002 | ACCOUNTING TECHNOLOGY | 2 | | 2 | | | | | | | | | 2 |
| 201910 | 35007 | ADMINISTRATIVE OFFICE TECHNOLOGY | 3 | | 1 | | 1 | | | 1 | | | | 3 |
| 201910 | 35030 | MANAGEMENT | 24 | | 18 | 3 | | 1 | 2 | | | | | 24 |
| 201910 | 35104 | COMPUTER TECHNOLOGY | 24 | 1 | 18 | 2 | 2 | | | | 1 | | | 24 |
| 201910 | 35208 | NURSING | 0 | | | | | | | | | | | 0 |
| 201910 | 35307 | ENGINEERING GRAPHICS DESIGN | 22 | | 18 | 1 | 2 | 1 | | | | | | 22 |
| 201910 | 35318 | GENERAL TECHNOLOGY | 6 | | 5 | 1 | | | | | | | | 6 |
| 201910 | 35408 | ENVIRONMENTAL ENGINEERING TECHN | 1 | | 1 | | | | | | | | | 1 |
| 201910 | 35426 | NATURAL RESOURCES MGMT. TECHNO | 14 | 1 | 12 | | | | | | 1 | | | 14 |
| 201910 | 35501 | HUMAN SERVICES | 13 | | 7 | 2 | 2 | 1 | 1 | | | | | 13 |
| 201910 | 35505 | CRIMINAL JUSTICE TECHNOLOGY | 16 | | 13 | 2 | | | 1 | | | | | 16 |
| 201910 | 35508 | EARLY CARE AND EDUCATION | 20 | 2 | 14 | 2 | 1 | | 1 | | | | | 20 |
| 201910 | 35520 | PARALEGAL | 5 | 1 | 3 | 1 | | | | | | | | 5 |
| 201910 | 45600 | ASSOCIATE IN ARTS | 232 | 9 | 178 | 16 | 11 | 8 | 6 | 3 | | 1 | | 232 |
| 201910 | 55600 | ASSOCIATE IN SCIENCE | 45 | 2 | 39 | 2 | | | 1 | 1 | | | | 45 |
| 201910 | 60649 | INTERNETWORKING | 0 | | | | | | | | | | | 0 |
| 201910 | 60799 | GENERAL EDUCATION | 1 | | 1 | | | | | | | | | 1 |
| 201910 | 70191 | EARLY CHILDHOOD DEVELOPMENT(Cer | 0 | | | | | | | | | | | 0 |
| 201910 | 70808 | BASIC AC & HEATING | 8 | | 7 | | 1 | | | | | | | 8 |
| 201910 | 70810 | WELDING | 28 | | 20 | 6 | 1 | 1 | | | | | | 28 |
| 201910 | 70816 | COMPUTER SPECIALIST | 0 | | | | | | | | | | | 0 |
| 201910 | 70847 | ACCOUNTING SPECIALIST | 1 | | | | | | | | | 1 | | 1 |
| 201910 | 71158 | AUTOMOTIVE TECHNOLOGY | 1 | | 1 | | | | | | | | | 1 |
| 201910 | 71165 | BASIC MECHATRONICS | 13 | 1 | 10 | 1 | | 1 | | | | | | 13 |
| 201910 | 71180 | HUMAN SERVICES | 0 | | | | | | | | | | | 0 |
| 201910 | 71181 | MASSAGE THERAPY | 0 | | | | | | | | | | | 0 |
| 201910 | 71237 | BASIC MACH & CNC FUND | 4 | 1 | 2 | | | 1 | | | | | | 4 |
| 201910 | 71327 | MEDICAL OFFICE ADMIN. ASSISTANT | 1 | | | | 1 | | | | | | | 1 |
| 201910 | 71328 | CYBERSECURITY | 1 | | 1 | | | | | | | | | 1 |
| 201910 | 71349 | PATIENT CARE TECHNICIAN | 0 | | | | | | | | | | | 0 |
| | | TOTALS | 485 | 18 | 371 | 39 | 22 | 14 | 12 | 5 | 2 | 2 | | 485 |

2019 Fall Cohort
First-time/Full-time

Programs By Gender and Ethnicity

| CIP Code | Program Description | Enrolled | Female | Hispanic | Am. Indian/Alaska Native | Asian | Black | Native Hawaiian or Pacific Islander | White | Unknown | 2 or more races | Male | Hispanic | Am. Indian/Alaska Native | Asian | Black | Native Hawaiian or Pacific Islander | White | Unknown | 2 or more races | |
|----------|-------------------------------|----------|--------|----------|--------------------------|-------|-------|-------------------------------------|-------|---------|-----------------|------|----------|--------------------------|-------|-------|-------------------------------------|-------|---------|-----------------|---|
| 15041 | ADMIN. SUPPORT | 0 | 0 | | | | | | | | | 0 | | | | | | | | | |
| 15214 | MEDICAL ASSISTING | 0 | 0 | | | | | | | | | 0 | | | | | | | | | |
| 15508 | EARLY CHILDHOOD DEV (Diploma) | 0 | 0 | | | | | | | | | 0 | | | | | | | | | |
| 35002 | ACCOUNTING TECH | 2 | 1 | | | | 1 | | | | | 1 | | | | | | 1 | | | |
| 35007 | ADMINISTRATIVE OFFICE | 3 | 3 | | | | 2 | | 1 | | | 0 | | | | | | | | | |
| 35030 | MANAGEMENT | 24 | 11 | | | | 7 | | 4 | | | 13 | 1 | | | 8 | | 3 | | | 1 |
| 35104 | COMPUTER TECHNOLOGY | 24 | 2 | | | | | | 2 | | | 22 | | | | 7 | | 13 | 1 | | 1 |
| 35208 | NURSING | 0 | 0 | | | | | | | | | 0 | | | | | | | | | |
| 35307 | ENG. DESIGN | 22 | 5 | | | | 1 | | 4 | | | 17 | 2 | | | 7 | | 7 | | | 1 |
| 35318 | GENERAL TECHNOLOGY | 6 | 0 | | | | | | | | | 6 | | | | 1 | | 5 | | | |
| 35408 | ENVIRON. ENG. TECH | 1 | 0 | | | | | | | | | 1 | | | | | | 1 | | | |
| 35426 | NRM | 14 | 3 | | | | | | 3 | | | 11 | | | | 1 | | 9 | | | 1 |
| 35501 | HUMAN SERVICES | 13 | 12 | | | | 11 | | 1 | | | 1 | | | | 1 | | | | | |
| 35505 | CRJ | 16 | 9 | | | | 6 | | 3 | | | 7 | | | | 3 | | 3 | | | 1 |
| 35508 | ECD | 20 | 20 | | | | 10 | | 9 | | 1 | 0 | | | | | | | | | |
| 35520 | PARALEGAL | 5 | 5 | | | | | | 4 | | 1 | 0 | | | | | | | | | |
| 45600 | ASSOCIATE IN ARTS | 232 | 182 | 11 | | 2 | 67 | 1 | 96 | | 5 | 50 | 3 | | | 15 | | 30 | 1 | | 1 |
| 55600 | ASSOCIATE IN SCIENCE | 45 | 32 | 3 | | 1 | 6 | | 22 | | | 13 | 1 | | | 3 | | 9 | | | |
| 60649 | INTERNETWORKING | 0 | 0 | | | | | | | | | 0 | | | | | | | | | |
| 60799 | GENERAL EDUCATION | 1 | 0 | | | | | | | | | 1 | | | | | | 1 | | | |
| 70191 | EARLY CHILDHOOD DEV | 0 | 0 | | | | | | | | | 0 | | | | | | | | | |
| 70808 | BASIC AC & HEATING | 8 | 0 | | | | | | | | | 8 | | | | 2 | | 5 | | | 1 |
| 70810 | WELDING | 28 | 2 | | | | 1 | | 1 | | | 26 | 2 | | | 10 | | 12 | 1 | | 1 |
| 70816 | COMPUTER SPECIALIST | 0 | 0 | | | | | | | | | 0 | | | | | | | | | |
| 70847 | ACCOUNTING SPECIALIST | 1 | 0 | | | | | | | | | 1 | | | | 1 | | | | | |
| 71158 | AUTOMOTIVE TECH | 1 | 0 | | | | | | | | | 1 | | | | 1 | | | | | |
| 71165 | BASIC MECHATRONICS | 13 | 0 | | | | | | | | | 13 | | | | 2 | | 10 | | | 1 |
| 71180 | HUMAN SERVICES | 0 | 0 | | | | | | | | | 0 | | | | | | | | | |
| 71181 | MASSAGE THERAPY | 0 | 0 | | | | | | | | | 0 | | | | | | | | | |
| 71237 | BASIC MACH & CNC FUND | 4 | 3 | | | | 1 | | 2 | | | 1 | | | | | | 1 | | | |
| 71327 | MEDICAL OFFICE ADMIN. | 1 | 1 | | | | | | 1 | | | 0 | | | | | | | | | |
| 71328 | CYBERSECURITY | 1 | 0 | | | | | | | | | 1 | | | | | | 1 | | | |
| 71349 | PATIENT CARE TECHNICIAN | 0 | 0 | | | | | | | | | 0 | | | | | | | | | |
| | TOTALS | 485 | 291 | 14 | 0 | 3 | 113 | 1 | 153 | 0 | 7 | 193 | 9 | 0 | 0 | 62 | 0 | 111 | 6 | | 6 |

EDSS EMR101q Headcount Program by gender and ethnicity

Central Carolina Technical College
2018 FALL FRESHMEN COHORT PROFILE
(First-Time, Full-Time, Degree-Seeking Freshmen)

| GENDER | CCTC | |
|--------------|------------|---------------|
| | Total | Percent |
| Male | 234 | 43.9% |
| Female | 299 | 56.1% |
| Total | 533 | 100.0% |

| COUNTY OF RESIDENCE | CCTC | |
|---------------------|------------|---------------|
| | # | Percent |
| Aiken | 1 | 0.2% |
| Clarendon | 53 | 9.9% |
| Darlington | 4 | 0.8% |
| Dorchester | 1 | 0.2% |
| Fairfield | 3 | 0.6% |
| Florence | 8 | 1.5% |
| Greenville | 1 | 0.2% |
| Kershaw | 146 | 27.4% |
| Lancaster | 3 | 0.6% |
| Lee | 33 | 6.2% |
| Lexington | 1 | 0.2% |
| Orangeburg | 2 | 0.4% |
| Out-of-State | 1 | 0.2% |
| Richland | 13 | 2.4% |
| Sumter | 245 | 46.0% |
| Williamsburg | 1 | 0.2% |
| Unknown | 17 | 3.2% |
| Total | 533 | 100.0% |

| FIRST-TIME, FULL-TIME FRESHMEN AGE* | CCTC | |
|--|------------|---------------|
| | Total | Percent |
| 17 & Under | 18 | 3.4% |
| 18-19 | 409 | 76.7% |
| 20-21 | 33 | 6.2% |
| 22-24 | 20 | 3.8% |
| 25-29 | 19 | 3.6% |
| 30-34 | 10 | 1.9% |
| 35-39 | 14 | 2.6% |
| 40-49 | 5 | 0.9% |
| 50-64 | 5 | 0.9% |
| 65 & Over | 0 | 0.0% |
| Total | 533 | 100.0% |

| | |
|---------------------|-----------|
| Average Age: | 20 |
|---------------------|-----------|

| RACE | CCTC | | | |
|---|------------|------------|------------|---------------|
| | Male | Female | Total | Percent |
| International | 0 | 0 | 0 | 0.0% |
| Black or African American | 73 | 130 | 203 | 38.1% |
| American Indian/Alaska Native | 0 | 1 | 1 | 0.2% |
| Asian | 1 | 2 | 3 | 0.6% |
| Hispanic | 8 | 14 | 22 | 4.1% |
| Native Hawaiian or Other Pacific Islander | 0 | 1 | 1 | 0.2% |
| White | 144 | 143 | 287 | 53.8% |
| Unknown | 0 | 2 | 2 | 0.4% |
| 2 or more races | 8 | 6 | 14 | 2.6% |
| Total | 234 | 299 | 533 | 100.0% |

2018 Fall Cohort
First-time/Full-time

Programs By Age

| Cohort | Program CIP Code | Program Description | Enrolled | 17 & Under | 18-19 | 20-21 | 22-24 | 25-29 | 30-34 | 35-39 | 40-49 | 50-64 | 65+ | SUM |
|--------|------------------|----------------------------------|------------|------------|------------|-----------|-----------|-----------|-----------|-----------|----------|----------|-----|------------|
| 201810 | 15041 | ADMINISTRATIVE SUPPORT | 0 | | | | | | | | | | | 0 |
| 201810 | 15214 | MEDICAL ASSISTING | 1 | | 1 | | | | | | | | | 1 |
| 201810 | 15508 | EARLY CHILDHOOD DEVELOPMENT (Dip | 1 | | 1 | | | | | | | | | 1 |
| 201810 | 35002 | ACCOUNTING TECHNOLOGY | 12 | | 10 | | | | | 2 | | | | 12 |
| 201810 | 35007 | ADMINISTRATIVE OFFICE TECHNOLOGY | 1 | | | | | | | | 1 | | | 1 |
| 201810 | 35030 | MANAGEMENT | 26 | 1 | 21 | 1 | | | 1 | 2 | | | | 26 |
| 201810 | 35104 | COMPUTER TECHNOLOGY | 30 | | 23 | 2 | 1 | 1 | 1 | 2 | | | | 30 |
| 201810 | 35208 | NURSING | 1 | | 1 | | | | | | | | | 1 |
| 201810 | 35307 | ENGINEERING GRAPHICS DESIGN | 20 | 2 | 13 | 2 | 1 | 1 | | 1 | | | | 20 |
| 201810 | 35318 | GENERAL TECHNOLOGY | 5 | | 5 | | | | | | | | | 5 |
| 201810 | 35408 | ENVIRONMENTAL ENGINEERING TECHN | 5 | | 5 | | | | | | | | | 5 |
| 201810 | 35426 | NATURAL RESOURCES MGMT. TECHNO | 10 | 1 | 6 | 1 | 2 | | | | | | | 10 |
| 201810 | 35501 | HUMAN SERVICES | 7 | | 3 | | 1 | | 1 | 1 | 1 | | | 7 |
| 201810 | 35505 | CRIMINAL JUSTICE TECHNOLOGY | 16 | 1 | 12 | 1 | | 1 | 1 | | | | | 16 |
| 201810 | 35508 | EARLY CARE AND EDUCATION | 11 | | 7 | 3 | | | | 1 | | | | 11 |
| 201810 | 35520 | PARALEGAL | 4 | 1 | 1 | 2 | | | | | | | | 4 |
| 201810 | 45600 | ASSOCIATE IN ARTS | 250 | 8 | 200 | 12 | 4 | 11 | 4 | 4 | 3 | 4 | | 250 |
| 201810 | 55600 | ASSOCIATE IN SCIENCE | 54 | 2 | 45 | 2 | 5 | | | | | | | 54 |
| 201810 | 61037 | GERONTOLOGY | 0 | | | | | | | | | | | 0 |
| 201810 | 60649 | INTERNETWORKING | 0 | | | | | | | | | | | 0 |
| 201810 | 70191 | EARLY CHILDHOOD DEVELOPMENT(Cer | 0 | | | | | | | | | | | 0 |
| 201810 | 70808 | BASIC AC & HEATING | 8 | | 5 | 1 | 2 | | | | | | | 8 |
| 201810 | 70810 | WELDING | 26 | | 20 | 4 | | 2 | | | | | | 26 |
| 201810 | 70816 | COMPUTER SPECIALIST | 2 | | 2 | | | | | | | | | 2 |
| 201810 | 70847 | ACCOUNTING SPECIALIST | 0 | | | | | | | | | | | 0 |
| 201810 | 71158 | AUTOMOTIVE TECHNOLOGY | 8 | | 5 | 1 | 1 | | | | | 1 | | 8 |
| 201810 | 71165 | BASIC MECHATRONICS | 16 | | 10 | 1 | 2 | 1 | 2 | | | | | 16 |
| 201810 | 71180 | HUMAN SERVICES | 0 | | | | | | | | | | | 0 |
| 201810 | 71181 | MASSAGE THERAPY | 5 | | 4 | | | 1 | | | | | | 5 |
| 201810 | 71237 | BASIC MACH & CNC FUND | 9 | 2 | 5 | | | 1 | | 1 | | | | 9 |
| 201810 | 71327 | MEDICAL OFFICE ADMIN. ASSISTANT | 1 | | | | | 1 | | | | | | 1 |
| 201810 | 71328 | CYBERSECURITY | 3 | | 3 | | | | | | | | | 3 |
| 201810 | 71349 | PATIENT CARE TECHNICIAN | 1 | | 1 | | | | | | | | | 1 |
| | | TOTALS | 533 | 184 | 409 | 33 | 19 | 20 | 10 | 14 | 5 | 5 | | 533 |

2018 Fall Cohort
First-time/Full-time

Programs By Gender and Ethnicity

| CIP Code | Program Description | Enrolled | Female | Hispanic | Am. Indian/Alaska Native | Asian | Black | Native Hawaiian or Pacific Islander | White | Unknown | 2 or more races | Male | Hispanic | Am. Indian/Alaska Native | Asian | Black | Native Hawaiian or Pacific Islander | White | Unknown | 2 or more races | |
|----------|-------------------------------|----------|--------|----------|--------------------------|-------|-------|-------------------------------------|-------|---------|-----------------|------|----------|--------------------------|-------|-------|-------------------------------------|-------|---------|-----------------|---|
| 15041 | ADMIN. SUPPORT | 0 | 0 | | | | | | | | | 0 | | | | | | | | | |
| 15214 | MEDICAL ASSISTING | 1 | 1 | | | | 1 | | | | | 0 | | | | | | | | | |
| 15508 | EARLY CHILDHOOD DEV (Diploma) | 1 | 1 | | | | | | 1 | | | 0 | | | | | | | | | |
| 35002 | ACCOUNTING TECH | 12 | 8 | 2 | 1 | | 1 | | 4 | | | 4 | | | | 2 | | 2 | | | |
| 35007 | ADMINISTRATIVE OFFICE | 1 | 1 | | | | 1 | | | | | 0 | | | | | | | | | |
| 35030 | MANAGEMENT | 26 | 14 | | | | 7 | | 6 | | 1 | 12 | | | | 5 | | 7 | | | |
| 35104 | COMPUTER TECHNOLOGY | 30 | 5 | | | | 2 | | 3 | | | 25 | | | | 13 | | 12 | | | |
| 35208 | NURSING | 1 | 1 | | | | | | 1 | | | 0 | | | | | | | | | |
| 35307 | ENG. DESIGN | 20 | 3 | | | | 2 | | 1 | | | 17 | 1 | | | 6 | | 9 | | | 1 |
| 35318 | GENERAL TECHNOLOGY | 5 | 1 | | | | | | 1 | | | 4 | | | | 1 | | 3 | | | |
| 35408 | ENVIRON. ENG. TECH | 5 | 0 | | | | | | | | | 5 | | | | 3 | | 2 | | | |
| 35426 | NRM | 10 | 1 | | | | | | 1 | | | 9 | 1 | | | | | 8 | | | |
| 35501 | HUMAN SERVICES | 7 | 7 | 1 | | | 5 | | 1 | | | 0 | | | | | | | | | |
| 35505 | CRJ | 16 | 11 | | | | 8 | | | | 3 | 5 | | | | 1 | | 4 | | | |
| 35508 | ECD | 11 | 10 | | | | 5 | | | | 5 | 1 | | | | 1 | | | | | |
| 35520 | PARALEGAL | 4 | 3 | | | | 1 | | 1 | 1 | | 1 | | | | 1 | | | | | |
| 45600 | ASSOCIATE IN ARTS | 250 | 190 | 10 | | 2 | 87 | | 86 | 1 | 4 | 60 | 3 | | | 16 | | 36 | | | 5 |
| 55600 | ASSOCIATE IN SCIENCE | 54 | 31 | | | | 6 | 1 | 23 | | 1 | 23 | 1 | | 1 | 5 | | 16 | | | |
| 60649 | INTERNETWORKING | 0 | 0 | | | | | | | | | 0 | | | | | | | | | |
| 70191 | EARLY CHILDHOOD DEV | 0 | 0 | | | | | | | | | 0 | | | | | | | | | |
| 70808 | BASIC AC & HEATING | 8 | 2 | | | | 1 | | 1 | | | 6 | | | | 1 | | 4 | | | 1 |
| 70810 | WELDING | 26 | 2 | | | | | | | | 2 | 24 | 1 | | | 11 | | 12 | | | |
| 70816 | COMPUTER SPECIALIST | 2 | 0 | | | | | | | | | 2 | | | | | | 2 | | | |
| 71158 | AUTOMOTIVE TECH | 8 | 0 | | | | | | | | | 8 | | | | 1 | | 7 | | | |
| 71165 | BASIC MECHATRONICS | 16 | 1 | | | | 1 | | | | | 15 | 1 | | | 1 | | 13 | | | |
| 71180 | HUMAN SERVICES | 0 | 0 | | | | | | | | | 0 | | | | | | | | | |
| 71181 | MASSAGE THERAPY | 5 | 3 | | | | 1 | | 2 | | | 2 | | | | | | 1 | | | 1 |
| 71237 | BASIC MACH & CNC FUND | 9 | 1 | | | | 1 | | | | | 8 | | | | 3 | | 5 | | | |
| 71327 | MEDICAL OFFICE ADMIN. | 1 | 1 | 1 | | | | | | | | 0 | | | | | | | | | |
| 71328 | CYBERSECURITY | 3 | 0 | | | | | | | | | 3 | | | | 2 | | 1 | | | |
| 71349 | PATIENT CARE TECHNICIAN | 1 | 1 | | | | | | | | 1 | 0 | | | | | | | | | |
| | | | | | | | | | | | | | | | | | | | | | |
| | TOTALS | 533 | 298 | 14 | 1 | 2 | 130 | 1 | 132 | 2 | 16 | 231 | 8 | 0 | 1 | 71 | 0 | 144 | 0 | | 8 |

Central Carolina Technical College
2017 FALL FRESHMEN COHORT PROFILE
(First-Time, Full-Time, Degree-Seeking Freshmen)

| GENDER | CCTC | |
|--------------|------------|---------------|
| | Total | Percent |
| Male | 239 | 43.5% |
| Female | 310 | 56.5% |
| Total | 549 | 100.0% |

| COUNTY OF RESIDENCE | CCTC | |
|---------------------|------------|---------------|
| | # | Percent |
| Clarendon | 63 | 11.5% |
| Dillon | 1 | 0.2% |
| Fairfield | 1 | 0.2% |
| Florence | 4 | 0.7% |
| Horry | 1 | 0.2% |
| Kershaw | 136 | 24.8% |
| Lee | 24 | 4.4% |
| Orangeburg | 1 | 0.2% |
| Out-of-State | 4 | 0.7% |
| Richland | 7 | 1.3% |
| Sumter | 305 | 55.6% |
| Williamsburg | 2 | 0.4% |
| Total | 549 | 100.0% |

| FIRST-TIME, FULL-TIME FRESHMEN AGE* | CCTC | |
|-------------------------------------|------------|---------------|
| | Total | Percent |
| 17 & Under | 20 | 3.6% |
| 18-19 | 400 | 72.9% |
| 20-21 | 44 | 8.0% |
| 22-24 | 21 | 3.8% |
| 25-29 | 16 | 2.9% |
| 30-34 | 14 | 2.6% |
| 35-39 | 15 | 2.7% |
| 40-49 | 12 | 2.2% |
| 50-64 | 6 | 1.1% |
| 65 & Over | 1 | 0.2% |
| Total | 549 | 100.0% |

Average Age: 21

| RACE | CCTC | | | |
|---|------------|------------|------------|---------------|
| | Male | Female | Total | Percent |
| International | | | 0 | 0.0% |
| Black or African American | 84 | 147 | 231 | 42.1% |
| American Indian/Alaska Native | 3 | | 3 | 0.5% |
| Asian | | 2 | 2 | 0.4% |
| Hispanic | 11 | 8 | 19 | 3.5% |
| Native Hawaiian or Other Pacific Islander | 1 | | 1 | 0.2% |
| White | 131 | 143 | 274 | 49.9% |
| Unknown | 3 | 5 | 8 | 1.5% |
| 2 or more races | 6 | 5 | 11 | 2.0% |
| Total | 239 | 310 | 549 | 100.0% |

2017 Fall Cohort
First-time/Full-time

Programs By Age

| Cohort | Program CIP Code | Program Description | Enrolled | 17 & Under | 18-19 | 20-21 | 22-24 | 25-29 | 30-34 | 35-39 | 40-49 | 50-64 | 65+ | SUM |
|--------|------------------|----------------------------------|------------|------------|------------|-----------|-----------|-----------|-----------|-----------|-----------|----------|-----|------------|
| 201710 | 15041 | ADMINISTRATIVE SUPPORT | 1 | | | | | | | | 1 | | | 1 |
| 201710 | 35002 | ACCOUNTING TECHNOLOGY | 7 | | 6 | | 1 | | | | | | | 7 |
| 201710 | 35007 | ADMINISTRATIVE OFFICE TECHNOLOGY | 3 | | 2 | | | | | | | 1 | | 3 |
| 201710 | 35030 | MANAGEMENT | 20 | | 14 | 2 | 1 | 1 | | | 1 | 1 | | 20 |
| 201710 | 35104 | COMPUTER TECHNOLOGY | 38 | 1 | 21 | 3 | 4 | 1 | 2 | 3 | 3 | | | 38 |
| 201710 | 35307 | ENGINEERING GRAPHICS DESIGN | 16 | 1 | 11 | 2 | 2 | | | | | | | 16 |
| 201710 | 35318 | GENERAL TECHNOLOGY | 7 | | 6 | | | | 1 | | | | | 7 |
| 201710 | 35408 | ENVIRONMENTAL ENGINEERING TECHNC | 3 | | 2 | | | | | 1 | | | | 3 |
| 201710 | 35426 | NATURAL RESOURCES MGMT. TECHNOLC | 12 | 1 | 7 | 2 | | | | | 1 | 1 | | 12 |
| 201710 | 35501 | HUMAN SERVICES | 9 | 7 | | | | 1 | | | 1 | | | 9 |
| 201710 | 35505 | CRIMINAL JUSTICE TECHNOLOGY | 27 | | 23 | 2 | 1 | | | | 1 | | | 27 |
| 201710 | 35508 | EARLY CARE AND EDUCATION | 18 | | 11 | 3 | 1 | 1 | | 1 | 1 | | | 18 |
| 201710 | 35520 | PARALEGAL | 5 | 1 | 3 | | | | 1 | | | | | 5 |
| 201710 | 45600 | ASSOCIATE IN ARTS | 237 | 11 | 186 | 14 | 8 | 5 | 4 | 7 | | 2 | | 237 |
| 201710 | 55600 | ASSOCIATE IN SCIENCE | 77 | 4 | 64 | 4 | 1 | 2 | 2 | | | | | 77 |
| 201710 | 61037 | GERONTOLOGY | 1 | | | | | | | | | 1 | | 1 |
| 201710 | 60649 | INTERNETWORKING | 0 | | | | | | | | | | | 0 |
| 201710 | 70191 | EARLY CHILDHOOD DEVELOPMENT | 2 | | 1 | | | | | 1 | | | | 2 |
| 201710 | 70808 | BASIC AC & HEATING | 4 | | | 2 | | | 1 | | | 1 | | 4 |
| 201710 | 70810 | WELDING | 34 | 1 | 18 | 7 | 1 | 4 | 1 | 1 | 1 | | | 34 |
| 201710 | 70816 | COMPUTER SPECIALIST | 1 | | 1 | | | | | | | | | 1 |
| 201710 | 70847 | ACCOUNTING SPECIALIST | 1 | | | | | | 1 | | | | | 1 |
| 201710 | 71158 | AUTOMOTIVE TECHNOLOGY | 5 | | 5 | | | | | | | | | 5 |
| 201710 | 71165 | BASIC MECHATRONICS | 11 | | 7 | 1 | | 1 | 1 | | 1 | | | 11 |
| 201710 | 71180 | HUMAN SERVICES | 0 | | | | | | | | | | | 0 |
| 201710 | 71181 | MASSAGE THERAPY | 0 | | | | | | | | | | | 0 |
| 201710 | 71237 | BASIC MACH & CNC FUND | 6 | | 3 | 1 | 1 | | | | 1 | | | 6 |
| 201710 | 71327 | MEDICAL OFFICE ADMIN. ASSISTANT | 1 | | 1 | | | | | | | | | 1 |
| 201710 | 71328 | CYBERSECURITY | 2 | | 1 | | | | 1 | | | | | 2 |
| 201710 | 71349 | PATIENT CARE TECHNICIAN | 1 | | | 1 | | | | | | | | 1 |
| | | | | | | | | | | | | | | |
| | | TOTALS | 549 | 27 | 393 | 43 | 21 | 16 | 14 | 14 | 12 | 7 | | 549 |

2017 Fall Cohort
First-time/Full-time

Programs By Gender and Ethnicity

| CIP Code | Program Description | Enrolled | Female | Hispanic | Am. Indian/Alaska Native | Asian | Black | Native Hawaiian or Pacific Islander | White | Unknown | 2 or more races | Male | Hispanic | Am. Indian/Alaska Native | Asian | Black | Native Hawaiian or Pacific Islander | White | Unknown | 2 or more races | |
|----------|-----------------------|----------|--------|----------|--------------------------|-------|-------|-------------------------------------|-------|---------|-----------------|------|----------|--------------------------|-------|-------|-------------------------------------|-------|---------|-----------------|---|
| 15041 | ADMIN. SUPPORT | 1 | 1 | | | | | | 1 | | | | | | | | | | | | |
| 35002 | ACCOUNTING TECH | 7 | 6 | 1 | | | 3 | | 2 | | | 1 | | | | | | | 1 | | |
| 35007 | ADMINISTRATIVE OFFICE | 3 | 2 | | | | 2 | | | | | 1 | | | | 1 | | | | | |
| 35030 | MANAGEMENT | 20 | 7 | | | | 6 | | | | 1 | 13 | | 1 | | 4 | | | 8 | | |
| 35104 | COMPUTER TECHNOLOGY | 38 | 10 | | | | 6 | | 4 | | | 28 | 3 | | | 15 | | | 8 | | 2 |
| 35303 | ENG. GRAPHICS DESIGN | 16 | 1 | | | | | | 1 | | | 15 | 1 | | | 2 | | 1 | 10 | | 1 |
| 35318 | GENERAL TECHNOLOGY | 7 | | | | | 1 | | | | | 6 | | | | 2 | | | 4 | | |
| 35408 | ENVIRON. ENG. TECH | 3 | 1 | | | | | | 1 | | | 2 | | | | 1 | | | 1 | | |
| 35426 | NRM | 12 | 2 | | | | 1 | | 1 | | | 10 | | | | 1 | | | 8 | | 1 |
| 35501 | HUMAN SERVICES | 9 | 9 | | | | 4 | | 4 | 1 | | | | | | | | | | | |
| 35505 | CRJ | 27 | 12 | | | | 6 | | 6 | | | 15 | 2 | | | 11 | | | 2 | | |
| 35508 | ECD | 18 | 18 | | | | 8 | | 10 | | | | | | | | | | | | |
| 35520 | PARALEGAL | 5 | 4 | | | | 3 | | 1 | | | 1 | | | | 1 | | | | | |
| 45600 | ASSOCIATE IN ARTS | 237 | 183 | 5 | | 2 | 87 | | 82 | 3 | 4 | 54 | 1 | | | 16 | | | 33 | 1 | 3 |
| 55600 | ASSOCIATE IN SCIENCE | 77 | 44 | 2 | | | 15 | | 26 | 1 | | 33 | 2 | | | 7 | | | 24 | | |
| 60649 | INTERNETWORKING | | | | | | | | | | | | | | | | | | | | |
| 70191 | EARLY CHILDHOOD DEV | 2 | 2 | | | | 1 | | 1 | | | | | | | | | | | | |
| 70808 | BASIC AC & HEATING | 4 | | | | | | | | | | 4 | | | | 3 | | | 1 | | |
| 70810 | WELDING | 34 | 2 | | | | 1 | | 1 | | | 32 | 1 | 1 | | 12 | | | 18 | | |
| 71158 | AUTOMOTIVE TECH | 5 | 1 | | | | | | 1 | | | 4 | 1 | 1 | | 2 | | | | | |
| 71165 | BASIC MECHATRONICS | | | | | | | | | | | 11 | | | | 4 | | | 6 | 1 | |
| 71180 | HUMAN SERVICES | | | | | | | | | | | | | | | | | | | | |
| 71181 | MASSAGE THERAPY | | | | | | | | | | | | | | | | | | | | |
| 71237 | BASIC MACH & CNC FUND | | | | | | | | | | | 6 | | | | 2 | | | 4 | | |
| 71327 | MEDICAL OFFICE ADMIN. | 1 | 1 | | | | 1 | | | | | | | | | | | | | | |
| | TOTALS | 526 | 306 | 8 | 0 | 2 | 145 | 0 | 142 | 5 | 5 | 236 | 11 | 3 | 0 | 84 | 1 | 128 | 3 | 6 | |